2016 BUDGET



Gunnison County
COLORADO

Cover photo courtesy of Heather Roberts (Velveteen Elk Photography)

Table of Contents

INTRODUCTION

Transmittal Letter **2**
GFOA Distinguished Budget Presentation Award **3**
Acknowledgements **5**
Budget Message:
- Budget Overview 6
- Quick Reference Guide 9
- Section Guide 9
- Revenue Summary 10
- Property Tax Detail 17
- Expenditure Summary 26
- Fund Balances 32

Consolidated Budget Summary **35**
- Budget Summary by Type 36
- Department/Fund Expenditure Relationship 37

County Profile **38**
Financial Structure:
- Organizational Structure 46
- Department/Program Structure 47
- Elected Officials with Term Expirations 48
- Budgetary Fund Structure 49
- Fund Descriptions 50
- Chart of Account Structure 55

BUDGETING FOR RESULTS

Introduction to Budgeting for Results **57**
Board of County Commissioners:
- Vision Statement 58
- Commissioner Department Budget 58
- Strategic Direction 59

Departments:
- Administration 63
- Airport 84
- Assessor 105
- Clerk & Recorder 112
- Community Development 125
- Coroner 137
- County Attorney 142
- Emergency Management 148
- Extension 155
- Facilities & Grounds 162
- Geographic Information Services 167
- Health and Human Services 174
- Historic Preservation 201
- Housing 206
- Information Technology 214
- Juvenile Services 226
- Public Works 236
- Sheriff 273

Treasurer 294
Veterans 304
Weather Modification 309
Wildlife Conservation 313
Other Cost Centers 318
Compensated Absences 321
District Attorney 322
Other Administration 323
Energy Efficiency Initiatives 324
Conservation Trust 325
Sales Tax 326
Land Preservation 327
Mosquito Control 328
Sage Grouse Trust 329
Capital Expenditures 330
Health Insurance 331
Marketing District 332
Rural Transportation Authority 333
Gunnison Valley Health System 334

PERSONNEL

Full-time Equivalent History 337
Changes in Staffing Levels 338
Personnel Distribution 340
Summary of Budgeted Salaries and Authorized Full-Time Equivalents 340

CAPITAL EXPENDITURES

Summary of Capital Expenditures 350
Capital Expenditures by Fund 353

DEBT

Summary of Debt Obligations 364
Summary of Debt Service and Lease Payments
Governmental Activities 367
Business-Type Activities 368
Computation of Legal Debt Margin 369

FUND SUMMARIES

General Fund 374
Special Revenue Funds
Road & Bridge Fund 375
Human Services Fund 376
Public Health Agency Fund 377
Conservation Trust Fund 378
Sales Tax Fund 379
Land Preservation Fund 380
Mosquito Control Fund 381

Sage Grouse Trust Fund 382
Risk Management Fund 383
Housing Authority Fund 384
Marketing District Fund 385
Transportation Authority Fund 386
Fiduciary Fund
Public Trustee Agency Fund 387
Debt Service Fund
Debt Service Fund 388
Capital Project Funds
Airport Construction Fund 389
Capital Expenditures Fund 390
Enterprise Funds
Airport Operations Fund 391
Sewer District Fund 392
Water District Fund 393
Solid Waste Fund 394
Gunnison Valley Health Fund 395
Senior Housing Fund 396
Assisted Living Fund 397
Internal Service Funds
Internal Service Fund I (County Shop) 398
Internal Service Fund II (Technology) 399
Internal Service Fund III (Health Insurance) 400

APPENDIX

Financial Policies
Auditing and Financial Reporting 402
Fund Accounting 402
Basis of Budgeting and Accounting 402
Definition of a Balanced Budget 403
Fund Balances 403
Revenues 403
Fees and User Charges 403
Operating Expenditures 404
Debt 404
Capital Improvement Program (CIP) 405
Compensation 405
Internal Controls 405
Amending the Budget 406
Budget Process and Policies
Budget Process/Citizen Input 408
Budgetary Level of Control 410
Budget Amendments 410
Budget Resolutions 411
Glossary of Budget-Related Terms 420
Glossary of Common Acronyms 425

Introduction

Transmittal Letter

GFOA Distinguished Budget Presentation Award

Acknowledgements

Budget Message
- Budget Overview
- Quick Reference Guide
- Section Guide
- Revenue Summary
- Property Tax Detail
- Expenditure Summary
- Fund Balances

Consolidated Budget Summary

County Profile

Financial Structure

Gunnison County
COLORADO

Finance Program

PHONE 970.641.2203 FAX 970.641.7643

LETTER OF BUDGET TRANSMITTAL

To: Division of Local Government
1313 Sherman Street, Room 521
Denver, CO 80203

Date: January 31, 2016

Attached is the 2016 budget for the County of Gunnison, the Gunnison River Valley Local Marketing District, the Gunnison Valley Transportation Authority, and the Gunnison County Housing Authority, submitted pursuant to Section 29-1-113,C.R.S. These budgets were adopted on December 15, 2015. If there are any questions on these budgets please contact Linda Nienhueser at 970 641-7622, 200 East Virginia Avenue, Gunnison, CO 81230.

The mill levy certified to the County Commissioners is 17.075 mills for all general operating purposes, subject to statutory and/or TABOR limitation; 0.052 mills for refund/abatement; and –1.453 net mills for Temporary Tax Credit. Based on an assessed valuation of $593,338,390, the total property tax revenue is $9,299,985. A copy of the resolution setting the mill levy is included.

I hereby certify that the enclosed is a true and accurate copy of the budget and certification of tax levies to the Board of County Commissioners.

Linda Nienhueser

Linda Nienhueser, Finance Director

GOVERNMENT FINANCE OFFICERS ASSOCIATION

Distinguished Budget Presentation Award

PRESENTED TO

Gunnison County

Colorado

For the Fiscal Year Beginning

January 1, 2015

Executive Director

GFOA Distinguished Budget Award

The Government Finance Officers Association of the United States and Canada (GFOA) presented a Distinguished Budget Presentation Award to Gunnison County, Colorado for its annual budget for the fiscal year beginning January 1, 2015.

In order to receive this award, a governmental unit must publish a budget document that meets program criteria:

- as a policy document,
- as an operations guide,
- as a financial plan,
- and as a communications device.

This award is valid for a period of one year only. We believe our current budget continues to conform to program requirements, and we are submitting it to GFOA to determine its eligibility for another award.

Acknowledgements

The Finance Program expresses its gratitude to the Gunnison County Commissioners, County Manager, Elected Officials, and Departments for their contributions to the 2016 Budget.

With gratitude,

The Gunnison County Finance Program Staff

Board of County Commissioners

- Paula Swenson — Chairperson
- Phil Chamberland — Vice-Chairperson
- Jonathan Houck — Commissioner

Budget Team

- Matthew Birnie — County Manager
- Marlene Crosby — Assistant County Manager
- Linda Nienhueser — Finance Director
- Kelly Weak — Senior Accountant
- Ashley Tierney — Senior Accountant
- Sally Wilcox — Accountant
- Jody Wise — Accountant
- Brady Harper — Accountant

- All Elected Officials and Department Heads

Contact Information

- Gunnison County, Colorado
  200 E. Virginia Ave.
  Gunnison, CO 81230
  (970) 641-2203

Budget Overview

The Gunnison County Administration Program is pleased to present the 2016 Budget. This budget is balanced, as required by Colorado law, and conforms to our adopted Accounting Policies. In addition to the Gunnison County budget, included also are budgets for the:

- Gunnison River Valley Local Marketing District,
- Gunnison Valley Rural Transportation Authority, and
- Gunnison County Housing Authority.

The Gunnison County Board of County Commissioners serves as either the Board of Directors or appoints the Board of Directors for these entities.

Factors Influencing the 2016 Budget Development

Priorities and Values

Vision Statement: Gunnison County cherishes its sense of community and place. We strive to preserve and promote the well-being of the County's citizens, natural environment and rural character. We will deliver services and set standards that reflect our values and preserve our unique quality of life for present and future generations to enjoy.

Strategic Plan: The 2016 Budget was built around the performance management initiative called Managing for Results (MFR) and links resources to results, following the Board of County Commissioners' Strategic Plan. The 2016 budget development, a crucial element of the MFR process is further detailed on page 57. The four strategic priorities set by the Board in that plan are:

- Ensure sound infrastructure,
- Protect the environment,
- Promote prosperous, collaborative and healthy communities, and
- Deliver high quality services.

This budget was developed in accordance with the MFR culture Gunnison County has adopted.

Long-range Financial Plan

Two critical planning tools were used to determine how available resources will be used to support the functions required and expected from Gunnison County residents for 2016 and beyond. First, the Strategic Plan outlines priorities and goals, then an Implementation Tactics Report is compiled of required resources to accomplish each strategy. Completion of individual strategies combine to realize strategic results expected. Smaller amounts are identified in funding sources generally available to the department(s) involved. Large projects require a multifaceted approach including minimizing other expenditures where possible and securing additional funding through grants, unallocated sales tax for capital costs and financing when necessary and appropriate.

The second planning tool is the annual update of the Capital Improvement Plan (CIP). With a five-year planning horizon, we are able to prepare for upcoming capital costs. Through this annual process capital needs are evaluated and ranked in order of priority based on a variety of weighted criteria including how well they align with the Board's strategic plan. This plan is more fully described later in the document, pages 350-362.

Priorities are set, items are including in the upcoming budget and resources are committed to support those decisions. Then during the year, short term objectives are linked to long range financial plans in an on-going process throughout the organization. Each BOCC agenda item request that includes a financial component is routed through Finance for budget comparison and comment prior to being added to the agenda. In this way, each decision made during the year is informed by current, relevant fiscal data.

Budget Considerations and Approach

The 2016 budget process began with the Budget Kick-off meeting on August 26th. The Board, County Manager, and Finance staff met with Elected Officials and Department Heads to communicate current economic factors, revenue trends and budget priorities. Economic factors, both nationally and locally, influence each year's budget development. Nationally, many metrics show positive growth moving into 2016. Job creation continuing the steep upward trend started in 2014, with the unemployment rate trending down over the same period. The US Department of Labor shows unemployment at 5.3% for July, 2015 compared to 6.2% the same month last year. Inflation was reported at 0.2% in July, 2015 compared to 2.0% the same month in 2014. Locally, there are similarities. Colorado unemployment was reported at 3.3% in September, its lowest level since May 2007, Gunnison much lower at 2.2%. Gunnison County was one of only two Colorado counties at an all-time low that month. Home sales are up with prices stabilizing. The annual number of foreclosures begun in Gunnison County has been steadily declining from the high of 208 in 2010 to only 23 in 2015. 2014 total taxable sales in Gunnison County was up 8.9% over 2013 and 2015 is tracking ahead of 2014 by over 8%. Coal mines and production have been a significant component of both property tax and extraction revenues for many years. As coal mines reach the end of their productive lives, the potential to offset these revenue reductions with new natural gas exploration and production was predicted. Oil and gas permits continued to climb but production has been postponed as low oil prices have not warranted bringing the gas out of the ground.

Colorado's change in policy related to cannabis use continues to be a factor in financial discussions across the state. In 2000, 54% of Colorado voters approved Amendment 20, allowing medical use for patients with a written medical consent. In 2012, Amendment 64 passed allowing recreational use for adults 21 and older. Gunnison County and municipalities have seen increased revenues from sales tax on retail sales and project those numbers to climb in 2016. Ten new licenses have been approved for retail stores in the City of Gunnison and many of those businesses are opening early in 2016.

The budget development goals based on current and projected fiscal status and current priorities were determined and included these items:

- Use of baseline budget process again for 2016 whereby funding for the 2015 level of services and programs is the starting point for each department, less any one-time enhancements approved for 2015. Additional requests must be submitted for any addition or expansion in current levels of services with suggested potential revenue sources. These requests fall into three categories: 1) staff, 2) capital, and 3) enhancements.
- Use of conservative approach to any increases in expenditures for 2016.
- Each fee for services calculation will be examined to ensure fees will recover, at a minimum, the variable costs of services in order to reduce reliance on property and other taxes.
- Include a 1% cost of living increase for all employees and merit increases for eligible employees. Over the past five years (2011 to 2015) the Denver/Boulder/Greeley CPI increase totals 12.3% and Gunnison County cost of living adjustments have totaled 8.5% over the same period.
- Health care premiums remain constant for employees. The only adjustment for 2016 is the addition of a High Deductible Health Plan (HDHP) with a Health Savings Account (HSA) component to be offered in addition to the current PPO plan option. Gunnison County will help fund the HAS accounts for employees selecting this option with a contribution of $600 for employee only and $1,200 for family plans in 2016.
- Determine the Gunnison County mill levy in accordance with the statutory "5.5%" Property Tax Revenue Limit, also known as the "Annual Levy Law" (Section 29-1-301, et seq., C.R.S.), and the Taxpayer's Bill of Rights (TABOR) as modified by voter approval in Gunnison County. Both these laws are detailed in the appendix.

The 2016 budget includes appropriated expenditures of $84,408,672. In total this is a decrease from 2015 of 7.73%. The budget is funded with revenue estimates and anticipated fund balance.

A public hearing on the proposed budget was held on December 3, 2015. The proposed budget was adopted by the Gunnison County Board of County Commissioners on December 15, 2015. Copies of the budget documents are available in the Gunnison County Finance Office, 200 East Virginia Avenue, Gunnison, Colorado and can also be found on our website at www.gunnisoncounty.org
To help you locate information in this document, there are three reference sources.

1) The traditional *Table of Contents* located at the beginning of the document;
2) A *Quick Reference Guide* that will point you to answers of commonly asked questions; and
3) A *Section Guide* that gives an overview of each section.

If you are using the electronic version of this document, Acrobat Reader bookmarks and search functions are also at your disposal.

Quick Reference Guide

Frequently Asked Questions	Pages
What are the priorities in the Gunnison County Strategic Plan?	59-62
What are the total expenses in the 2016 budget?	26-31
Where are major revenue sources discussed?	9-16
What is the County's basis of accounting?	402
Where is debt service/lease purchase information?	364-372
What capital projects are included in this budget?	350-362
Where is personnel and FTE information?	337-348
Where can I find a one-page summary of total budget appropriations?	35

Section Guide

Introduction
Included in this section are narrative and statistical data detailing revenue and expenditure summaries, organizational summaries and fund descriptions.

Budgeting for Results
This budget was built around the performance management initiative called Managing for Results and links resources to results, following the Board of County Commissioner's Strategic Plan. This section details results achieved toward key performance measurements for core services. It also includes three years of revenue and expense data for each activity. To understand this group of pages, remember that Departments are comprised of Programs, and Programs are made up of Activities. Each section begins with the Department in black ink, followed by Programs in green ink, and Activities presented in blue.

Personnel
This section contains current and historic FTE (full-time equivalent) data as well as payroll costs in each department.

Capital Expenditures
This section includes a description of the Capital Improvement Plan (CIP), a list of CIP projects and a summary description of budgeted projects.

Debt
The summary of debt obligations is organized to include a list of each debt issued with date issued, issue amount and interest rate. The summary of payments provides detail of annual payment amounts and the breakdown between total principle and interest remaining. Also included is a computation of the County's legal debt margin and a description of our credit rating.

Fund Summaries
The sheets in this section show revenue and expenses by fund for 2014 actuals, 2015 budget and projections, and 2016 budget. A fund balance detail is also included for each fund.

Appendix
You will find financial policies, a detailed discussion of the budget process and policies, a copy of the relevant budget resolutions and a glossary of budget terms in this section.

Revenue Summary

The following chart shows where the money comes from in broad categories and will be detailed further in the pages that follow.

Table I

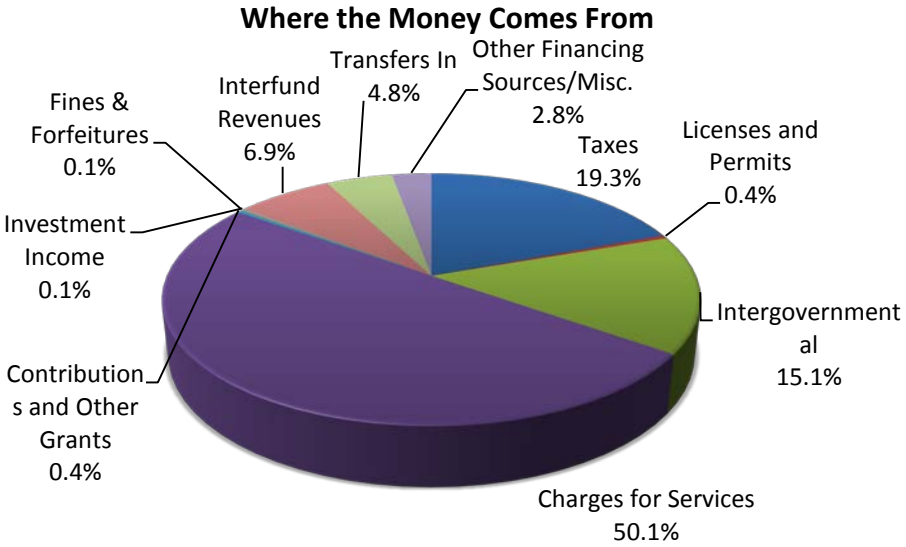

Table II, Revenue Sources, details major revenue categories.

Table II

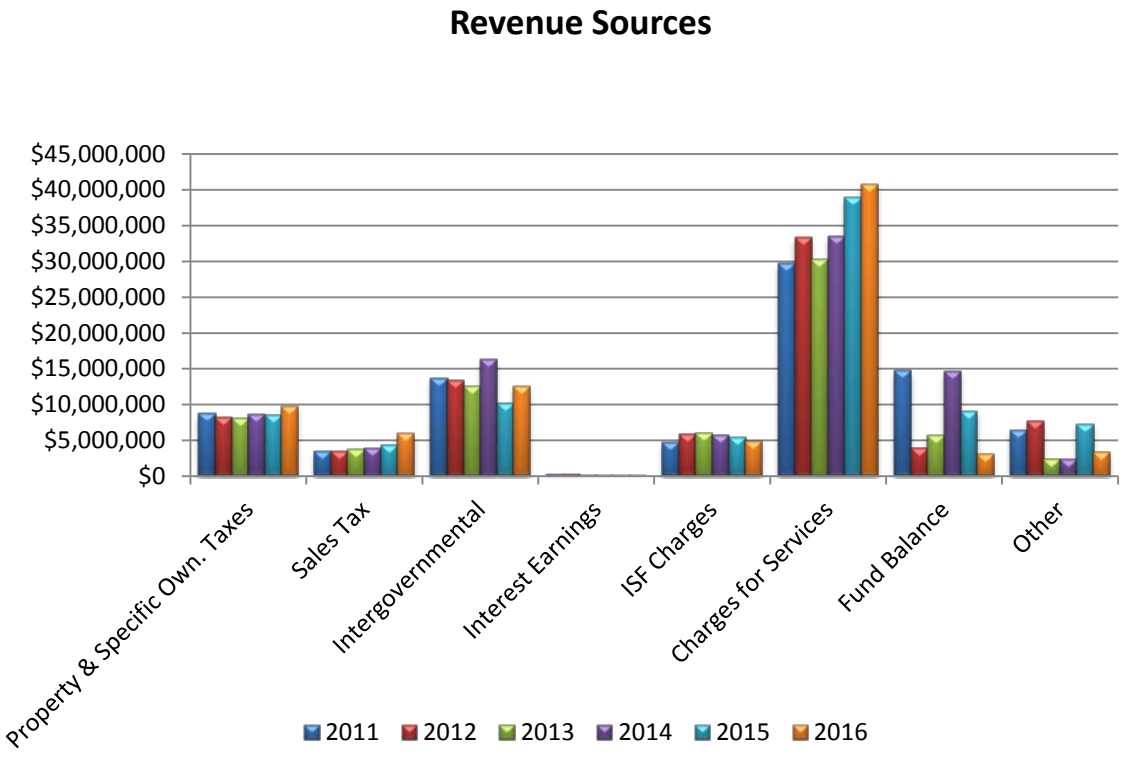

The largest revenue area continues to be non-tax revenue. This area consists of fees, grants, charges for services and intergovernmental sources. The 2016 budget has a total of $3,235,033 from grant revenue. In 2015 that number was $4,753,999.

Major Revenue Sources, Assumptions and Trends

This budget includes 27 separate and distinct funds, each with revenues to support the anticipated expenditures. Funds fit into two broad categories, governmental and proprietary. Governmental funds include the General Fund, Special Revenue Funds, and Capital Projects Funds. Proprietary Funds include Enterprise and Internal Service Funds. Revenue sources for the various services Gunnison County provides determine where those services reside in this budget. For example, the Sales Tax fund is supported by a 1% County Sales Tax authorized by voters in 1978 and is restricted to capital costs. Revenues and expenses are reported in the special revenue fund category, Sales Tax Fund. Enterprise funds are supported by fees charged to users such as Sewer, Water, Solid Waste and the Hospital. Each is a separate fund with its own set of self-balancing general ledger accounts. For the purposes of this section, major revenue sources are those revenues that represent at least 15% of the overall budget.

Taxes

Property Taxes

Because the voters of Gunnison County elected to set aside certain requirements of the TABOR amendment, we are allowed, statutorily, a 5.5% annual increase to property tax collections. The "5.5%" limit allows the County to realize all the revenue from new construction as well as up to a 5.5% increase in revenue from property taxes over the previous year. In response to the economic climate, instead of budgeting the allowable property tax increase (5.5% plus new construction) as was done historically, the 2013 budget held the mill levy at 11.328, the same as 2012. By holding the mill levy constant, we continued to provide tax relief to our citizens, and preserved capacity for flexibility moving forward. In the 2014 budget, the substantial reduction in the operation of a coal mine (one of the top ten taxpayers in the county) prompted the decision to take the allowable increase to partially mitigate the expected decrease in revenue from the mine. The total allowable increase, including new construction, was 6.29%. However, even by taking this increase, the cumulative effect of lowering our tax receipts in previous years is still $16,144,079 less in property tax collections from 2011 – 2018. This is because we have lowered the baseline from which future revenues may grow.

This year's mill levy results in an overall increase of $591,842 in property tax from 2015 to 2016 as detailed below:

FUND/Description	2016 Property Tax Revenue	2015 Mill Levy	Amt. Over (Under) Prior Yr.
Human Services	$ 303,518	.512	$ 19,317
Library	$ 854,526	1.440	$ 54,384
Gunnison Health Care Center	$ 676,654	1.140	$ 43,064
General Fund	$ 7,464,812	12.582	$475,078
TOTALS	$ 9,299,509	15.674	$591,842

The following chart illustrates this new baseline. The red line shows actual property tax history and projections through 2018, the blue line shows the projected curve if the total allowable increases were realized.

Table III

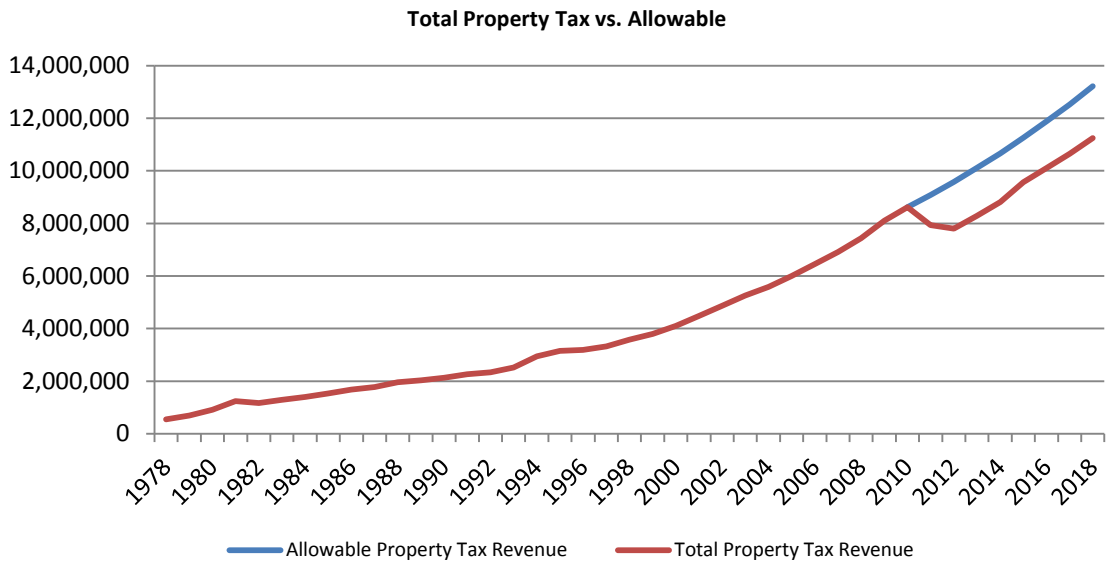

Sales Tax

The 2015 projection for Sales Tax collections show 2% increase for receipts expected for the final months of 2015, and the 2016 amount is budgeted flat compared to the 2015 projection. As 50% of revenue received from the 1% county sales tax is shared back with the municipality where the sale occurred, the fluctuations in total county revenue and total sales tax differ. From 2012 to 2013 county revenue increased 7.26% and total collections increased 7.36%. From 2013 to 2014 county revenue increased 7.52% and total collections increased 9.09%. 2015 collections are on track to show increases again for both categories comparable to the 2014 upward spike. Using the 2% increase for August to December collections, total county revenue would be up 9.2% for 2015, and taxable sales up 5.04%.

Table IV

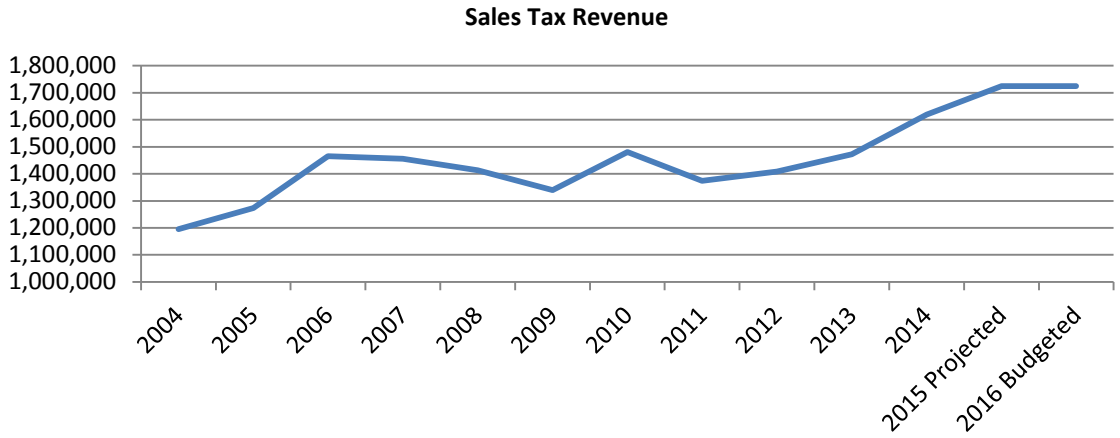

In total, Property and Sales Tax revenues are budgeted at $15,677,793, 19.3% of total revenues.

Intergovernmental

Highway Users Tax Fund

The Highway Users Tax Fund (HUTF) was statutorily created in 1953 to account for state highway revenue. Under the HUTF state law, transportation revenue is split between CDOT, counties, and cities. According to Section 43-4-204, C.R.S., all moneys in the HUTF are appropriated for: The acquisition of rights-of-way for, and the construction, engineering, safety, reconstruction, improvement, repair, maintenance and administration of, the state highway system, the county highway systems, the city street systems, and other public roads and highways of the state. Gunnison County receives a monthly payment of our share of this fund and in 2016 is budgeted to be $2,600,000 in the Road and Bridge Fund. In 2014 we received $2,653,782 and 2015 is tracking to be about the same. The single largest source of Highway Users Tax Fund revenues is the motor fuel excise tax, currently set at 22 cents per gallon of gasoline and 20.5 cents per gallon for diesel fuel. This revenue fluctuates with changing fuel prices and uses but has been relatively steady over the last ten years.

Table V

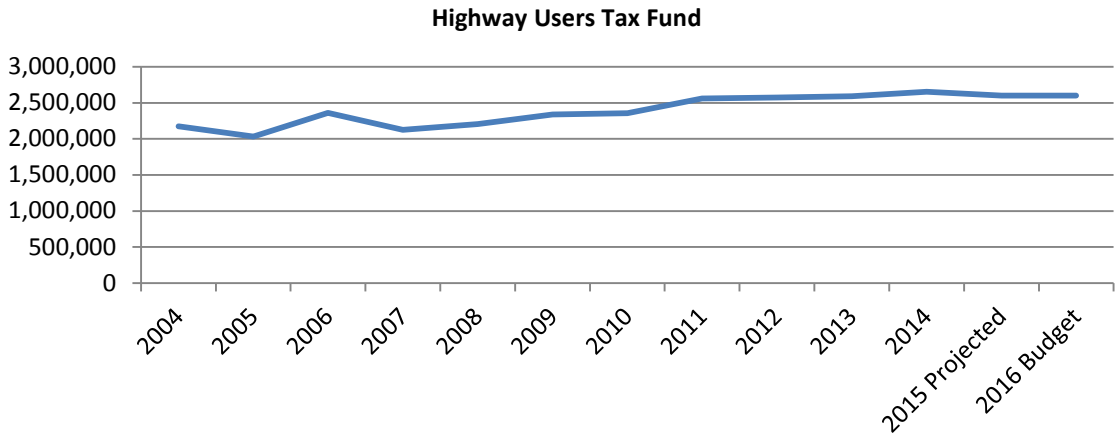

Severance

Colorado Severance Tax is a tax imposed upon nonrenewable natural resources that are removed from the earth. Natural resources that are subject to severance taxation include: Metallic Minerals, Molybdenum (ore), Oil and Gas, Oil Shale, and Coal. Increased production volumes, higher commodity prices and distribution law changes resulted in an unprecedented increase in receipts in 2009 ($18,429 to $1,085,114). In 2010, production and prices stabilized, but the change in distribution formulas held our share at $428,094 and $734,415 in 2011. We received $833,006 in 2012, $614,760 in 2013, $914,700 in 2014and $877,513 in 2015. The 2016 budgeted amount is $400,000 in anticipation of decreased coal mine extraction, and low natural gas prices combining to reduce expected increased to activity in that sector that had been expected in previous years.

Table VI

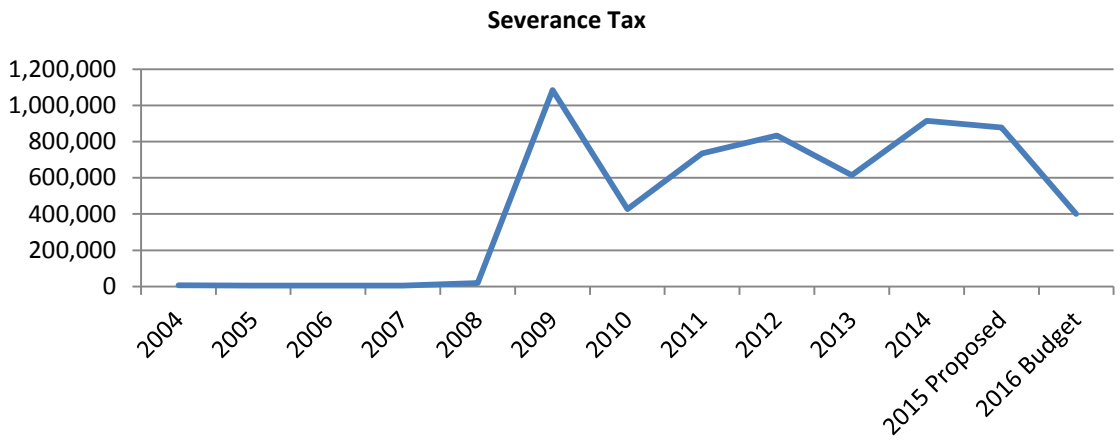

Forest Reserve

The Forest Reserve Fund, derived under the Federal Forest Reserve Act of May 23, 1908, held and distributed under C.R.S., Section 30-29-101 is the source of this revenue. The U.S. Forest Service receives fee payments from lumber companies for the right to harvest timber. Twenty-five percent of the revenue collected is returned to the specific forest of origin and is distributed to counties based on the percentage of the total area found in each county. Through 2009, 5% of the County's distribution was diverted to the local school districts. Beginning in 2009 due to a change in state law requiring a negotiated agreement with the school districts, the redistribution percentages increased to 25% in 2009, 33% in 2010, 42% in 2011, and 50% in 2012 and 2013. The County's share, budgeted in the Road and Bridge fund was $475,820 in 2012 and $468,041 in 2013. Congressional action in required each year to reauthorize this distribution. 2014 and 2015 were both budgeted at zero. Congress di reauthorize the 2014 distribution. We received $474,456 after sharing 50% with the school districts. 2015 projected and 2016 budget are both at zero as congressional action is not assured at the time the budget is being prepared.

Table VII

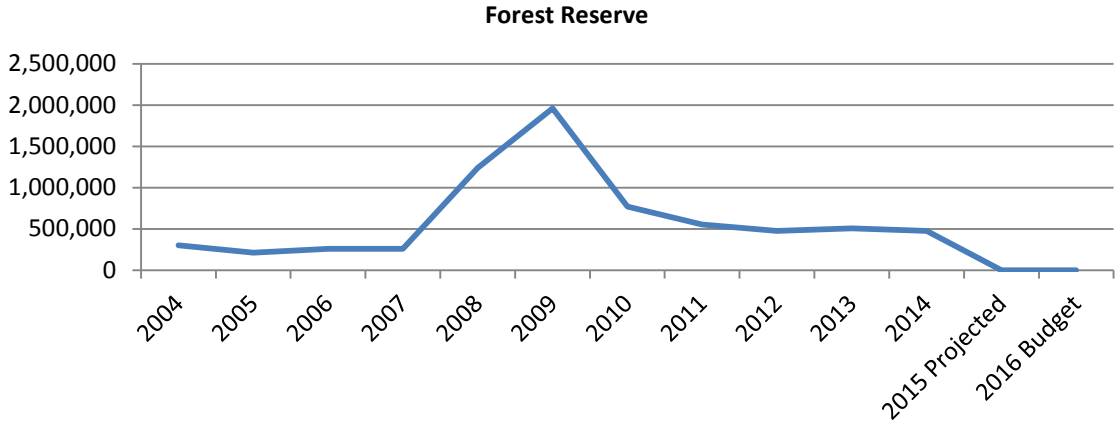

Federal Aviation Administration (FAA) Airport Improvement Program (AIP) Grants

The AIP provides grants to public agencies for the planning and development of public-use airports that are included in the National Plan of Integrated Airport Systems (NPIAS). For small primary, reliever, and general aviation airports, the grants cover 90 percent of eligible costs. This year, Gunnison County anticipates $512,500 to update the Master Plan, and $94,590 to accomplish rehabilitation on Taxiway A1 – A3.

US Health & Human Services and CO Department of Human Services

The Human Services department is expected to receive $3,623,666 in intergovernmental revenues to support youth and family prevention services, self-sufficiency development, children and family services, child support enforcement and public assistance activities. These activities are funded with combined federal/state and local dollars, most with an 80/20 split. The allocation letter that details allowable costs for the current state fiscal year supports consistent services compared to last year.

In total, Intergovernmental Revenues are budgeted at $12,297,368, 15.1% of total revenues.

Charges for Services

The Hospital has budgeted a 7.66% increase in revenues for charges for services from 2015 budget to 2016, $35,272,612 to $37,975,150. The only increases to rates in the remaining enterprise funds are Dos Rios Sewer of 7.5%, $1.69 per month for residential users; Somerset Sewer 15% increase, $11.16 per month; and no increase to either the Dos Rios or Antelope Hills water users. In 2015 we changed from per-yard fees to per-ton fees at the landfill, using a scale rather than measuring volumes. 2015 revenue is ahead of projections by 5% through August, so Landfill rates are unchanged in the 2016 budget. The County will cover a ten cent per ton increase in state fees rather than passing that cost on to landfill users. Rates will be reevaluated for 2017 once the new fees method has been used long enough to determine trends.

In total, Charges for Services Revenues are budgeted at $40,776,955, 50.1% of total revenues.

Property Tax Detail

Table VIII illustrates the changes in assessed value since 2001.

Table VIII

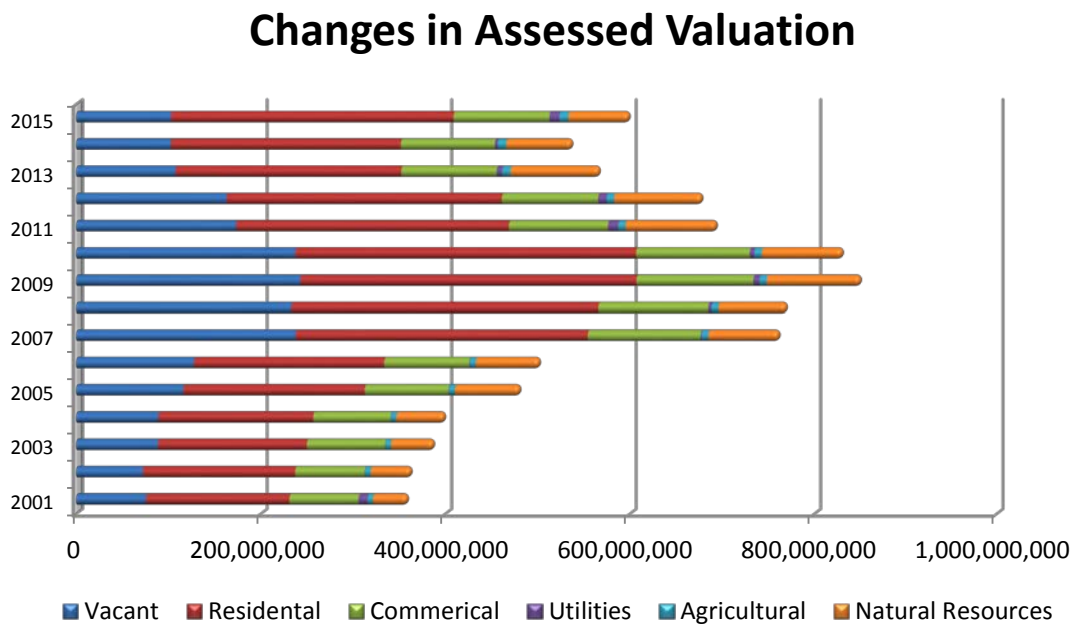

2015, a reappraisal year, includes the first increase in total assessed value since 2008 and was based on an analysis of market sales prior to June 30, 2014. The overall increase from 2014 to 2015 was 11.57% and follows five years of declining totals; 2.29% in 2010, 16.46% in 2011, 2.27% in 2012; 16.39% in 2013 and 5.26% in 2014. The 2011 reappraisal was the first double-digit percentage decline in total assessed value in 22 years.

Although the Gunnison County Treasurer collects all property taxes, the property tax levied by Gunnison County represents only 26.8% of the total average tax bill. The following graphics depict the property taxes billed for a residential property located within the City of Gunnison, the county seat of Gunnison County, as well as an example in Crested Butte. The graphics also illustrate the use of the property taxes levied by Gunnison County by fund.

Where Do My Property Taxes Go (City of Gunnison)?

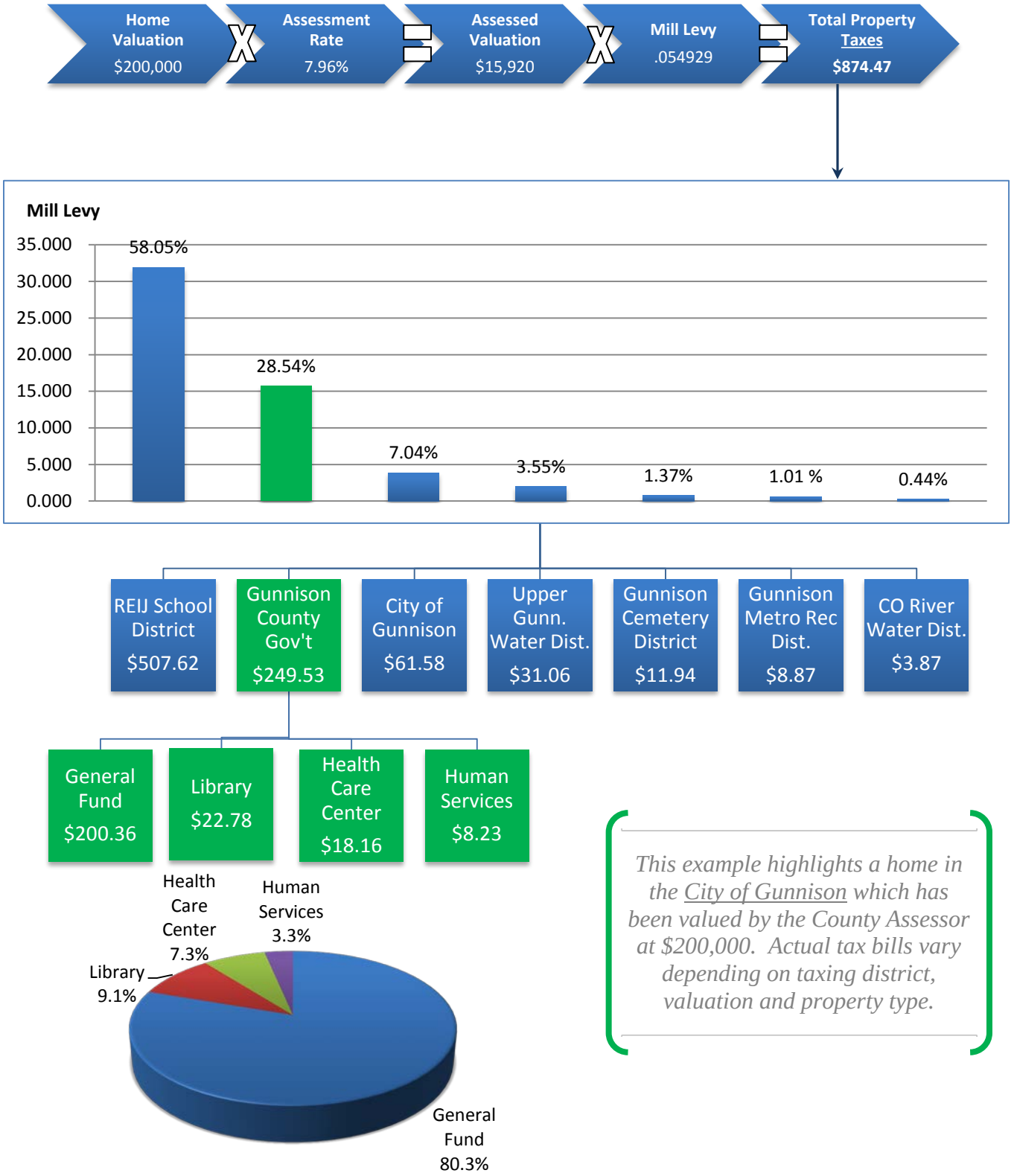

This example highlights a home in the City of Gunnison which has been valued by the County Assessor at $200,000. Actual tax bills vary depending on taxing district, valuation and property type.

Where Do My Property Taxes Go (Crested Butte)?

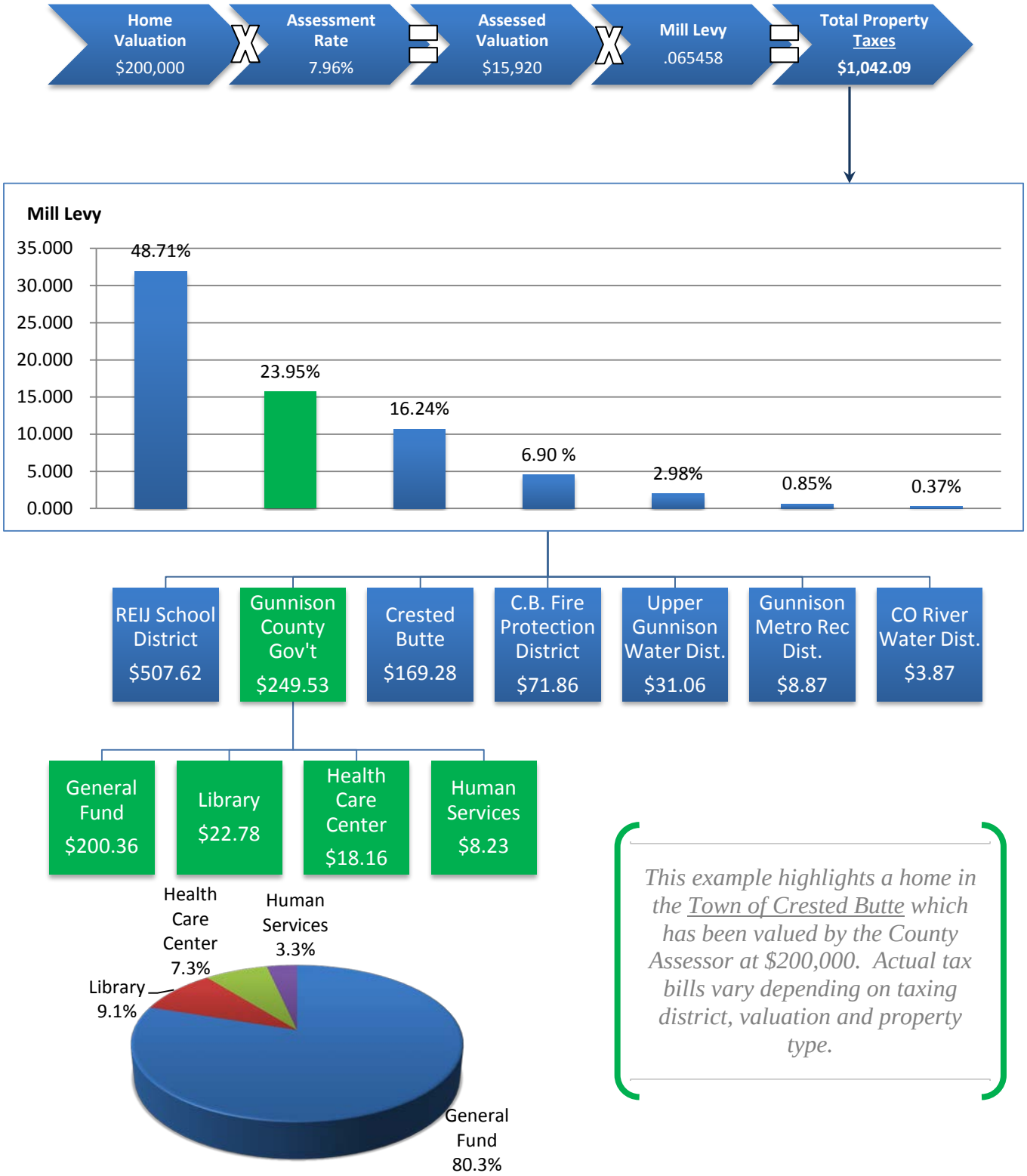

This example highlights a home in the Town of Crested Butte which has been valued by the County Assessor at $200,000. Actual tax bills vary depending on taxing district, valuation and property type.

Table IX

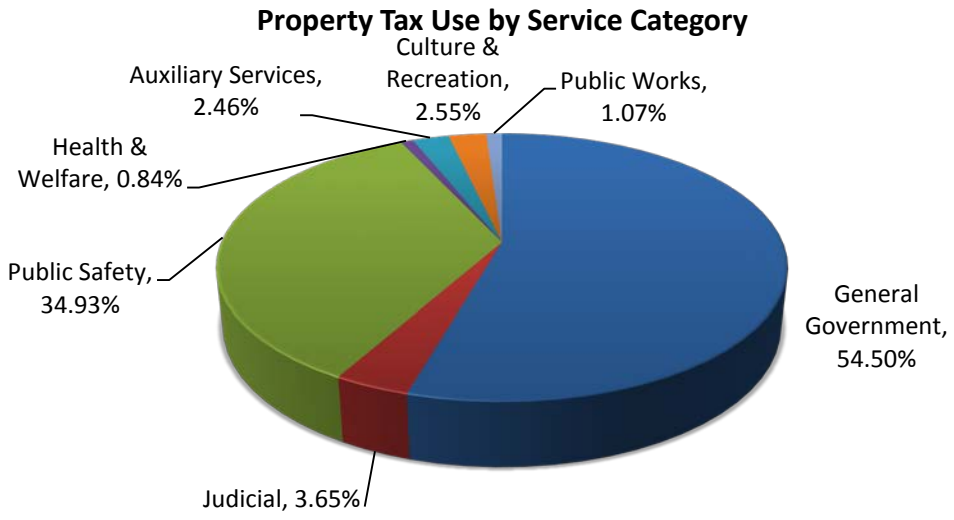

Table X

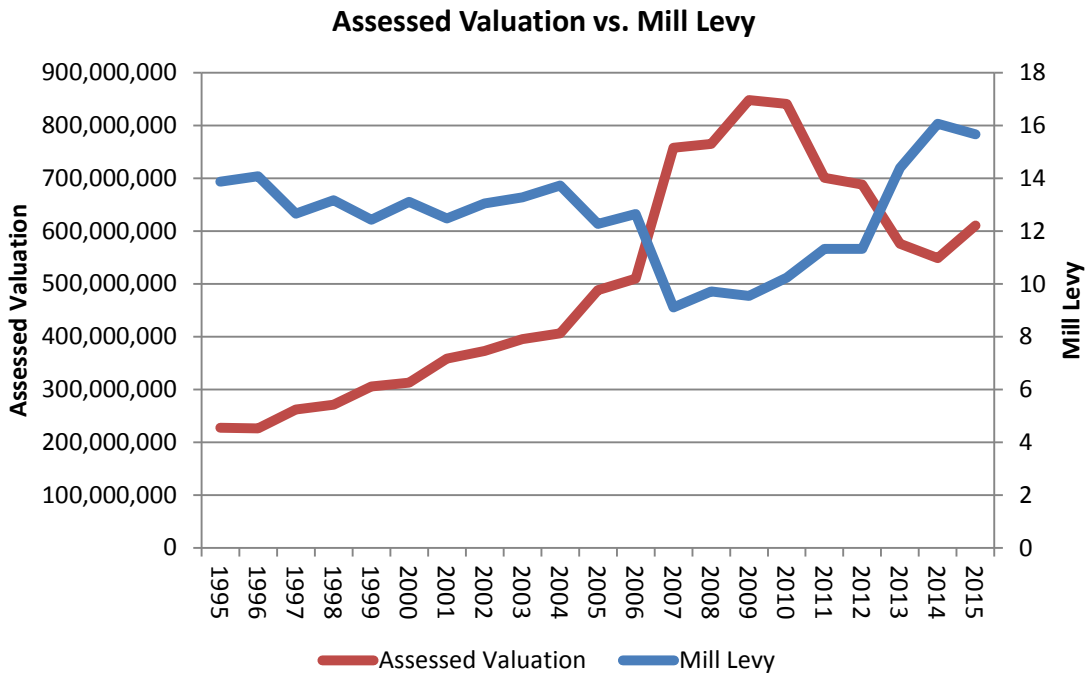

Table X illustrates that in general as assessed values increase, the annual mill levy decreases (as adjusted for the value of new construction). Notice in 2007 when the assessed value increased dramatically, the mill levy dropped proportionally. It can also be noted that the reverse happened in 2013.

Comparative Mill Levies

Table XI

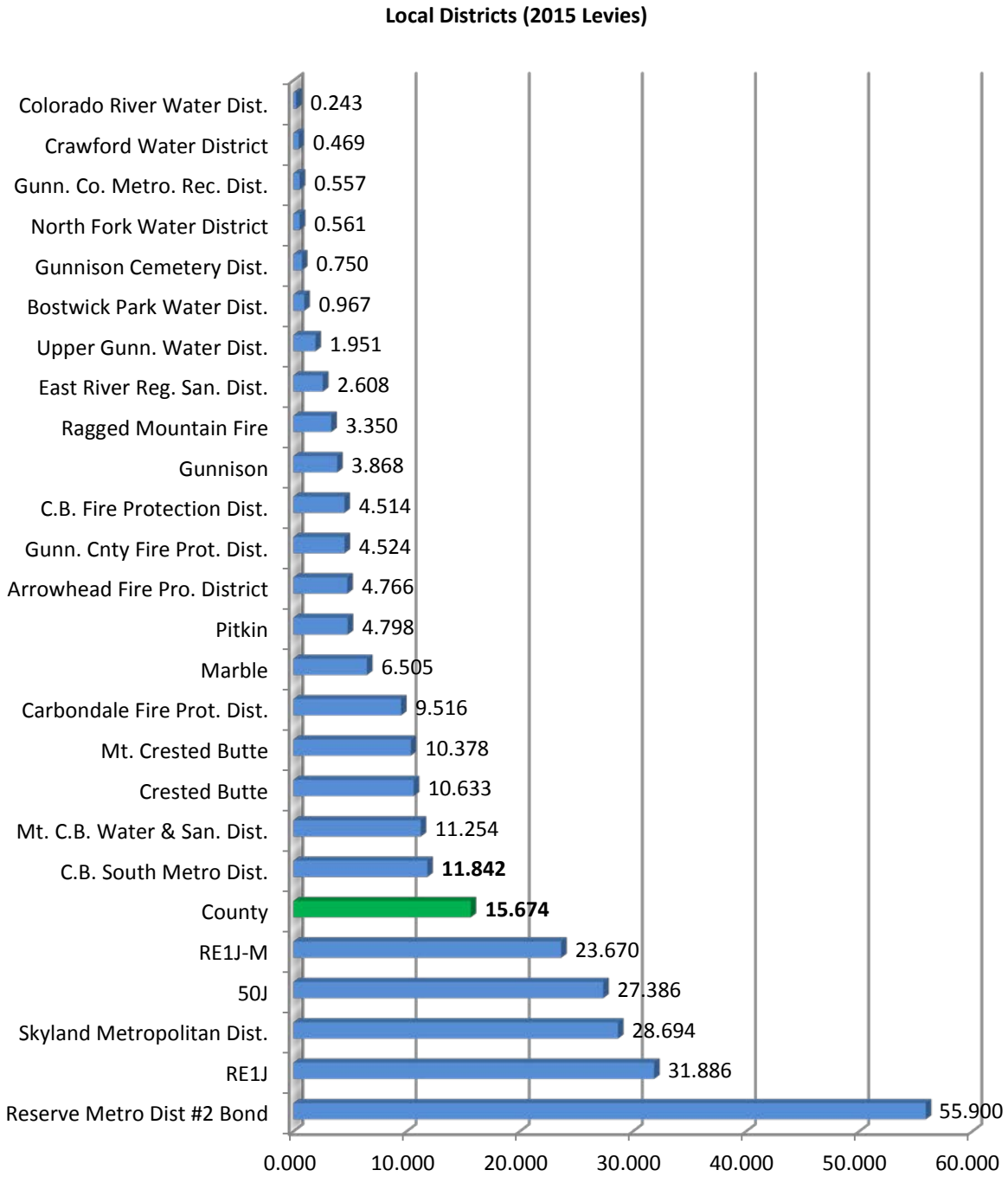

Table XII

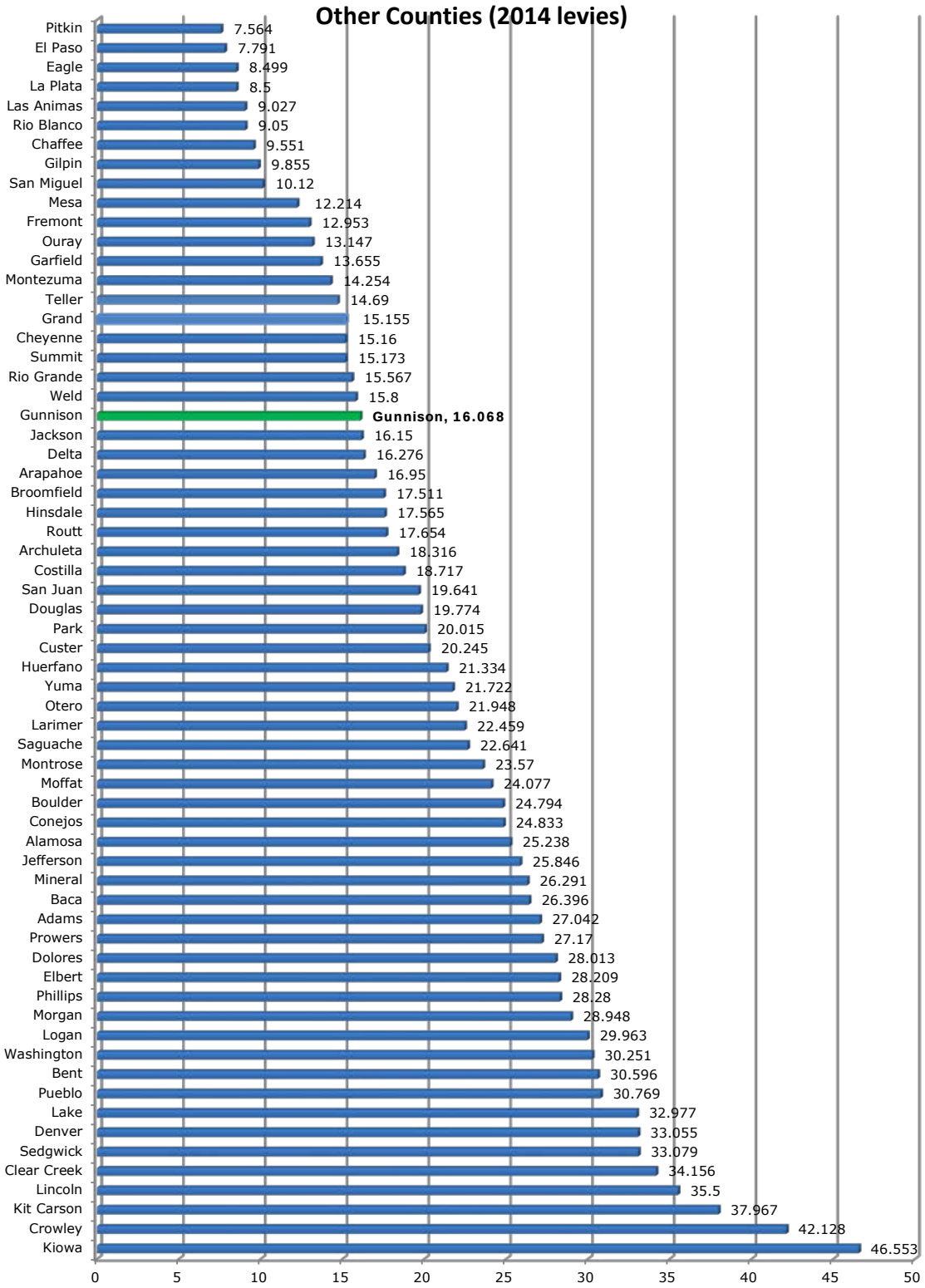
Other Counties (2014 levies)
Pitkin 7.564
El Paso 7.791
Eagle 8.499
La Plata 8.5
Las Animas 9.027
Rio Blanco 9.05
Chaffee 9.551
Gilpin 9.855
San Miguel 10.12
Mesa 12.214
Fremont 12.953
Ouray 13.147
Garfield 13.655
Montezuma 14.254
Teller 14.69
Grand 15.155
Cheyenne 15.16
Summit 15.173
Rio Grande 15.567
Weld 15.8
Gunnison Gunnison, 16.068
Jackson 16.15
Delta 16.276
Arapahoe 16.95
Broomfield 17.511
Hinsdale 17.565
Routt 17.654
Archuleta 18.316
Costilla 18.717
San Juan 19.641
Douglas 19.774
Park 20.015
Custer 20.245
Huerfano 21.334
Yuma 21.722
Otero 21.948
Larimer 22.459
Saguache 22.641
Montrose 23.57
Moffat 24.077
Boulder 24.794
Conejos 24.833
Alamosa 25.238
Jefferson 25.846
Mineral 26.291
Baca 26.396
Adams 27.042
Prowers 27.17
Dolores 28.013
Elbert 28.209
Phillips 28.28
Morgan 28.948
Logan 29.963
Washington 30.251
Bent 30.596
Pueblo 30.769
Lake 32.977
Denver 33.055
Sedgwick 33.079
Clear Creek 34.156
Lincoln 35.5
Kit Carson 37.967
Crowley 42.128
Kiowa 46.553
0
5
10
15
20
25
30
35
40
45
50

Table XIII

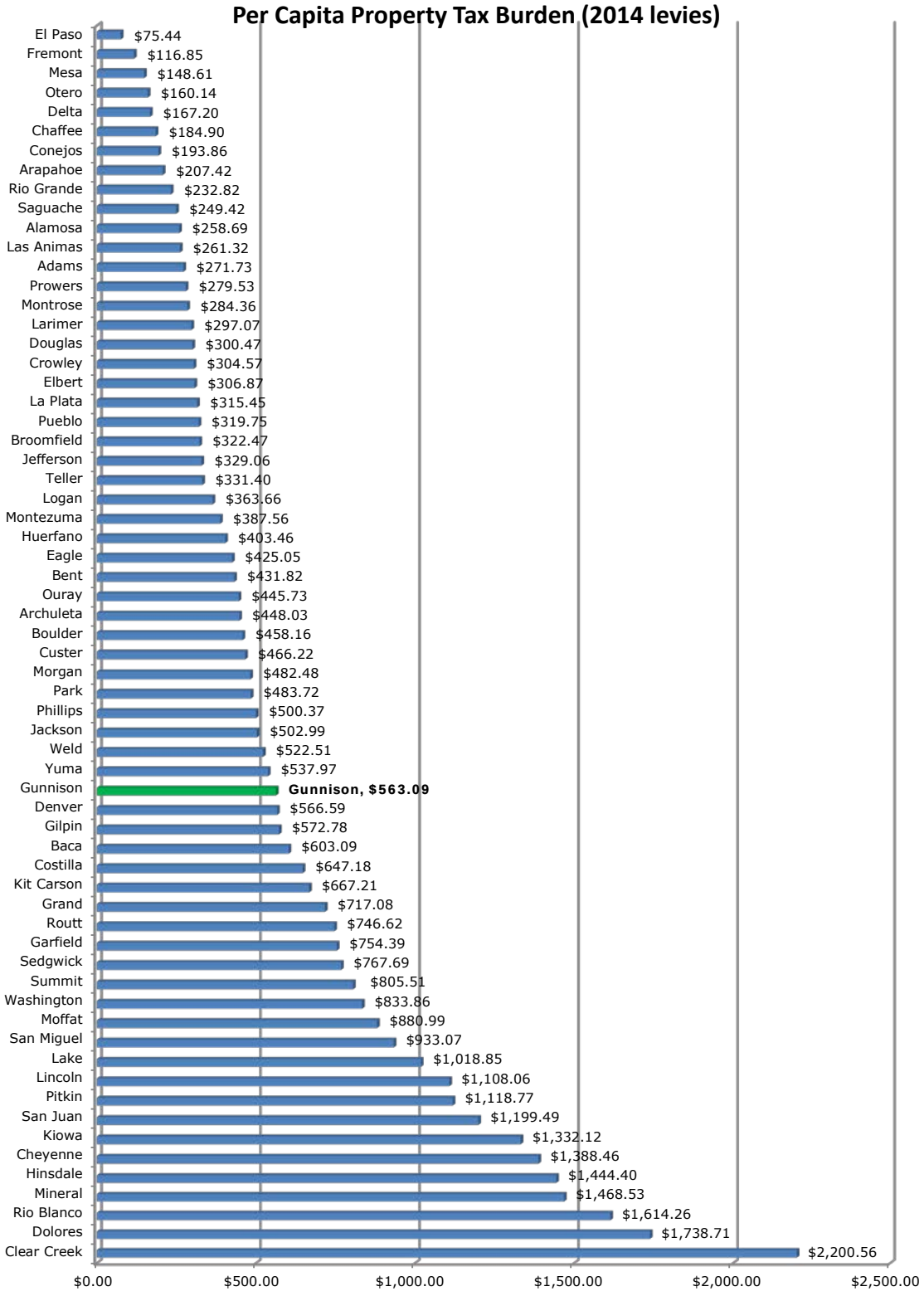
Per Capita Property Tax Burden (2014 levies)
El Paso $75.44
Fremont $116.85
Mesa $148.61
Otero $160.14
Delta $167.20
Chaffee $184.90
Conejos $193.86
Arapahoe $207.42
Rio Grande $232.82
Saguache $249.42
Alamosa $258.69
Las Animas $261.32
Adams $271.73
Prowers $279.53
Montrose $284.36
Larimer $297.07
Douglas $300.47
Crowley $304.57
Elbert $306.87
La Plata $315.45
Pueblo $319.75
Broomfield $322.47
Jefferson $329.06
Teller $331.40
Logan $363.66
Montezuma $387.56
Huerfano $403.46
Eagle $425.05
Bent $431.82
Ouray $445.73
Archuleta $448.03
Boulder $458.16
Custer $466.22
Morgan $482.48
Park $483.72
Phillips $500.37
Jackson $502.99
Weld $522.51
Yuma $537.97
Gunnison Gunnison, $563.09
Denver $566.59
Gilpin $572.78
Baca $603.09
Costilla $647.18
Kit Carson $667.21
Grand $717.08
Routt $746.62
Garfield $754.39
Sedgwick $767.69
Summit $805.51
Washington $833.86
Moffat $880.99
San Miguel $933.07
Lake $1,018.85
Lincoln $1,108.06
Pitkin $1,118.77
San Juan $1,199.49
Kiowa $1,332.12
Cheyenne $1,388.46
Hinsdale $1,444.40
Mineral $1,468.53
Rio Blanco $1,614.26
Dolores $1,738.71
Clear Creek $2,200.56
$0.00
$500.00
$1,000.00
$1,500.00
$2,000.00
$2,500.00

Additionally, most property taxpayers are not full-time County residents. Table XIV provides a breakdown of where the taxpayers reside. Currently 59% reside outside of the County, and of those, a majority (65%), reside outside Colorado.

Table XIV

Where Gunnison County Property Taxpayers Reside

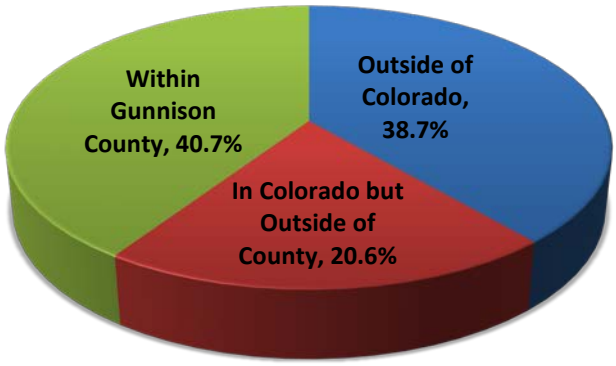

Table XV

In County vs. Out-of-County Property Taxpayers

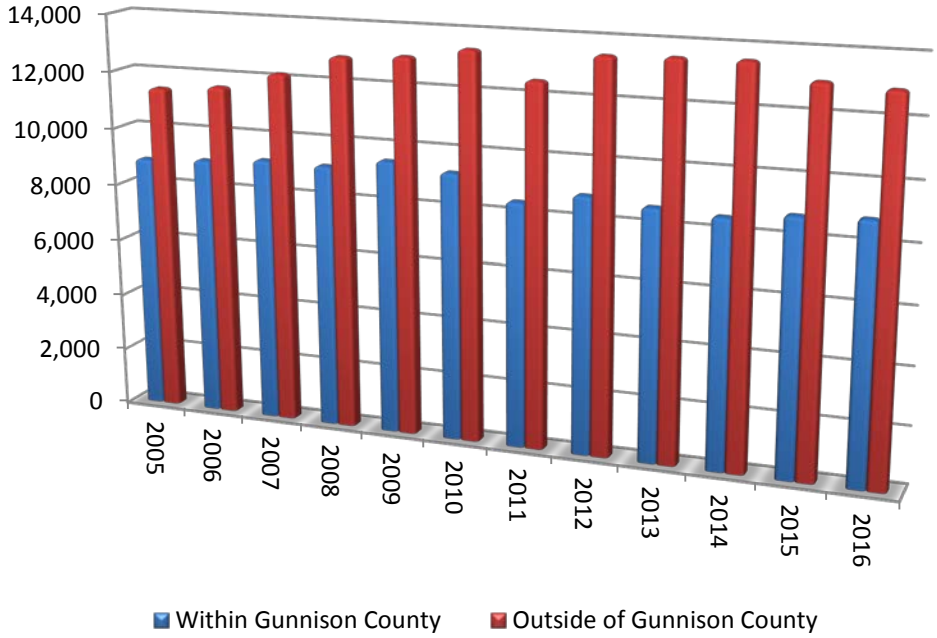

Table XVI provides a twelve-year comparison of non-tax and property tax revenue.

Table XVI

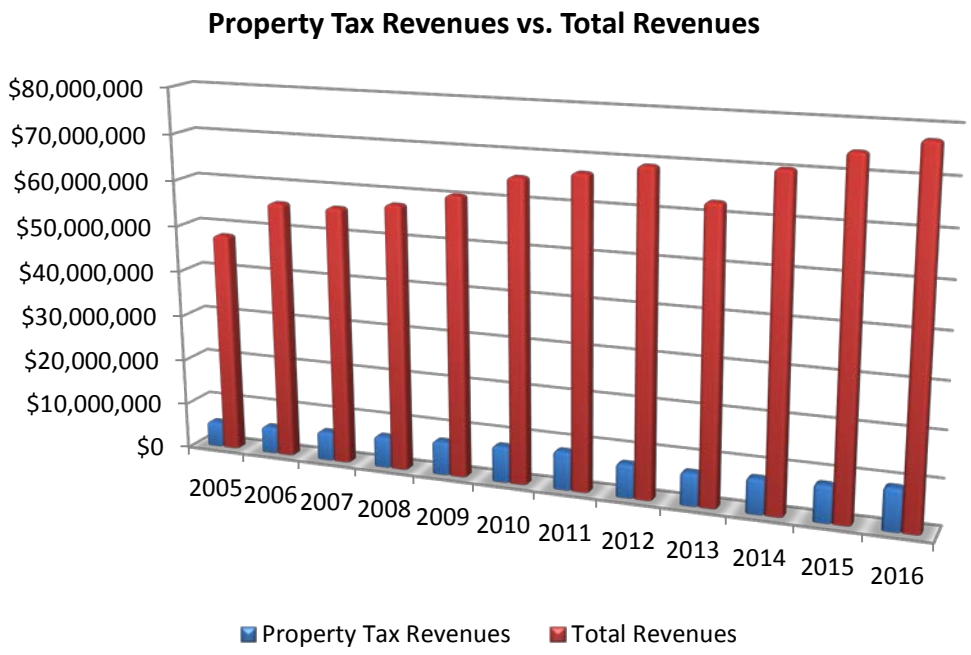

While property tax represents only 11.88% of total revenues, it represents 63% of revenues budgeted in the General Fund.

Table XVII

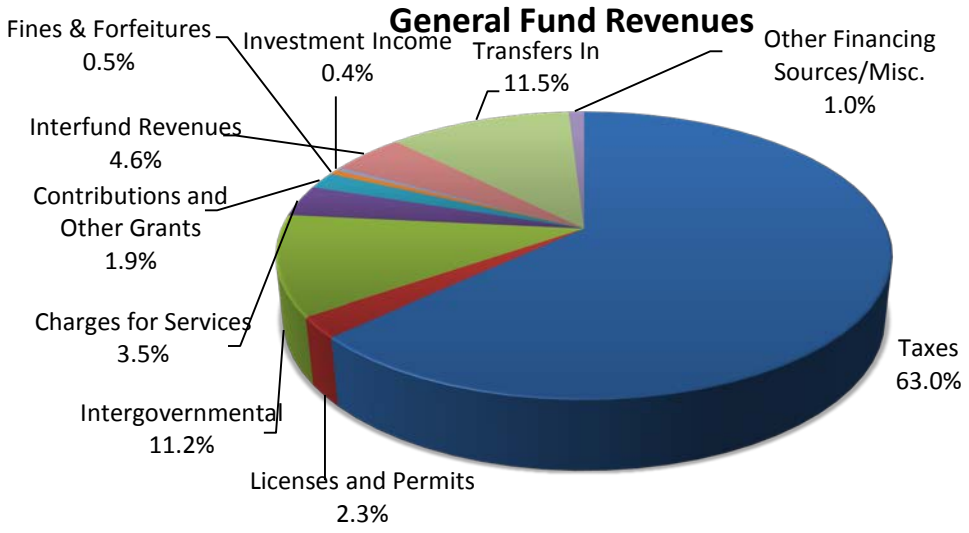

Expenditure Summary

The 2016 total appropriations are summarized below by service category. Major changes in spending levels are also detailed.

Table XVIII

Service Category	2015	2016	% Change
General Government	15,612,659	14,838,784	-4.96%
Judicial	6,145,782	313,307	-94.9%
Public Safety	3,210,643	3,430,929	6.86%
Health & Welfare	5,607,204	6,135,078	9.41%
Auxiliary Services	272,502	251,411	-7.74%
Culture & Recreation	1,966,205	1,519,592	-22.71%
Public Works	10,063,607	8,979,197	-10.78%
Debt Service	2,579,727	2,312,190	-10.37%
Business-Type Activities	46,019,833	46,628,184	1.32%
Totals	**91,478,162**	**84,408,672**	**-7.73%**

The following charts show where the money goes in broad categories and will be detailed further in the pages that follow.

Table XIX

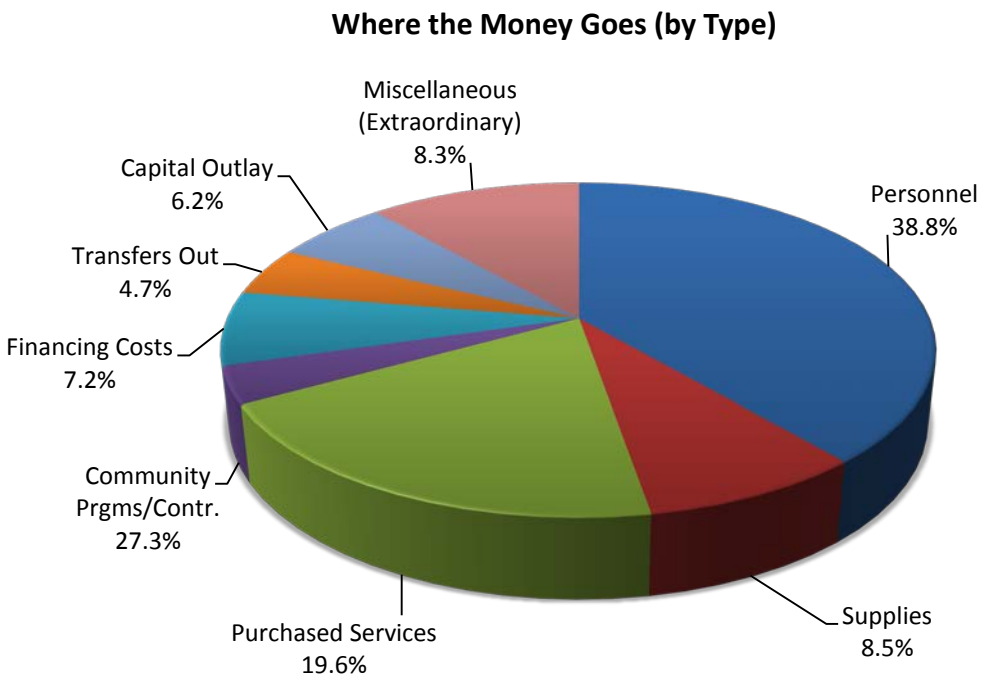

Table XX

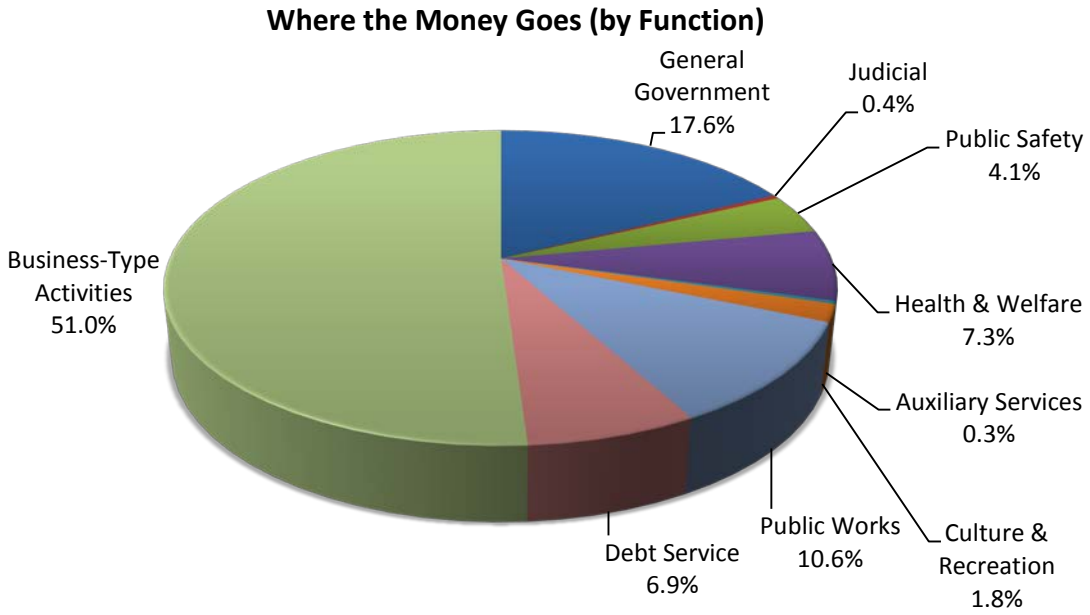

Table XXI

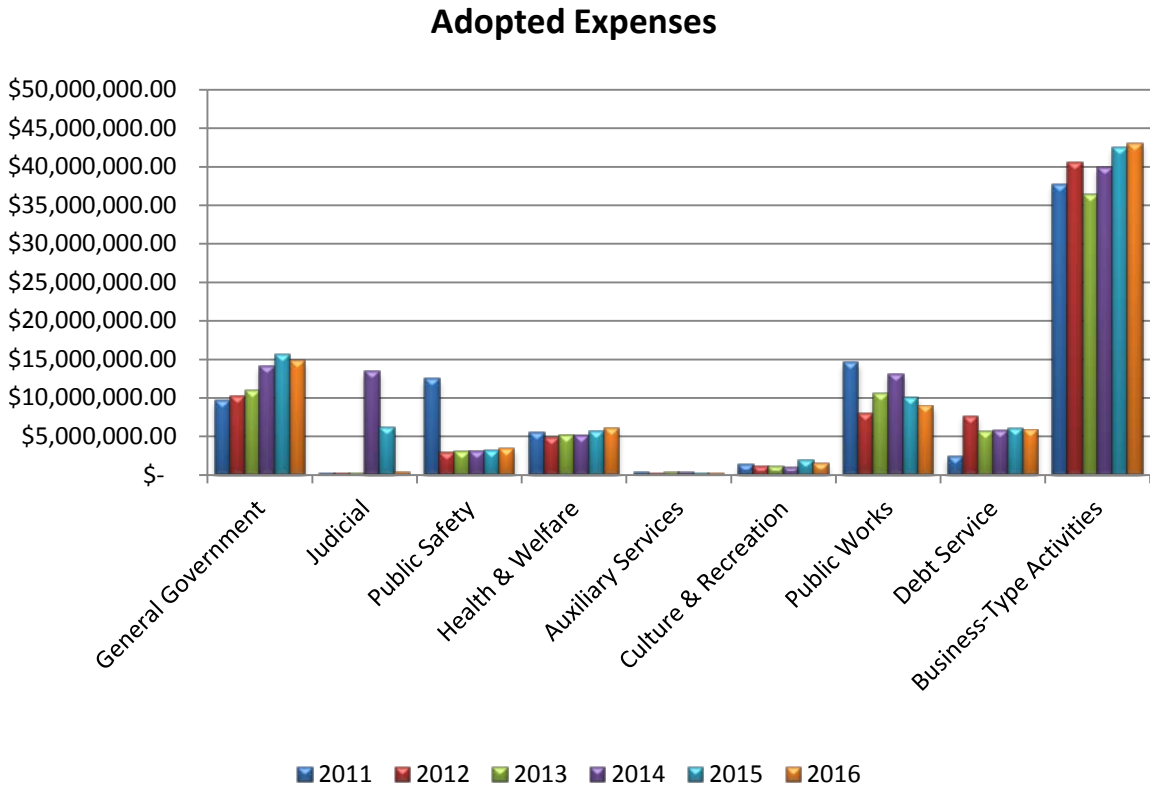

Highlights for each of the categories displayed in the Table XXI above are discussed below. We were able to maintain the current level of services and the General Fund budget holds an ending available resource balance of 25% of current-year expenses. In an effort to refrain from further erosion of the buying power of our employees' compensation, and to be well-positioned to recruit excellent candidates for open positions as many of our senior employees become eligible for retirement, the 2016 budget was prepared with a 1% cost of living increase for all employees and merit increases for eligible employees.

General Government

- This category shows an decrease from 2015 to 2016. In 2015 we transferred $1,028,627 from the courthouse reconstruction project to the Capital Expenditure fund to be used to complete the construction project.
- The overall decrease in this category is $773,875, 4.96%.

Judicial

- This category included the 2015 costs of construction of the new courthouse, $6,413,651.
- Total decrease in this category is $5,832,475, 94.9%.

Public Safety

- The Sheriff Services activity included several enhancement requests that were approved. Those include the addition ofone additional detention deputy position, compensation realianment with market for existing detention officers, the purchase of law enforcement policies software, increases to City of Gunniosn dispatch fees, and increased costs of food and cleaning supplies for inmates.
- Total 2016 increase in this category is $220,286, 6.86%.

Health / Welfare

- Increased services in public assistance and substance abuse prevention.
- The overall increase in the category is 9.41%

Auxiliary Services

- Includes Alternative Services, the Colorado State University Extension Services, and the Veterans activities.
- Alternative Services staff turnover resulted in lower paryll costs.
- The overall decrease in this category is 7.74%

Culture / Recreation

- A GOCO grant for the restoration of features at the White Water Park was completed in 2015, total project cost of $580,980. No similar project is budgeted in 2016.
- The total decrease in this category is 22.71%.

Public Works

- Constrution projects at the airport declined in cost from $3,274,00 in the 2015 budget to $838,167 for 2016. Taxiway A-1 - A-3 rehab was accomplished in 2015 for $1,110,000.

- The overall decrease in this category is 10.78%, $1,084,410.

Debt Services

- In 2015 the loan for the purchase of the building at 202 E. Georgia was paid in full. In 2015 that payment totaled $181,340.
- Overall, total expenses in this category are down $226,139, a 3.72% change.

Proprietary Funds (Business-Type Activities)

- The Sewer Fund includes an increase of $10,000 for increases in collection repair and maintenance.
- The Solid Waste fund has continued cost of construction of the new cell in the 2016 budget with $634,000 compared to $1,250,000 in 2015.
- Gunnison Valley Health includes an increase in expenditures of 5.73%, ofset by increased revenue expectations in a like amount over 2015.
- Overall, total expenses in this category are up $566,953, or 1.33%.

Table XXII

General Fund Expenditures

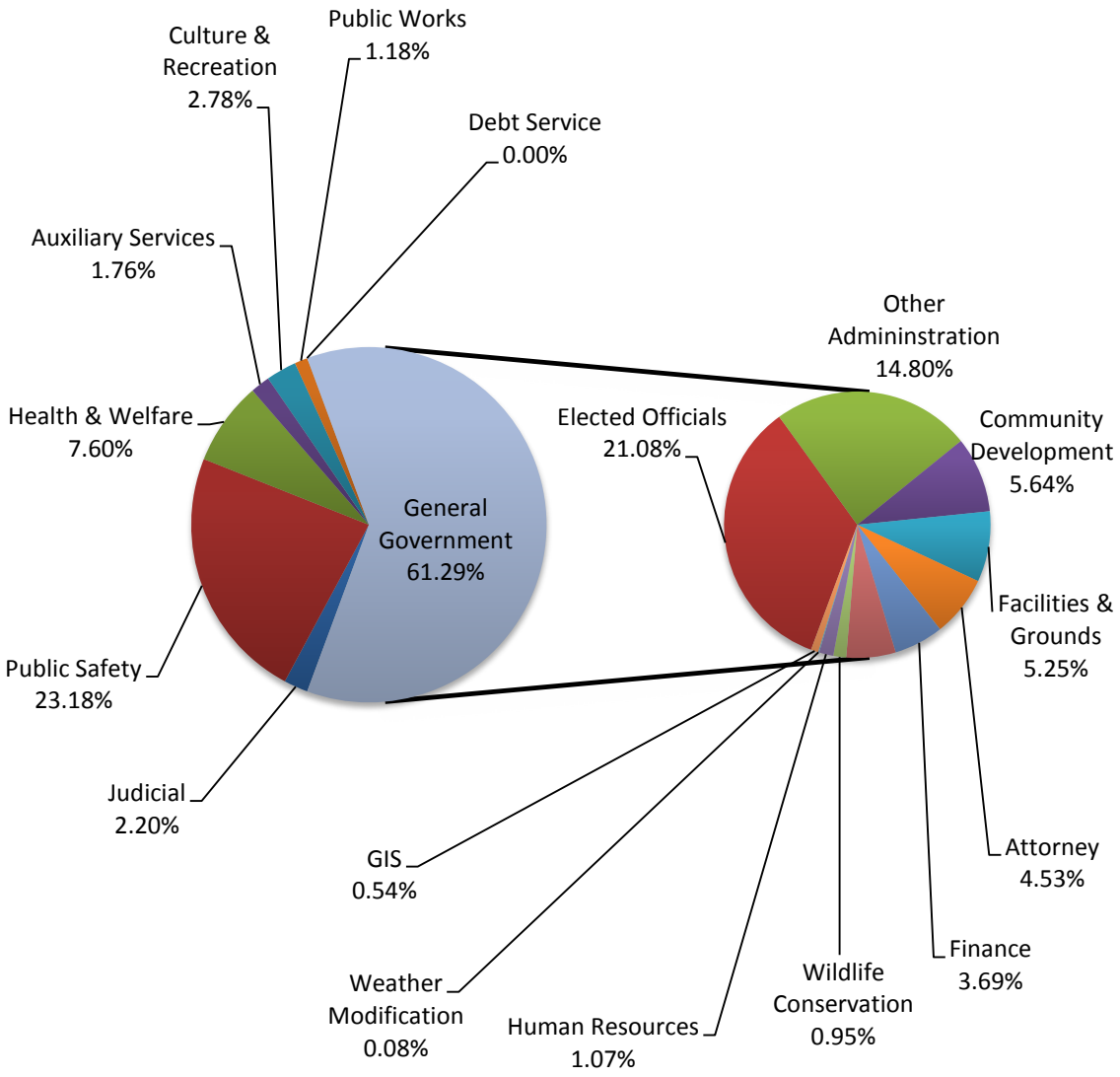

Table XXIII

Public Safety Expenditures

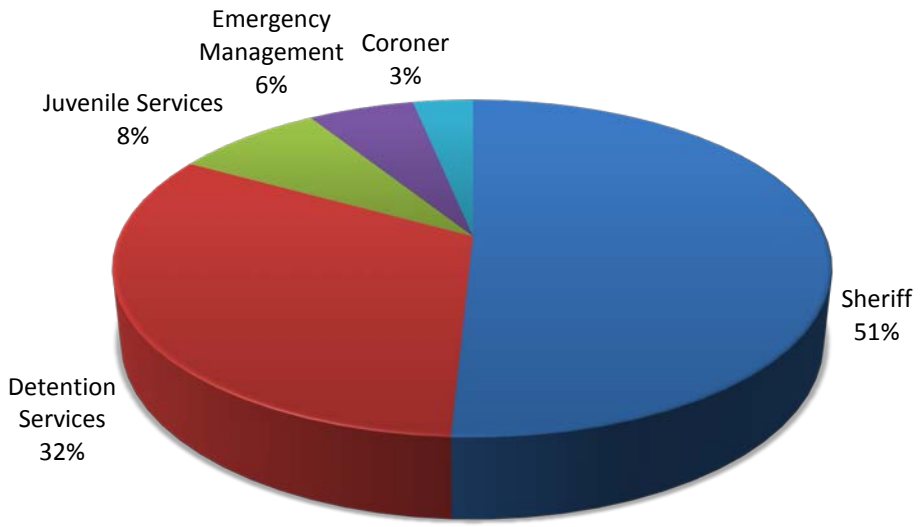

Table XXIV

Elected Officials Expenditures

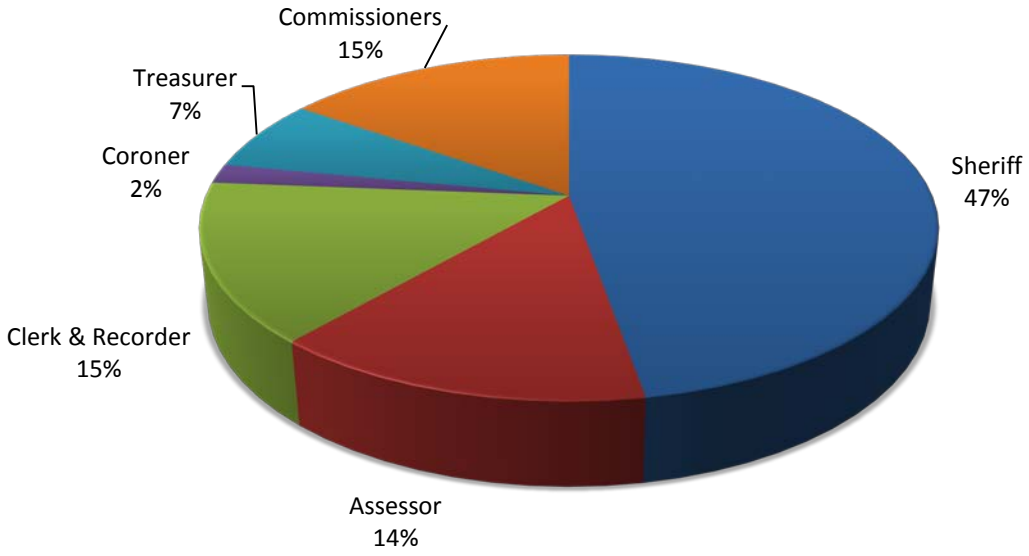

Fund Balances

The Board of County Commissioners has established a policy of maintaining at least a 25% ending available resource balance in the General Fund. Other funds do not require a specific ending available resource balance, particularly those capital expenditure funds where larger projects are budgeted each year. However, the overall ending available resources balance is 26.58%. The term "available resources" is defined as current assets less current liabilities. Table XXV illustrates the comparison of total budget to total available resources for the period 2005 to 2016. Note that this chart does not include revenues collected in the current year.

Budgeted ending fund balances may be found in the Consolidated Budget Summary as well as on each page in the Fund Summaries section.

Table XXV

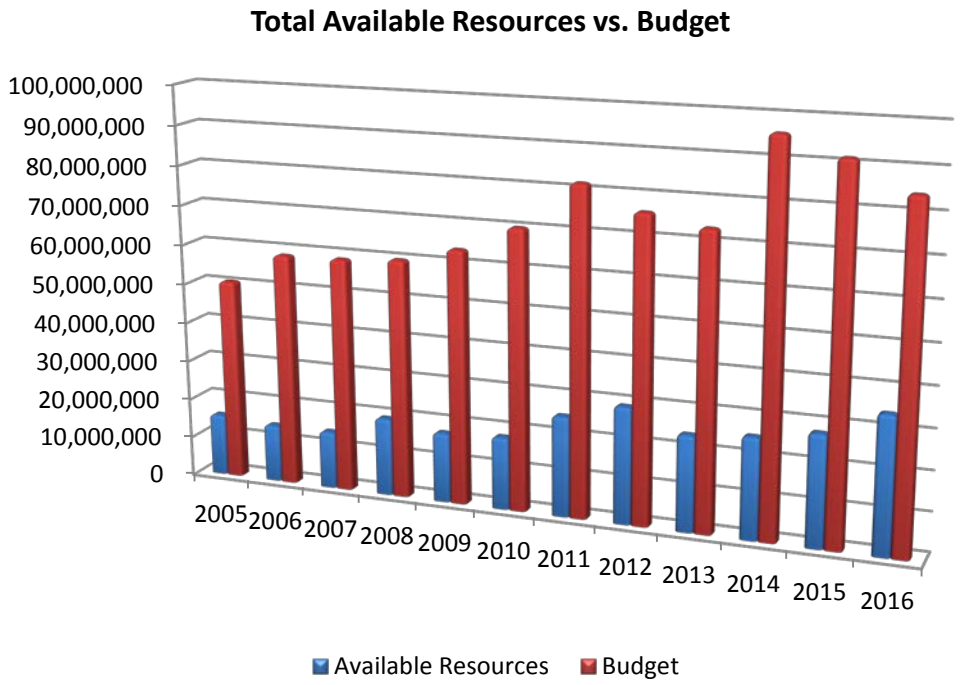

Some available resource balances have a 10% or more change from 2015 projections to 2016 budget. Following is a list of those funds and a detail of the changes.

General Fund – decrease of 14.91%, ($701,466)

- Conservative budget approach anticipating minimum revenue estimates results in an overall usage of available resources in the amount of $701,466 (approximately 5% of total expenditures).
- Budgeted ending available resources total $4,012,749 or 25.34% of expenditures for the year.

Road & Bridge – decrease of 81.47%, ($1,145.274)

- Historic revenue sources for the Road & Bridge fund have been affected by federal changes in appropriations. Forest Reserve allocations were stopped as of 2014 ($474,456), taking roughly $1,000,000 off the table for 2015 and 2016. The 2016 budget anticipates using available resources to complete construction projects during the year.

Human Services – increase of 21.23%, $125,279

- Allocation increases in some program areas. Any excess revenues over expenditures will be reserved in unexpended grant revenue.

Public Health Agency – increase of 2585%, $2,198 (from $85 to $2,283)

- The 2015 decrease was $4,813. Conservative budgeting to allow a minimal regeneration of the ending available resources.
- Health activities and Community Health programs in this fund.

Conservation Trust – decrease of 24.09%, ($21,190)

- In 2015, $4,800 excess revenue was accumulated in this fund, resulting in an ending available resources amount of $87,950.
- The 2016 budget anticipates using $21,190 for capital costs at the Fairgrounds, Whitewater Park and Ohio City Town Hall, all eligible conservation trust locations.

Land Preservation – decrease of 28.29%, ($53,276)

- Multiple opportunities have been identified for possible conservation easements. The 2016 budget anticipates using a portion of ending available resources to fund these projects.
- The 2016 ending balance per the budget is $135,075, 34% of expenditures.

Sage Grouse – decrease of 53.74%, ($22,714)

- Late in 2014 the US Fish and Wildlife Service listed the Gunnison Sage Grouse as a threatened species and designated critical habitat.
- The 2016 budget anticipates additional use of this fund's available resources to support the Wildlife Conservation activity in the General Fund.

Marketing District – decrease of 25.06%, ($162.744)

- A portion of the beginning available resource balance is budgeted to support additional programming activities.
- The ending available resource balance is 33.11% of current year budgeted expenditures.

Transportation Authority – decrease of 59.38%, ($1,045,340)

- As this fund is supported by the RTA tax, revenues are received monthly throughout the year.
- $550,000 of ending available resources is budgeted to purchase vehicles in 2016.
- Airline grantees are budgeted conservatively.

- The ending available resource balance is expected to be $714,958.

Debt Service – decrease of 96.79%, ($140,000)

- The balance of the construction/repayment cash reserve for the new Public Safety Center was transferred to this fund in 2013. $140,000 of that balance is being used to support 2010 Bond payments in 2016. This is the final use of those funds.
- The ending available resource balance is expected to be $4,636.

Airport Construction – increase of 14.36%, $44,147

- Passenger Facility Charges (PFC's) and interest earnings added to available resources for future County portion of FAA grant match to update the Master Plan and rehab taxiway A1 – A3.

Solid Waste – decrease of 29.52%, ($568,924)

- This decrease is the result of using reserved funds for construction costs associated with a new landfill cell.

Gunnison Valley Health – increase of 10.91%, $1,718,422

- Over the last three years, GVH has been increasing their ending available resources with the 2016 budget anticipating a balance of 46% of expenditures for the year.

Gunnison Senior Housing- increase of 30.73%, $15,803

- Begin to rebuild available resources after using reserves for necessary building maintenance projects over the last two years.

ISF-I – decrease of 47.97%, ($764,909)

- Use of available resource balance is budgeted for the purchase of equipment and vehicles.

ISF-II – decrease of 33.07%, ($143,512)

- $150,000 for computer equipment is budgeted from available resources in the 2016 budget.

ISF-III – decrease of 10.46%, ($127,435)

- Medical claims budgeted using $144,000 of available resources in the 2016 budget.
- Ending available resources are 38.76% of 2016 expenditures.

2016 Consolidated Budget Summary

Fund	2016 Beginning Balance	Estimated Revenues	Interfund Transfers	2016 Available Resources	Net Budgeted Expenditures	Interfund Transfers	2016 Total Appropriations	2016 Ending Balance
General Fund:	4,706,206	12,019,584	1,558,308	18,284,098	13,616,344	663,014	14,279,358	4,004,740
Special Revenue Funds:								
Road and Bridge	1,405,733	4,451,724	274,131	6,131,588	5,486,115	385,014	5,871,129	260,459
Human Services	590,109	4,463,330	0	5,053,439	4,204,052	134,000	4,338,052	715,388
Public Health Agency	85	505,031	272,900	778,016	657,833	117,900	775,733	2,283
Conservation Trust	87,952	50,350	0	138,302	540	71,000	71,540	66,762
Sales Tax	1,719,894	1,745,800	0	3,465,694	168,538	1,576,749	1,745,287	1,720,407
Land Preservation	188,351	345,819	0	534,170	399,095	0	399,095	135,075
Mosquito Control District	10,850	76,183	15,207	102,240	89,825	1,200	91,025	11,215
Sage Grouse Trust	42,266	65,200	0	107,466	2,100	85,814	87,914	19,552
Risk Management	610,902	65,800	0	676,702	82,450	0	82,450	594,252
Housing Authority	78,809	52,687	10,000	141,496	35,816	29,484	65,300	76,196
Marketing District	649,473	1,307,500	0	1,956,973	1,452,420	17,824	1,470,244	486,729
Transportation Authority	1,760,298	3,198,930	0	4,959,228	3,796,770	447,500	4,244,270	714,958
Fiduciary Funds:								
Public Trustee Agency	47,512	61,000	61,514	170,026	120,203	0	120,203	49,823
Debt Service Funds:								
Debt Service	144,636	300,146	1,566,622	2,011,404	2,006,768	0	2,006,768	4,636
Capital Projects Funds:								
Airport Construction	307,513	882,314	0	1,189,827	838,167	0	838,167	351,660
Capital Expenditures	1,688,651	89,963	30,000	1,808,614	119,863	33,000	152,863	1,655,751
Enterprise Funds:								
Airport Operations	898,487	1,226,345	0	2,124,832	1,189,479	76,284	1,265,763	859,069
Sewer District	904,960	542,809	0	1,447,769	456,328	78,143	534,471	913,298
Water District	577,367	314,110	88,608	980,085	336,159	20,928	357,087	622,998
Solid Waste	1,927,433	882,090	0	2,809,523	1,388,218	62,796	1,451,014	1,358,509
Gunnison Valley Health	15,753,830	39,363,058	0	55,116,888	37,644,636	0	37,644,636	17,472,252
Gunnison Senior Housing	51,420	238,075	0	289,495	212,272	10,000	222,272	67,223
Assisted Living	3,051	36,488	0	39,539	36,488	0	36,488	3,051
Internal Service Funds:								
ISF-I	1,594,690	1,739,533	0	3,334,223	2,429,010	75,432	2,504,442	829,781
ISF-II	433,984	783,606	11,000	1,228,590	855,570	82,548	938,118	290,472
ISF-III	1,218,479	2,687,548	0	3,906,027	2,813,531	1,452	2,814,983	1,091,044
Total County Budget	**37,402,941**	**77,495,023**	**3,888,290**	**118,786,254**	**80,438,590**	**3,970,082**	**84,408,672**	**34,377,583**

Summary of County Resources

	2014 Actual	2015 Budget	2015 Projected	2016 Budget
Revenues				
Taxes	13,335,525	13,452,080	635,440	15,677,793
Licenses and Permits	321,631	292,045	0	326,495
Intergovernmental	12,108,138	14,864,840	0	12,297,368
Charges for Services	38,630,268	38,047,272	36,175,172	40,776,955
Contributions and Other Grants	144,940	160,287	0	300,579
Fines & Forfeitures	121,129	81,230	0	96,270
Investment Income	107,591	79,865	0	113,640
Interfund Revenues	5,874,041	5,761,308	0	5,593,636
Transfers In	4,568,355	7,844,305	0	3,888,290
Other Financing Sources/Misc.	3,246,757	1,824,571	1,067,461	2,312,287
Total Revenues	**78,458,375**	**82,407,803**	**37,878,073**	**81,383,313**
Expenditures				
Personnel	28,042,756	30,868,645	17,390,052	32,737,517
Supplies	6,671,560	7,432,126	4,053,755	7,209,075
Purchased Services	15,873,207	16,605,232	5,030,432	16,529,683
Community Prgms/Contributions	2,938,714	2,891,728	0	3,020,032
Financing Costs	6,297,107	6,173,261	3,473,413	6,051,464
Transfers Out	4,568,355	7,844,305	0	3,970,082
Capital Outlay	10,219,326	11,901,127	1,624,399	5,231,468
Miscellaneous (Extraordinary/Special)	7,360,310	7,761,738	3,199,142	9,659,351
Total Expenditures	**81,971,334**	**91,478,162**	**34,771,193**	**84,408,672**
Excess Revenues (Expenditures)	**(3,512,959)**	**(9,070,359)**	**3,106,880**	**(3,025,358)**

Major Funds

Department	General Fund	Road & Bridge	Human Services	Debt Service	Airport Oper	Sales Tax	Airport Const	Solid Waste	ISF-I	ISF-II	ISF-III	Marketing Dist	RTA	Gunnison Valley Health	Non-Major Funds (below)
Administration	1,200,978	0	0	0	0	0	0	0	0	0	285,000	0	0	0	82,450
Airport	0	0	0	0	1,265,763	0	838,167	0	0	0	0	0	0	0	0
Assessor's Office	871,592	0	0	0	0	0	0	0	0	0	0	0	0	0	0
Clerk & Recorder's Office	911,306	0	0	0	0	0	0	0	0	0	0	0	0	0	0
Commissioners' Office	933,105	0	0	0	0	0	0	0	0	0	0	0	0	0	0
Community Development	803,431	0	0	0	0	0	0	0	0	0	0	0	0	0	0
Coroner's Office	110,659	0	0	0	0	0	0	0	0	0	0	0	0	0	0
County Attorney	645,958	0	0	0	0	0	0	0	0	0	0	0	0	0	0
Emergency Management	195,110	0	0	0	0	0	0	0	0	0	0	0	0	0	0
Extension	192,402	0	0	0	0	0	0	0	0	0	0	0	0	0	0
Facilities & Grounds	764,810	0	0	0	0	0	0	0	0	0	0	0	0	0	0
Geo. Information Sys.	77,247	0	0	0	0	0	0	0	0	181,081	0	0	0	0	0
Historic Preservation	2,542	0	0	0	0	0	0	0	0	0	0	0	0	0	0
Health & Human Svcs.	863,993	0	4,212,660	0	0	0	0	0	0	0	0	0	0	0	775,733
Housing Authority	0	0	0	0	0	0	0	0	0	0	0	0	0	0	324,060
Information Technology	0	0	0	0	0	0	0	0	0	757,037	0	0	0	0	0
Juvenile Svcs.	368,258	0	125,392	0	0	0	0	0	0	0	0	0	0	0	0
Public Works	563,381	5,871,129	0	0	0	0	0	1,451,014	2,504,442	0	0	0	0	0	891,558
Sheriff's Office	2,900,799	0	0	0	0	0	0	0	0	0	0	0	0	0	0
Treasurer's Office	293,463	0	0	0	0	0	0	0	0	0	0	0	0	0	120,203
Veterans	9,707	0	0	0	0	0	0	0	0	0	0	0	0	0	0
Weather Modification	11,040	0	0	0	0	0	0	0	0	0	0	0	0	0	0
Wildlife Conservation	136,141	0	0	0	0	0	0	0	0	0	0	0	0	0	0
Other Cost Centers	2,423,436	0	0	2,006,768	0	1,745,287	0	0	0	0	2,529,983	1,470,244	4,244,270	0	802,437
Gunnison Valley Health	0	0	0	0	0	0	0	0	0	0	0	0	0	37,644,636	0
	14,279,358	5,871,129	4,338,052	2,006,768	1,265,763	1,745,287	838,167	1,451,014	2,504,442	938,118	2,814,983	1,470,244	4,244,270	37,644,636	2,996,441

Non-Major Funds

Department	Public Health Agency	Conserv Trust	Land Preserv	Mosquito Control	Sage Grouse Trust	Risk Mgmt	Capital Exp	Sewer	Water	Housing Authority	Senior Housing	Assisted Living	Public Trustee	TOTAL ALL FUNDS
Administration	0	0	0	0	0	82,450	0	0	0	0	0	0	0	1,568,428
Airport	0	0	0	0	0	0	0	0	0	0	0	0	0	2,103,930
Assessor's Office	0	0	0	0	0	0	0	0	0	0	0	0	0	871,592
Clerk & Recorder's Office	0	0	0	0	0	0	0	0	0	0	0	0	0	911,306
Commissioners' Office	0	0	0	0	0	0	0	0	0	0	0	0	0	933,105
Community Development	0	0	0	0	0	0	0	0	0	0	0	0	0	803,431
Coroner's Office	0	0	0	0	0	0	0	0	0	0	0	0	0	110,659
County Attorney	0	0	0	0	0	0	0	0	0	0	0	0	0	645,958
Emergency Management	0	0	0	0	0	0	0	0	0	0	0	0	0	195,110
Extension	0	0	0	0	0	0	0	0	0	0	0	0	0	192,402
Facilities & Grounds	0	0	0	0	0	0	0	0	0	0	0	0	0	764,810
Geo. Information Sys.	0	0	0	0	0	0	0	0	0	0	0	0	0	258,328
Historic Preservation	0	0	0	0	0	0	0	0	0	0	0	0	0	2,542
Health & Human Svcs.	775,733	0	0	0	0	0	0	0	0	0	0	0	0	5,852,386
Housing Authority	0	0	0	0	0	0	0	0	0	65,300	222,272	36,488	0	324,060
Information Technology	0	0	0	0	0	0	0	0	0	0	0	0	0	757,037
Juvenile Svcs.	0	0	0	0	0	0	0	0	0	0	0	0	0	493,650
Public Works	0	0	0	0	0	0	0	534,471	357,087	0	0	0	0	11,281,524
Sheriff's Office	0	0	0	0	0	0	0	0	0	0	0	0	0	2,900,799
Treasurer's Office	0	0	0	0	0	0	0	0	0	0	0	0	120,203	413,666
Veterans	0	0	0	0	0	0	0	0	0	0	0	0	0	9,707
Weather Modification	0	0	0	0	0	0	0	0	0	0	0	0	0	11,040
Wildlife Conservation	0	0	0	0	0	0	0	0	0	0	0	0	0	136,141
Other Cost Centers	0	71,540	399,095	91,025	87,914	0	152,863	0	0	0	0	0	0	15,222,425
Gunnison Valley Health	0	0	0	0	0	0	0	0	0	0	0	0	0	37,644,636
	775,733	71,540	399,095	91,025	87,914	82,450	152,863	534,471	357,087	65,300	222,272	36,488	120,203	84,408,672

General Information

Gunnison County was founded March 9, 1877. Gunnison County is a great place to live and raise a family. The county was named for John W. Gunnison, a United States Army officer and captain in the Army Topographical Engineers, who surveyed for the transcontinental railroad in 1853. The County is surrounded by the 1.6 million acre Gunnison National Forest encompassing some of the wildest and most beautiful terrain in the world, including Colorado's largest manmade lake - Blue Mesa Reservoir, Black Canyon National Park, Curecanti National Recreation Area, and 2,000 miles of trout streams. In fact, 85% of Gunnison County is under public use and management. Winter activities include world-class alpine skiing and snowboarding, snowmobiling, cross-country skiing, snow shoeing, ice skating and ice fishing. Summer activities include Cattlemen's Days - the oldest rodeo in Colorado, the Crested Butte Wildflower Festival, hiking, climbing, mountain biking, boating, whitewater rafting, kayaking, fly-fishing, camping, hunting and horseback riding.

The City of Gunnison is the county seat of the "unspoiled heart of Colorado." Western State Colorado University, located in Gunnison is a fully accredited institution offering unique and balanced undergraduate and graduate academic programs. Just 30 miles away is the historic mining town of Crested Butte, and access to Crested Butte Mountain Resort at the Town of Mt. Crested Butte, a year round recreation playground known for its outstanding skiing and snowboarding.

Gunnison County is organized under the County Commissioner form of government. The governing body is led by three elected Commissioners. The Assessor, Treasurer, Clerk and Recorder, Sheriff, and Coroner are elected positions. Primary responsibilities of the County are law enforcement, roads and bridges, elections, human services and open space.

Geography Quickfacts

Area (square miles)	3,239.10
Persons per square mile	4.70
Altitude - high	14,265 ft
low	5,880 ft
Largest Cities/Towns	
City of Gunnison	
Town of Crested Butte	
Town of Mt. Crested Butte	
Town of Pitkin	
Town of Marble	

Source: U.S. Census Bureau

County Profile

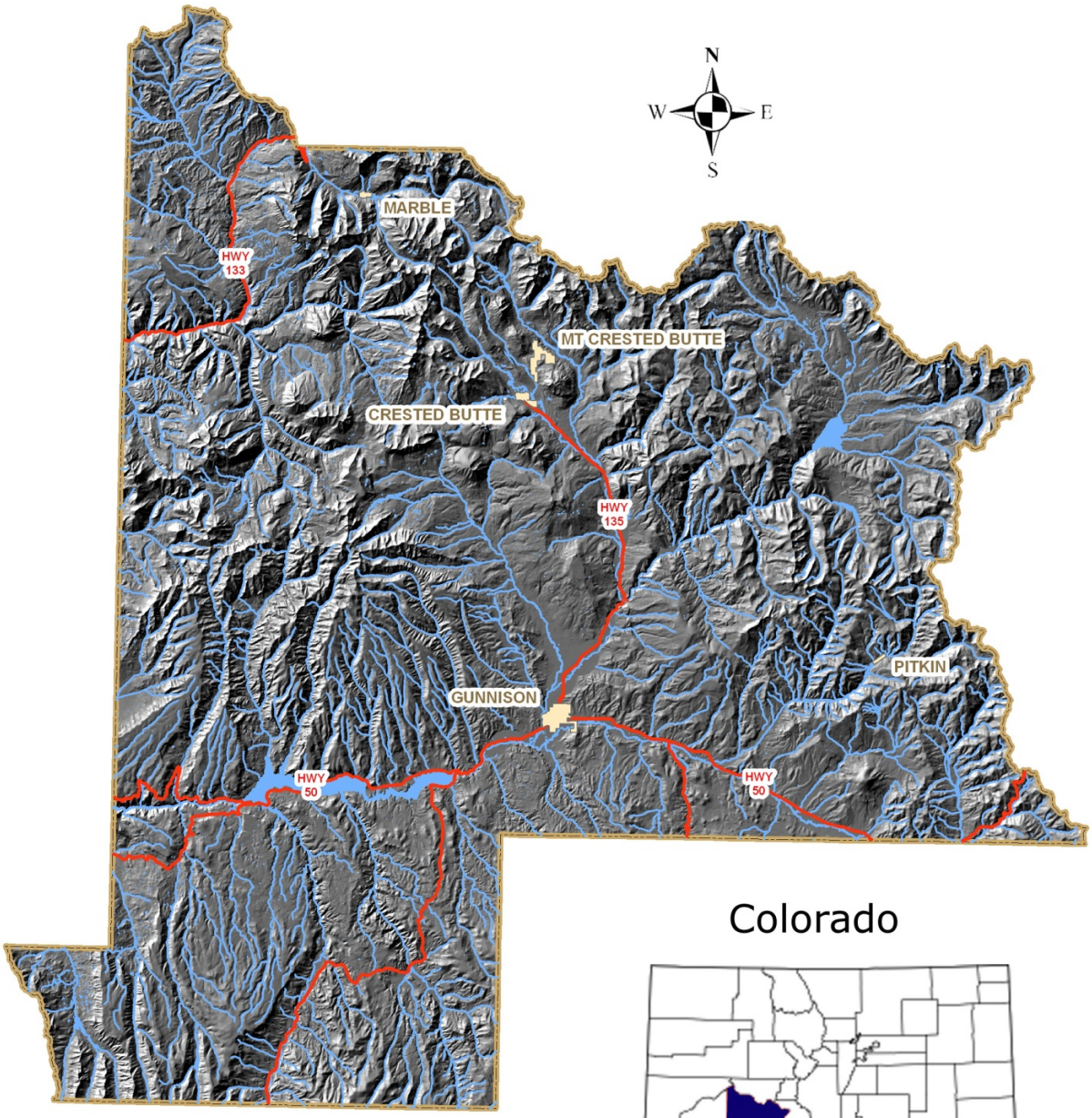

Colorado

People Quickfacts

	Gunnison County	Colorado
Population, 2014 estimate	15,725	5,355,866
Population, 2010 (April 1) estimates base	15,324	5,029,324
Population, percent change, April 1, 2010 to July 1, 2014	2.6%	6.5%
Population, 2010	15,324	5,029,196
Persons under 5 years, percent, 2014	4.8%	6.3%
Persons under 18 years, percent, 2014	17.9%	23.3%
Persons 65 years and over, percent, 2014	11.2%	12.7%
Female persons, percent, 2014	45.9%	49.8%
White alone, percent, 2014 (a)	94.5%	87.7%
Black or African American alone, percent, 2014 (a)	0.5%	4.5%
American Indian and Alaska Native alone, percent, 2014 (a)	2.5%	1.6%
Asian alone, percent, 2014 (a)	0.7%	3.1%
Native Hawaiian and Other Pacific Islander alone, percent, 2014 (a)	Z	0.2%
Two or More Races, percent, 2014	1.8%	2.9%
Hispanic or Latino, percent, 2014 (b)	9.3%	21.2%
White alone, not Hispanic or Latino, percent, 2014	87.5%	69.0%
Living in same house 1 year & over, percent, 2009-2013	73.3%	80.7%
Foreign born persons, percent, 2009-2013	4.3%	9.7%
Language other than English spoken at home, pct age 5+, 2009-2013	9.2%	16.8%
High school graduate or higher, percent of persons age 25+, 2009-2013	93.3%	90.2%
Bachelor's degree or higher, percent of persons age 25+, 2009-2013	54.5%	37.0%
Veterans, 2009-2013	1,031	399,458
Mean travel time to work (minutes), workers age 16+, 2009-2013	13.4	24.5
Housing units, 2014	11,574	2,276,184
Homeownership rate, 2009-2013	59.1%	65.4%
Housing units in multi-unit structures, percent, 2009-2013	28.3%	25.9%
Median value of owner-occupied housing units, 2009-2013	$329,500	$236,200
Households, 2009-2013	6,293	1,977,591
Persons per household, 2009-2013	2.27	2.53
Per capita money income in past 12 months (2012 dollars), 2009-2013	$27,654	$31,109
Median household income, 2009-2013	$52,332	$58,433
Persons below poverty level, percent, 2009-2013	17.7%	13.2%

Source: U.S. Census Bureau

Social Characteristics

Educational Attainment

	%
Less than 9th grade	3.5
9th to 12th grade, no diploma	3.4
High school graduate (includes equivalency)	18.8
Some college, no degree	21.8
Associate degree	6.7
Bachelor's degree	34.1
Graduate or professional degree	11.8
Percent high school graduate or higher	93.1
Percent bachelor's degree or higher	45.8

Source: American Community Survey (2010)

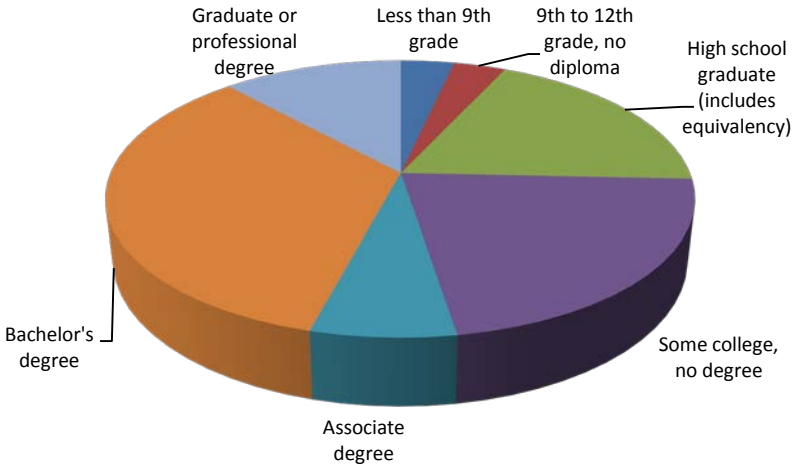

Economic Characteristics

Income

	#	%
Less than $10,000	284	4.6
$10,000 to $14,999	375	6.0
$15,000 to $24,999	630	10.1
$25,000 to $34,999	765	12.3
$35,000 to $49,999	1,088	17.5
$50,000 to $74,999	1,173	18.9
$75,000 to $99,999	795	12.8
$100,000 to $149,999	623	10.0
$150,000 to $199,999	216	3.5
$200,000 or more	267	4.3

Median Household Income	$49,356
Annual Per Capita Personal Income, PCPI (2009) [1]	$33,836

This PCPI ranked 38th in the state and was 80 percent of the state average, $42,295, and 85 percent of the national average, $39,937. The 2010 PCPI reflected an increase of 2.2 percent from 2009. The 2009-2010 state change was 2.2 percent and the national change was 2.8 percent. In 2000 the PCPI of Gunnison was $23,590 and ranked 37th in the state. The 2000-2010 compound annual growth rate of PCPI was 3.7 percent. The compound annual growth rate for the state was 2.2 percent and for the nation was 2.8 percent.

Source: American Community Survey (2010), [1] U.S. Bureau of Economic Analysis

Gunnison County Unemployment

Year	Civilian Labor Force	Employment	Unemployment	Unemployment Rate
2014	9,721	9,325	396	4.1%
2013	9,682	9,154	528	5.5%
2012	9,834	9,253	581	5.9%
2011	9,930	9,337	593	6.0%
2010	10,087	9,439	648	6.4%
2009	9,427	8,915	512	5.4%
2008	9,503	9,162	341	3.6%
2007	9,522	9,254	268	2.8%

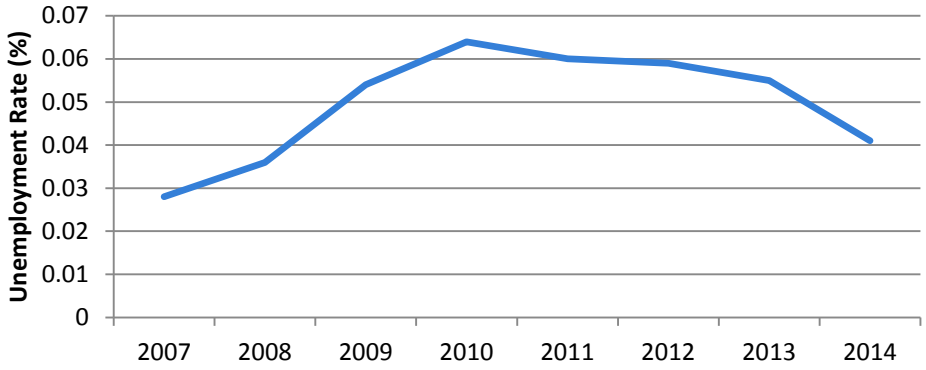

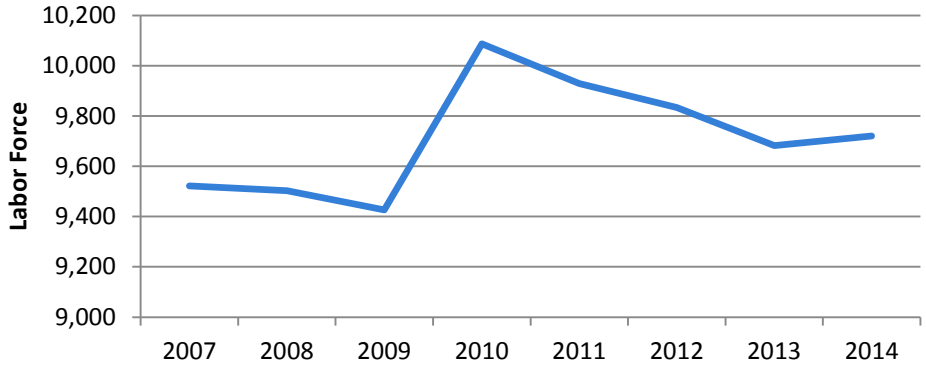

Source: Colorado Department of Labor and Employment

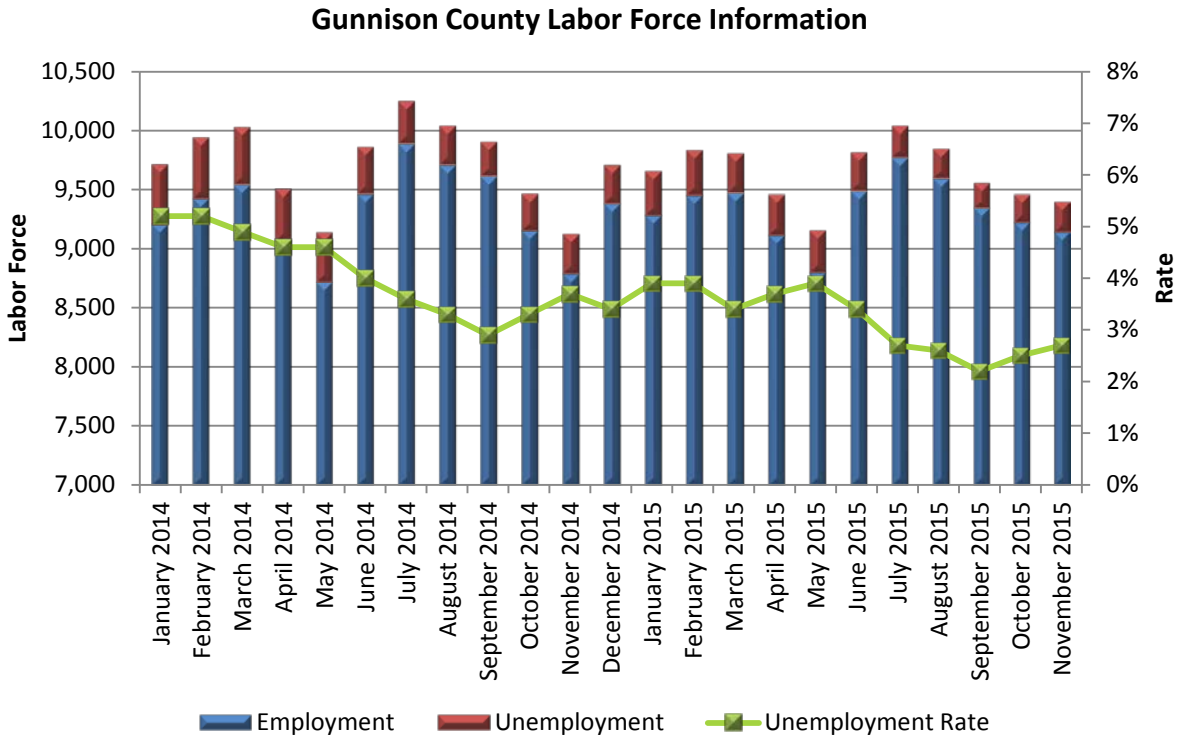

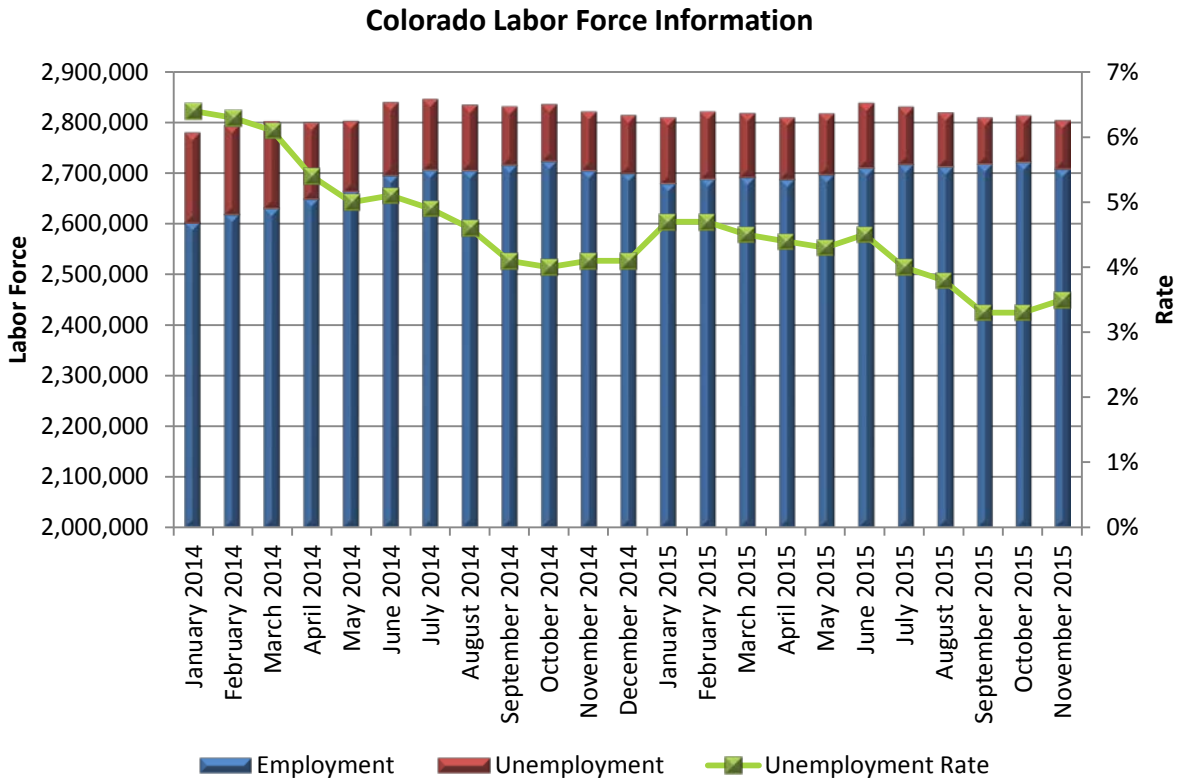

Source: Colorado Department of Labor and Employment

Industries

	Average Establishments	Average Employment	Average Weekly Wage
Accommodation and Food Services	117	1,383	$291
Administrative and Waste Services	56	251	$757
Agriculture, Forestry, Fishing & Hunting	18	89	$636
Arts, Entertainment, and Recreation	39	719	$548
Construction	212	612	$677
Educational Services	17	768	$750
Finance and Insurance	31	141	$850
Health Care and Social Assistance	54	562	$777
Information	19	108	$727
Management of Companies and Enterprises	3	5	$26,746
Manufacturing	24	102	$532
Mining	5	Confidential	Confidential
Other Services, Ex. Public Admin	72	234	$472
Professional and Technical Services	134	307	$871
Public Administration	22	676	$776
Real Estate and Rental and Leasing	97	231	$569
Retail Trade	130	895	$445
Transportation and Warehousing	25	124	$591
Utilities	8	75	$1,076
Wholesale Trade	23	55	$783

Average Employment

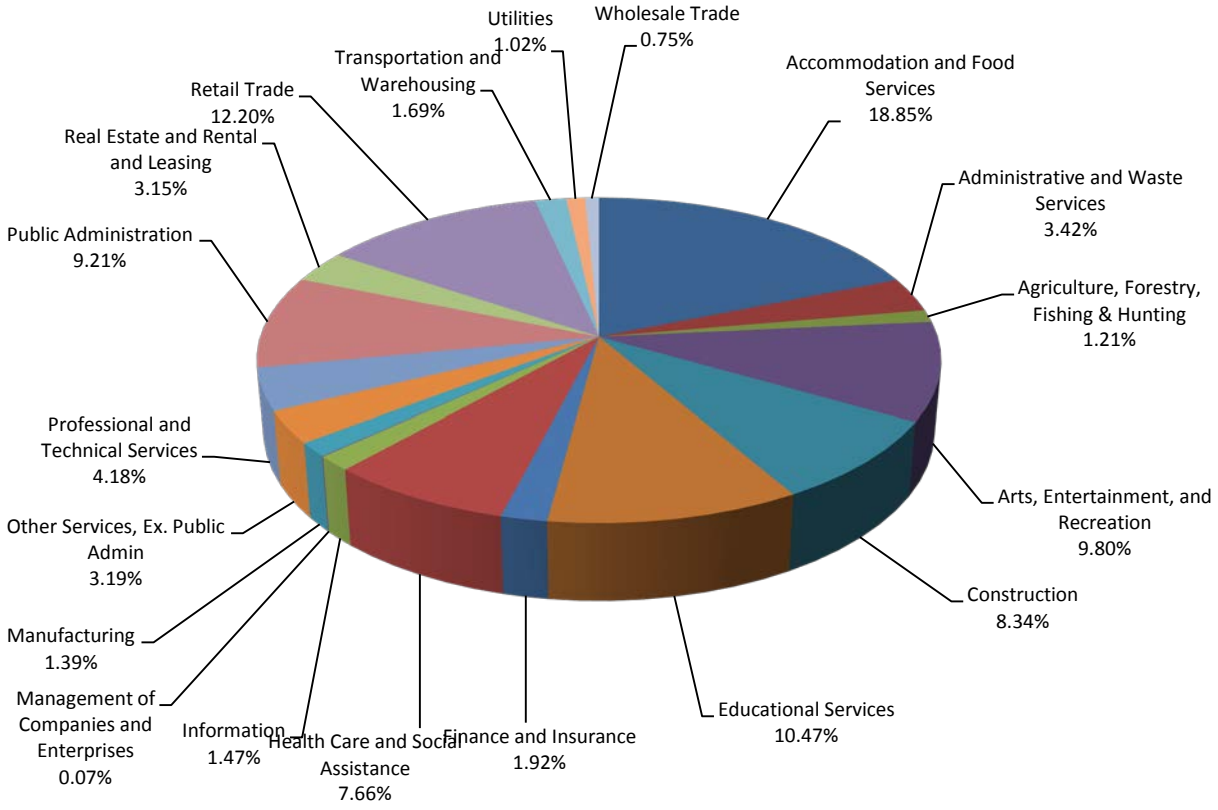

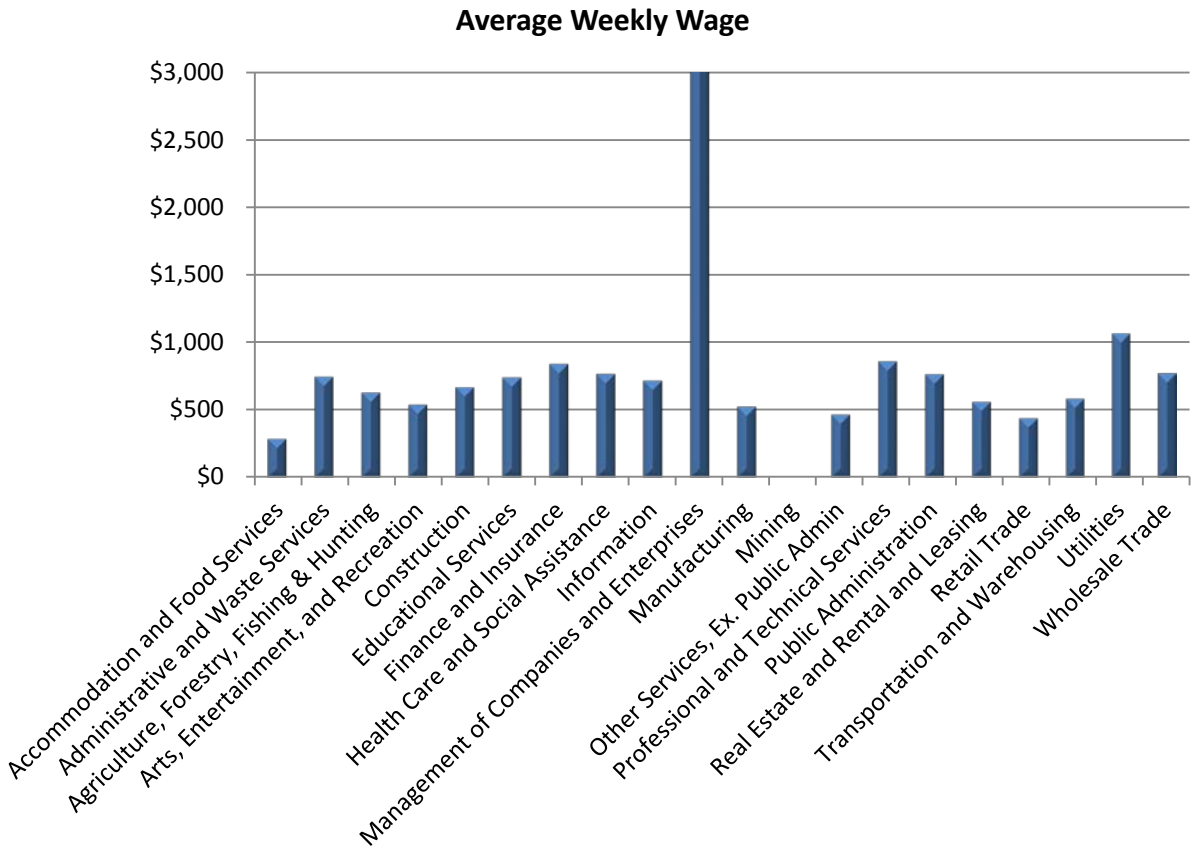

Source: Colorado Department of Labor and Employment (2nd quarter 2015)

Organizational Structure

Department/Program Structure

Administration Department
- County Manager Program
- Finance Program
- Human Resources Program
- Risk Management Program

Airport Department
- Airport Administration Program
- Airport Construction Program
- Airport Operations Program

Assessor's Office
- Assessor Program

Clerk & Recorder's Office
- Clerk & Recorder Program

Commissioners' Office
- Commissioners Program

Community Development Department
- Land Use Review Program
- Smart Growth Professional Services Program
- Historic Preservation Program

Coroner's Office
- Coroner Program

County Attorney Department
- County Attorney Program

Emergency Management Department
- Emergency Management Program

Extension Department
- Extension Program

Facilities & Grounds Department
- Facilities & Grounds Program

Geographic Information Svcs Depart.
- Geographic Information Services Program

Health & Human Services Department
- Child Support Services Program
- Children & Family Services Program
- Financial & Support Services Program
- Program Support Program
- Public Health Program
- Senior Resources Program

Historic Preservation Department
- Historic Preservation Program

Information Technology Department
- Information Technology Resource Program
- Information Technology Training Program

Juvenile Services Department
- Juvenile Services Program

Public Works Department
- Fairgrounds Management Program
- Fleet Management Program
- Public Works Operational Support Program
- Roads & Bridges Program
- Solid Waste Management Program
- Utility Services Program
- Weed Management Program

Sheriff's Office
- Alternative Services Program
- Detention Services Program
- Sheriff Program

Treasurer's Office
- Public Trustee Program
- Treasurer Program

Veterans Department
- Veterans Program

Weather Modification Department
- Weather Modification Program

Wildlife Conservation Department
- Wildlife Conservation Program

Elected Officials with Term Expirations

Board of County Commissioners

- Paula Swenson - 2017
- Phil Chamberland - 2019
- Jonathan Houck - 2017

Treasurer

- Debbie Dunbar - 2019

Assessor

- Kristy McFarland - 2019

Clerk & Recorder

- Kathy Simillion - 2019

Sheriff

- Rick Besecker - 2019

Coroner

- Frank Vader - 2019

Budgetary Fund Structure

Governmental Funds

General Fund

Special Revenue Funds
- Road & Bridge
- Human Services
- Public Health Agency
- Conservation Trust
- Sales Tax
- Mosquito Control
- Sage Grouse Trust
- Risk Management
- Housing Authority
- Marketing District
- Transportation Authority

Fiduciary Funds
- Public Trustee Agency

Debt Service Funds
- Debt Service

Capital Projects Funds
- Airport Construction
- Capital Expenditures

Proprietary Funds

Enterprise Funds
- Airport Operations
- Sewer
- Water
- Solid Waste
- Gunnnison Valley Health
- Senior Housing

Internal Service Funds
- ISF I: County Shop
- ISF II: Technology
- ISF III: Health Insurance

General Fund

- The General Fund accounts for resources of the County which are not required legally or by sound financial management to be accounted for in another fund. Ordinary operations of the County such as public safety, county administration and other activities financed from taxes and general revenues are reflected in this fund.
- Basis of Budgeting - Modified Accrual

Road & Bridge

- This fund is used to account for the County's share of State revenues that are legally restricted for the maintenance of highways and roads within the County's boundaries and to account for revenues restricted for highway and road purposes.
- Basis of Budgeting - Modified Accrual

Human Services

- This fund is used to account for the County's State, Federal, and property tax revenues that are restricted for providing social services to the residents of the County.
- Basis of Budgeting - Cash

Public Health Agency

- This fund is used to account for monies expended only for the purposes of public health pursuant Colorado Revised Statutes 25-1-511(1)(2).
- Basis of Budgeting - Modified Accrual

Conservation Trust

- This fund is used to account for the State of Colorado Lottery funds allocated to the County for recreational uses.
- Basis of Budgeting - Modified Accrual

Sales Tax

- This fund is used to account for the collection of County sales tax restricted for capital expenditures.
- Basis of Budgeting - Modified Accrual

Land Preservation

- This fund is used to account for the re-allocation of County sales tax authorized by voters in November 1997. The use of these revenues is restricted to open space, agricultural preservation, wildlife habitat, wetland preservation, access to public lands, trails, and watershed protection in the County.
- Basis of Budgeting - Modified Accrual

Mosquito Control

- This fund is used to account for the assessments of revenue and the spraying of mosquitoes within the boundaries of the assessment area.
- Basis of Budgeting - Modified Accrual

Sage Grouse Trust

- This fund is used to account for expenditures concerning the preservation of the sage grouse. A special fee is collected on each incoming yard of waste at the landfill, which is transferred to the fund to provide resources for the program.
- Basis of Budgeting - Modified Accrual

Risk Management

- This fund is used to account for any potential risks, which are currently not covered by any of the County's various insurance policies. Resources are provided to this fund through an operating transfer from the General Fund. This fund also serves as a cost-center for the County's partially self-funded insurance program.
- Basis of Budgeting - Modified Accrual

Housing Authority

- This fund is used to account for the activities of the Gunnison County Housing Authority, a component unit of the County.
- Basis of Budgeting - Modified Accrual

Gunnison River Valley Local Marketing District

- This fund is used to account for the collection of a marketing and promotion tax restricted for promotion of Gunnison County's tourism opportunities.
- Basis of Budgeting - Modified Accrual

Gunnison Valley Regional Transportation Authority

- This fund is used to account for the collection of "RTA" taxes for the purpose of funding and providing mass transit and other transportation services in the County.
- Basis of Budgeting - Modified Accrual

Public Trustee Agency

- This fund collects fees pertaining to deeds of trust transactions and distributes fees collected to mortgage companies, individuals, the County, and other entities as appropriate.
- Basis of Budgeting - Modified Accrual

Debt Service

- This fund accounts for the accumulation of resources and payment of general long-term debt principal and interest.
- Basis of Budgeting - Modified Accrual

Airport Construction

- This fund is used to account for Federal and State grants, passenger facility charges, and local revenue sources to be used for the development and expansion of the County Airport.
- Basis of Budgeting - Modified Accrual

Capital Expenditures

- This fund is used to account for any capital projects.
- Basis of Budgeting - Modified Accrual

Airport Operations

- This fund is used to account for the operations of the Gunnison-Crested Butte Regional Airport.
- Basis of Budgeting - Accrual

Sewer

- This fund is used to account for the operations of sewer facilities operated by the County in unincorporated areas of the County.
- Basis of Budgeting - Accrual

Water

- This fund is used to account for the operations of the Dos Rios Water System.
- Basis of Budgeting - Accrual

Solid Waste

- This fund is used to account for the operations of the County Landfill and Recycling Center.
- Basis of Budgeting - Accrual

Public Hospital

- This fund is used to account for the activities of the Gunnison Valley Hospital and of the Gunnison Health Care Center, a component unit of the County.
- Basis of Budgeting - Accrual

Senior Housing

- This fund is used to account for the activities of the Mountain View Apartments, a senior housing project administered through a contract with the Gunnison Valley Regional Housing Authority.
- Basis of Budgeting - Accrual

Internal Service Fund I

- This fund is used to account for the rental of motor vehicles, heavy equipment and to account for the usage of gravel and other materials used in construction and maintenance. The fund charges for rentals and material usage to other County funds and departments..
- Basis of Budgeting - Accrual

Internal Service Fund II

- This fund is used to account for data processing, telephone, mapping, photocopy, and postage services provided to other County funds and departments and to other government agencies on a cost-reimbursement basis.
- Basis of Budgeting - Accrual

Internal Service Fund III

- This fund is used to account for self-funded unemployment charges to other County funds and departments. This fund is also used for partially self-funded health insurance coverage costs.
- Basis of Budgeting - Accrual

Cash Basis

- ☐ Only used for the Human Services Fund to agree with State of Colorado records
- ☐ Revenues and expenditures are recorded when cash is received or paid.

Accrual Basis

- ☐ Used for Proprietary Funds
- ☐ Revenues are recorded when *earned*
- ☐ Expenses are recorded when incurred

Modified Accrual Basis

- ☐ Used for Governmental Funds
- ☐ Revenues are recorded when they become both *measureable* and *available*
- ☐ Expenses are recorded when incurred.

Chart of Account Structure – Revenues and Expenditures

Revenues	Expenditures
•**Taxes**	•**Personnel**
•Property Tax	•Salaries & Wages
•Sales Tax	•Benefits
•Marketing Tax	•**Supplies**
•Severance Tax	•Office Supplies
•**Licenses & Permits**	•Cleaning Supplies
•**Intergovernment**	•Gas & Oil
•Federal Revenues	•Materials
•Federal Grants	•Tools & Parts
•State Revenues	•Other Supplies
•State Grants	•**Purchased Services**
•Local Government Revenues	•Utilities
•Local Government Grants	•Telephone
•**Charges for Services**	•Other Property Services
•Sale of Documents	•Cleaning Services
•Fees	•Repair & Maintenance
•Reimbursements	•Travel
•**Contributions/Other Grants**	•Professional Services
•**Fines & Forfeitures**	•Meetings
•Late Fees	•Rental
•Interest Charges	•Fees
•Fines	•Subscriptions
•**Investment Income**	•Other Purchased Services
•**Interfund Revenues**	•**Community Programs**
•Computer Service Fees	•Contributions
•Telephone Service Fees	•Sponsorships
•Mapping Service Fees	•**Financing Costs**
•Equipment Rent	•Principal Payments
•Material Sales	•Interest Payments
•Insurance Contributions	•Bank Fees
•Treasurer's Fees	•**Transfers Out**
•**Transfers In**	•**Capital Outlay**
•**Other Financing Sources/Misc.**	•**Miscellaneous (Extraordinary/Special) ***

* Miscellaneous – These are classifications by object for revenues or expenditures that do not readily fit into one of the other revenue or expense categories. If you would like specific information about these, please feel free to contact Finance for more detail.

Gunnison County tracks financial information in nearly 15,000 accounts. Providing that information in this budget document would be too voluminous, but fine level detail is readily available upon request.

Budgeting for Results

Introduction to Budgeting for Results

Board of County Commissioners
- Vision
- Strategic Direction

Departments

Other Cost Centers

Budgeting for Results

In 2007, Gunnison County began transitioning to a strategic, measurable, performance-based management system called Managing for Results. Managing for Results is an integrated management system that focuses on results for customers while promoting accountability, transparency, and credibility.

In 2008, the Board of County Commissioners adopted Gunnison County's first Strategic Plan which outlined the Commissioners' priorities and focused the county organization on achieving the Strategic Results identified in the plan. Subsequently, each department and office in the County has created its own Strategic Business Plan. The Strategic Business Plans allow offices and departments to align their priorities with the BOCC Plan as well as to identify Key Results for the customers they serve and to create performance measures that will allow County staff to manage time and resources toward the achievement of these results. The Board updated the Strategic Plan most recently in June 2013.

The 2011 budget implemented Budgeting for Results, the next major step in the County's implementation of Managing for Results. Gunnison County's budget now incorporates performance information alongside financial information. This is a key component of the Government Finance Officers Association (GFOA) recommendations for excellent financial reporting to increase transparency and accountability. The second major attribute of our Budgeting for Results is the complete redesign of the budget and account structure to align with the Strategic Business Plans. This alignment occurs through "activity-based budgeting" and results in a radically different budget presentation and approach to fiscal management. The success of the transition to Budgeting for Results is evidenced by the County receiving the Distinguished Budget Presentation Award from the GFOA for the 2011 budget. The County has received the award for the fifth year in a row.

Traditional governmental budgets are based on organizational structure by departments and thousands of budgetary line-items. These budgets are full of detail, but lack clarity about what the government is trying to accomplish and what citizens are actually buying for their money.

In contrast, Budgeting for Results focuses on aligning financial resources with the results identified in Strategic Business Plans and includes performance information so that progress toward those results can be measured. Budgeting for Results allows citizens to understand clearly what a given activity aims to accomplish, how much it costs, and how successfully results are being delivered to customers.

©2010 Weidner, Inc.

Board of County Commissioners D15

Vision Statement

Gunnison County cherishes its sense of community and place. We strive to preserve and promote the well-being of the County's citizens, natural environment and rural character. We will deliver services and set standards that reflect our values and preserve our unique quality of life for present and future generations to enjoy.

Elected Officials

Paula Swenson Chairperson
Phil Chamberland Vice-Chairperson
Jonathan Houck Commissioner

Gunnison County Commissioners
200 E. Virginia, Ste. #104
Gunnison, CO 81230
(970) 641-0248

101
Summary of Department Resources

	2014 Actual	2015 Budget	2015 Projected	2016 Budget
Department Specific Revenues				
Taxes	0	0	0	0
Licenses and Permits	0	0	0	0
Intergovernmental	35,943	229,000	120,856	197,500
Charges for Services	3	0	0	0
Contributions and Other Grants	5,000	40,000	0	0
Fines & Forfeitures	0	0	0	0
Investment Income	0	0	0	0
Interfund Revenues	0	0	0	0
Transfers In	32,943	185,000	86,856	197,500
Other Financing Sources and Misc.	71	100	0	0
Total Revenues	**73,961**	**454,100**	**207,712**	**395,000**
Expenditures				
Personnel	266,376	283,434	280,456	270,223
Supplies	752	2,600	4,600	2,300
Purchased Services	195,774	278,788	250,687	192,749
Community Prgms/Contributions	80,182	47,383	48,285	47,333
Financing Costs	0	0	0	0
Transfers Out	0	0	0	0
Capital Outlay	0	0	0	0
Miscellaneous (Extraordinary/Special)	40,743	390,000	195,097	420,500
Total Expenditures	**583,528**	**1,002,205**	**779,125**	**933,105**
Excess Revenues / (Net Cost to the County)	**(509,867)**	**(548,105)**	**(571,413)**	**(538,105)**
General Appropriation Required	**509,867**	**548,105**	**571,413**	**538,105**
Budget Variance	**56,880**	**0**	**(23,308)**	**0**

Strategic Direction

The Gunnison County Strategic Plan, revised May 5, 2015, was created to more closely align the County's operations with the Board of County Commissioner's priorities by providing focused direction to County Staff and mechanisms to measure progress. The Plan is meant to be a living document that will be flexible and provide guidance even as conditions change.

Below is a visual representation of the four strategic priorities.
The entire plan can be viewed at http://www.gunnisoncounty.org/172/Strategic-Planning

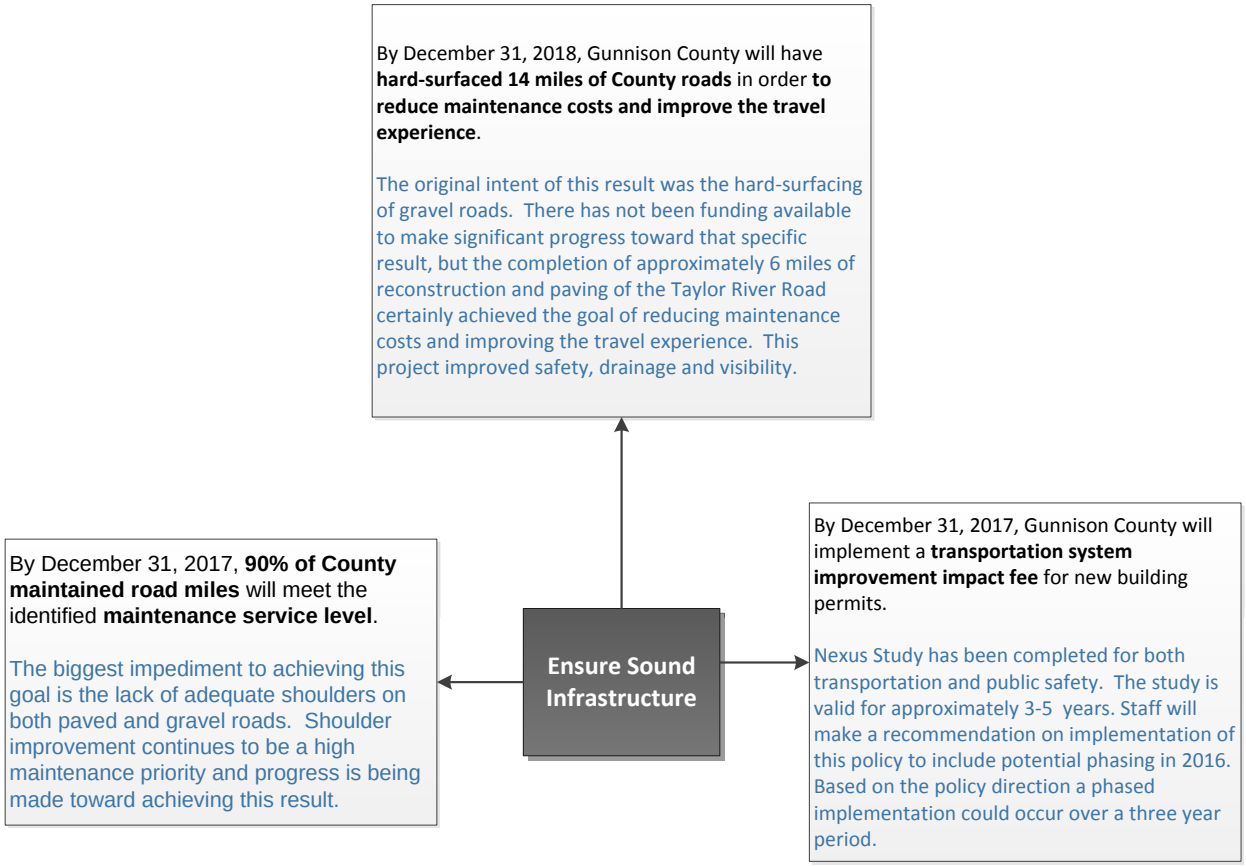

In each year from 2015 through 2017, Gunnison County will achieve an overall net efficiency increase of 10% in one county facility from 2012 baseline consumption.

For 2014, Facilities and Grounds focused on Blackstock for energy improvements. 2014 Results: natural gas use was 7.68% less than baseline; adjusted for climate (Heating Degree Days) for each of those years the actual efficiency savings was 7.4%. Electricity use in 2014 was 14% less. Total combined energy savings in 2014 from baseline = 12.03%. This savings in energy use comes to 53 metric tons of CO_2 **not** pumped into the atmosphere.

Facilities also began collecting baseline measurements of energy use and staff comfort issues at the Public Safety Center. We also reviewed un-addressed issues raised in the original HVAC commissioning report, and have consulted with engineers for possible actions to be taken at that facility. A list of actions and methods to measure effectiveness has been produced. Adjustments to the Public Safety Center HVAC system will focus on improving comfort for staff in the control tower and reducing energy consumption through various programming and controls adjustments. Work on physical changes to the tower and controls adjustments will begin in January 2016.

Protect the Environment

By December 31, 2017, Gunnison County will work with the ranching community to **expand the conserved private ranch land** in the County **by an additional 8,500** acres.

The 2016 budget includes a $394,620 appropriation from the Land Preservation Fund to support required match for these projects. 2013 actual conserved acres totaled 3,726, 2014 actual was 978 ; and 2015 an additional 793 .

Gunnison County shall work with its partners to **protect water quality and quantity** for in-basin purposes in a manner that is socially, environmentally and economically sound.

Gunnison County is participating in the Colorado Oil & Gas Conservation Commission's stakeholder processes regarding water protection (i.e. pits and pit liners).

Gunnison County is maintaining a dialogue with the northwest Council of Governments Quality and Quantity regarding pending and anticipated legislation.

By December 31, 2015, Gunnison County will have a plan to **convert its fleet to natural gas**.

Gunnison County fleet vehicles have been audited for suitability for conversion based on cost to convert, miles driven per year, and estimated savings by converting to natural gas. Vehicles which would pay back conversion costs have been identified and a business case summary for conversion including upfront cost, financing costs, maintenance cost, and fuel savings over time has been completed. Gunnison County researched grants available and cost to build a station and found a location for a station and a private partner to operate the station which will be open to the public. Western State Colorado University and other interested partners worked together to develop the plan. A grant to help with funding for the station has been secured from the Colorado Department of Local Affairs. Grant funding is now being sought to assist with the marginal cost of conversion vehicles both for the Gunnison County and the RTA fleets. A decision on that grant application will be received by early spring, 2016.

By December 31, 2016, Gunnison County will **promote optimal community and family health**, safety and wellbeing as measured by:
Attain the rate of children two years of age who are fully immunized at 80% or more; Strategies: Immunization records at five childcare centers will be assessed quarterly and notification provided to parents of missing vaccinations.
90% of County residents will have health insurance; Strategies: Collaborate with private brokers and health guides for coordinated referral and enrollment services
Reduce number of days children are in the custody of the Department by strengthening the local child welfare service system; Strategies: For children in Department Custody, work in line with the Governor's 2.0 Child Welfare Plan and the hotline initiative, public awareness of the hotline will be raised. Mandatory reporters will receive training in Child Welfare issues.
100% of violations defined as "critical" level by State from food service facility inspections will be corrected on-site or within 10 days, according to State laws; Strategies: A workflow process will be developed to monitor results of food service inspections and timeframes of corrective measures taken
and 75% of respondents to the biennial Citizen Survey will state the services provided to seniors by Gunnison County are good or excellent. Strategies: Senior Resources Office will provide outreach, marketing and options counseling to ensure seniors and their caregivers are aware of services provided by and throughout Gunnison.

By December 31, 2016, **corporate and general aviation services** will be **enhanced** to grow Gunnison-Crested Butte Regional Airport's position in the market.

Complete review of current Fixed Base Operations (FBO) strategies and services within Master Plan was completed in 2015 with a revised lease negotiated and signed by all parties. During 2016 the Airport Master Plan is slated for completion to identify future corporate and general aviation needs as well as define new strategies to capture growth in these areas.

Promote Prosperous, Collaborative and Healthy Communities

By December 31, 2017, **ensure redundant broadband** internet infrastructure in the Gunnison valley.
In 2015 the Neo Fiber Broadband Plan was completed and a Region 10 grant was obtained by all participating partners. Funding options will be developed in 2016.

By 2020, **increase the airport's economic impact** to the community by 40% over 2013 CODOT study to $140M as a consequence of reversing identified passenger leakage, increasing enplanements to 45,000, and increasing corporate and general aviation activity.

In 2015, with local and regional business support, begin development of air service strategic plan, and initiate efforts to implement plan in 2016.

By December 31, 2016, Gunnison County will launch the **implementation of the One Valley Prosperity Project.**

The 2015 efforts directed toward this project included the completion of Values and Vision process and successful bid for a DOLA grant for $20,000. Previously Gunnison County Community Development staff took the lead in working with Region 10 and Delta County in receiving a $400,000 grant from the US Department of Commerce/Economic Development Administration and Colorado's Department of Local Affairs to launch economic development in the region. As work continues, this complex project will be organized around defining the state of the community and arriving at actionable long-range goals.

By December 31, 2017, the Juvenile Services Department will have **improved the future** of Gunnison County residents by **reducing substance use** as evidenced by:

- 90% of all 6th – 12th grade students report not using alcohol, tobacco, marijuana, and prescription drugs (combined measure) in the past 30 days on the fall 2017 Healthy Kids Colorado Survey (HKCS)..

Continue to build on past efforts of administering the HKCS in collaboration with the school district every fall to monitor data and trend changes to measure effectiveness of strategies and use this information to identify GCSAPP strategies and needs to be sustained.

- 50% of all 6th – 12th grade students and their parents will annually make the Choice Pass pledge and less than 15% of students will violate their pledge.

Continue to educate youth, parents and community members about the goals of the Choice Pass through sign up nights, website and informational sessions. Continue to develop the Choice Pass programming to include activities outside of skiing and to offer year round programs and incentives for youth in collaboration with the schools,

- 60% of all 6th – 12th grade students report having had a conversation with parents about the dangers of alcohol and drugs according to the fall 2017 HKCS. 60% of parents of all 6th – 12th grade students report having had a conversation with their children about the dangers of alcohol and drugs as measured by the GCSAPP parent questionnaire administered in the fall of 2017.

Use targeted parent focus groups annually to evaluate the needs of the community and create a series of community specific youth and parent education events. Update and supply parents with GCSAPP Parent Guide in both English and Spanish.

Deliver High Quality Services

By December 31, 2015, the perception of at least 50% of respondents to the biennial Citizen Survey will be that **planning an permitting processes are efficient, fair, and proactive** and that **land use and planning services are good or excellent**.

Continue to meet with customers and key stakeholders to understand issues, challenges, and opportunities for improving customer service.

By December 31, 2016, county **services will continue to be available** in the event of natural disaster or major incident as evidenced by the completion of Continuity of Operations Plans for each office and department.

Work with all departments to complete their Continuity of Operations Plans (COOP's) during six 13-week phases, and review completed COOP's, perform orientations of each COOP with the relative departments, and make any necessary adjustments by the end of 2016.

Administration Department D00

Mission Statement

The mission of the Administration Department is to provide strategic management, personnel, information and financial services to the public, the Commissioners and the County organization so they can experience and deliver excellent local government.

Department Director

Matthew Birnie
200 E. Virginia Ave.
Gunnison, CO 81230
(970) 641-0248
mbirnie@gunnisoncounty.org

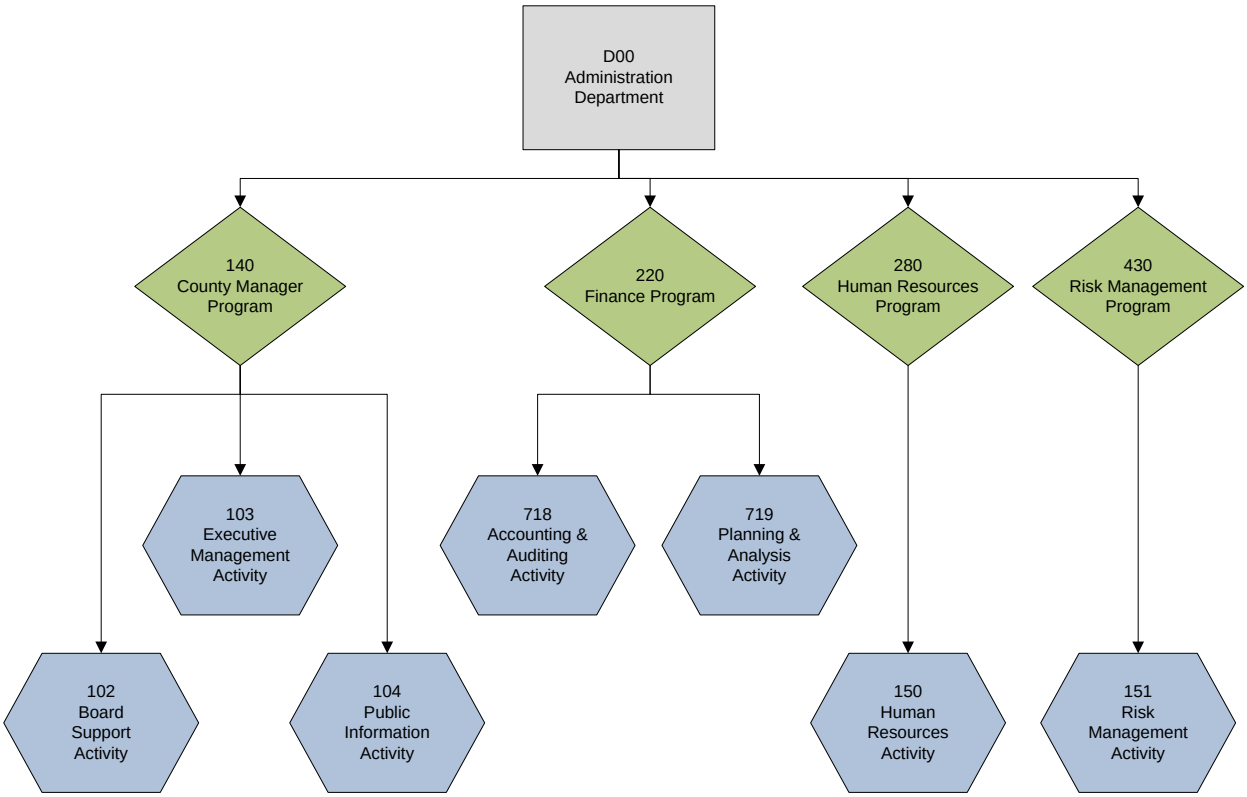

Administration Department D00

Summary of Department Resources

	2014 Actual	2015 Budget	2015 Projected	2016 Budget
Department Specific Revenues				
Taxes	0	0	0	0
Licenses and Permits	0	0	0	0
Intergovernmental	0	0	0	0
Charges for Services	10	5	0	0
Contributions and Other Grants	0	0	0	0
Fines & Forfeitures	0	0	0	0
Investment Income	2,232	1,500	2,700	2,300
Interfund Revenues	317,785	337,500	348,500	348,500
Transfers In	0	0	0	0
Other Financing Sources and Misc.	283	100	0	0
Total Revenues	**320,311**	**339,105**	**351,200**	**350,800**
Expenditures				
Personnel	863,534	966,132	860,641	919,272
Supplies	10,424	17,550	18,908	18,600
Purchased Services	442,014	517,171	552,950	569,686
Community Prgms/Contributions	0	0	0	0
Financing Costs	21	150	150	150
Transfers Out	0	0	0	0
Capital Outlay	5,648	0	0	0
Miscellaneous (Extraordinary/Special)	7,896	51,874	60,594	60,720
Total Expenditures	**1,329,536**	**1,552,877**	**1,493,243**	**1,568,428**
Excess Revenues / (Net Cost to the County)	**(1,009,226)**	**(1,213,772)**	**(1,142,043)**	**(1,217,628)**
General Appropriation Required	**1,009,226**	**1,213,772**	**1,142,043**	**1,217,628**
Budget Variance	**127,254**	**0**	**71,729**	**0**

Department Resources Restated by Fund

Revenues				
General Fund	293	105	0	0
Risk Management Fund	86,031	65,000	66,200	65,800
ISF-III	233,986	274,000	285,000	285,000
Total Revenues	**320,311**	**339,105**	**351,200**	**350,800**
Expenditures				
General Fund	1,063,351	1,193,877	1,136,019	1,200,978
Risk Management Fund	8,075	85,000	72,224	82,450
ISF-III	258,110	274,000	285,000	285,000
Total Expenditures	**1,329,536**	**1,552,877**	**1,493,243**	**1,568,428**

140
County Manager Program

Purpose Statement

The purpose of the County Manager Program is to provide Commissioner support, public information and strategic executive leadership to the County Commissioners, the public and the County organization so they can experience and deliver excellent local government.

Summary of Program Resources

	2014 Actual	2015 Budget	2015 Projected	2016 Budget
Program Specific Revenues				
Taxes	0	0	0	0
Licenses and Permits	0	0	0	0
Intergovernmental	0	0	0	0
Charges for Services	10	5	0	0
Contributions and Other Grants	0	0	0	0
Fines & Forfeitures	0	0	0	0
Investment Income	0	0	0	0
Interfund Revenues	0	0	0	0
Transfers In	0	0	0	0
Other Financing Sources and Misc.	283	100	0	0
Total Revenues	**293**	**105**	**0**	**0**
Expenditures				
Personnel	321,719	331,082	318,968	349,610
Supplies	2,943	5,750	4,475	4,500
Purchased Services	107,078	155,512	151,163	169,047
Community Prgms/Contributions	0	0	0	0
Financing Costs	0	0	0	0
Transfers Out	0	0	0	0
Capital Outlay	5,648	0	0	0
Miscellaneous (Extraordinary/Special)	0	0	0	0
Total Expenditures	**437,387**	**492,344**	**474,606**	**523,157**
Excess Revenues / (Net Cost to the County)	**(437,094)**	**(492,239)**	**(474,606)**	**(523,157)**
General Appropriation Required	**437,094**	**492,239**	**474,606**	**523,157**
Budget Variance	**58,861**	**0**	**17,633**	**0**

102
Board Support Activity

Purpose Statement

The purpose of the Board Support Activity is to provide advisory, liaison and meeting management services to the County Commissioners so they can effectively represent their constituents and fulfill the duties of their offices.

Resource Summary

	2014 Actual	2015 Budget	2015 Projected	2016 Budget
Activity Specific Revenues				
Taxes	0	0	0	0
Licenses and Permits	0	0	0	0
Intergovernmental	0	0	0	0
Charges for Services	0	0	0	0
Contributions and Other Grants	0	0	0	0
Fines & Forfeitures	0	0	0	0
Investment Income	0	0	0	0
Interfund Revenues	0	0	0	0
Transfers In	0	0	0	0
Other Financing Sources and Misc.	0	0	0	0
Total Revenues	0	0	0	0
Expenditures				
Personnel	83,795	98,431	86,698	82,454
Supplies	0	0	0	0
Purchased Services	10,113	14,286	14,136	12,250
Community Prgms/Contributions	0	0	0	0
Financing Costs	0	0	0	0
Transfers Out	0	0	0	0
Capital Outlay	0	0	0	0
Miscellaneous (Extraordinary/Special)	0	0	0	0
Total Expenditures	**93,908**	**112,717**	**100,834**	**94,704**
Excess Revenues / (Net Cost to the County)	**(93,908)**	**(112,717)**	**(100,834)**	**(94,704)**
General Appropriation Required	**93,908**	**112,717**	**100,834**	**94,704**
Budget Variance	**19,404**	**0**	**11,883**	**0**

Budget Changes

Proposed Change in Funding:	Additional $1,516 to fund an additional 0.25 FTE for the Administrative Assistant III.
Proposed Change in FTEs:	Additional 0.25 FTE to be split between the Board Support Activity (20%), Public Information Activity (30%), and the Executive Management Activity (50%).
Performance Narrative:	This Activity has consistently performed well, and staff does not anticipate any limitations to being capable of providing this level of service to the Board in 2016. With the additional 0.25 FTE, this Activity should be capable of meeting and exceeding goals.
Other:	

Core Services

- Board Policy Recommendations
- Board Special Initiative Management
- Budget Decisions/Recommendations
- Commissioner Consultations
- Constituent Issues Responses
- Public Events
- Board Meetings
- Boards and Commissions Support Services
- Community Liaison Services
- Mayor/Manager Meeting Coordination

Key Performance Measures

	Measure Type	2014 Actual	2015 Budget	2015 Projected	2016 Budget
Percentage of Board respondents who report that they receive the information they need to respond in a timely manner to constituent concerns.	Result	100%	100%	100%	100%
Percentage of Board respondents who report that they receive the information they need to make policy decisions.	Result	100%	100%	100%	100%
Percentage of Board respondents who report that they receive the performance information	Result	100%	100%	100%	100%

necessary to evaluate the effectiveness of County programs.					
Percentage of the strategic results that are approved in the Board's strategic plan that are achieved by their target dates.	Result	72.7%	98%	100%	98%
Percentage of approved BOCC minutes that are available to the public within 30 days of a meeting.	Result	94.9%	90%	90%	90%

= This performance measure aligns directly with the Commissioners' Strategic Plan.

103
Executive Management Activity

Purpose Statement

The purpose of the Executive Management Activity is to provide strategic executive leadership services to County departments and offices so they can achieve their customer results.

Resource Summary

	2014 Actual	2015 Budget	2015 Projected	2016 Budget
Activity Specific Revenues				
Taxes	0	0	0	0
Licenses and Permits	0	0	0	0
Intergovernmental	0	0	0	0
Charges for Services	0	0	0	0
Contributions and Other Grants	0	0	0	0
Fines & Forfeitures	0	0	0	0
Investment Income	0	0	0	0
Interfund Revenues	0	0	0	0
Transfers In	0	0	0	0
Other Financing Sources and Misc.	283	100	0	0
Total Revenues	**283**	**100**	**0**	**0**
Expenditures				
Personnel	194,959	188,835	189,428	217,334
Supplies	2,929	4,550	4,075	4,050
Purchased Services	73,441	110,116	108,966	126,001
Community Prgms/Contributions	0	0	0	0
Financing Costs	0	0	0	0
Transfers Out	0	0	0	0
Capital Outlay	5,648	0	0	0
Miscellaneous (Extraordinary/Special)	0	0	0	0
Total Expenditures	**276,978**	**303,501**	**302,469**	**347,385**
Excess Revenues / (Net Cost to the County)	**(276,694)**	**(303,401)**	**(302,469)**	**(347,385)**
General Appropriation Required	**276,694**	**303,401**	**302,469**	**347,385**
Budget Variance	**33,669**	**0**	**932**	**0**

Budget Changes

Proposed Change in Funding:	Additional $3,790 to fund an additional 0.25 FTE for the Administrative Assistant III.
Proposed Change in FTEs:	Additional 0.25 FTE to be split between the Board Support Activity (20%), Public Information Activity (30%), and the Executive Management Activity (50%).
Performance Narrative:	This Activity has consistently performed well, and staff does not anticipate any limitations to being capable of providing this level of service to the Board in 2016. With the additional 0.25 FTE, this Activity should be capable of meeting and exceeding goals.
Other:	

Core Services

- Performance Data Analyses
- Director Performance Evaluations
- Operational Policy Directions
- Code Enforcement Facilitation
- Contract Negotiations
- Personnel Decisions
- Strategic Business Plan Approval Decisions
- Executive Staff Briefings
- Special Projects Management
- Customer Surveys

Key Performance Measures

	Measure Type	2014 Actual	2015 Budget	2015 Projected	2016 Budget
Percentage of departments and offices using strategic business plans and performance information to manage the delivery of services in all activities.	Result	94.4%	85%	94.4%	94.4%
Percentage of department strategic results achieved by their target dates.	Result	59.1%	85%	75%	85%

104
Public Information Activity

Purpose Statement

The purpose of the Public Information Activity is to provide communication services to the public and County employees so they can easily access accurate information about the County's strategic direction, operations and decision making.

Resource Summary

	2014 Actual	2015 Budget	2015 Projected	2016 Budget
Activity Specific Revenues				
Taxes	0	0	0	0
Licenses and Permits	0	0	0	0
Intergovernmental	0	0	0	0
Charges for Services	10	5	0	0
Contributions and Other Grants	0	0	0	0
Fines & Forfeitures	0	0	0	0
Investment Income	0	0	0	0
Interfund Revenues	0	0	0	0
Transfers In	0	0	0	0
Other Financing Sources and Misc.	0	0	0	0
Total Revenues	**10**	**5**	**0**	**0**
Expenditures				
Personnel	42,964	43,816	42,842	49,822
Supplies	14	1,200	400	450
Purchased Services	23,524	31,110	28,061	30,796
Community Prgms/Contributions	0	0	0	0
Financing Costs	0	0	0	0
Transfers Out	0	0	0	0
Capital Outlay	0	0	0	0
Miscellaneous (Extraordinary/Special)	0	0	0	0
Total Expenditures	**66,502**	**76,126**	**71,303**	**81,068**
Excess Revenues / (Net Cost to the County)	**(66,492)**	**(76,121)**	**(71,303)**	**(81,068)**
General Appropriation Required	**66,492**	**76,121**	**71,303**	**81,068**
Budget Variance	**5,788**	**0**	**4,818**	**0**

Budget Changes

Proposed Change in Funding:	Additional $2,274 to fund an additional 0.25 FTE for the Administrative Assistant III.
Proposed Change in FTEs:	Additional 0.25 FTE to be split between the Board Support Activity (20%), Public Information Activity (30%), and the Executive Management Activity (50%).
Performance Narrative:	This Activity has consistently performed well, though the public rated Public Information Service delivery lower in 2015 than in previous years. With the additional 0.25 FTE, this Activity should be capable of meeting and exceeding goals.
Other:	

Core Services

- Public Inquiry Responses
- County Website Management Services
- Human Resources External Information Responses
- Financial External Information Responses
- Newsletters
- Public Notices
- Press Releases
- County Directory
- Website Traffic Analysis
- Board Calendars

Key Performance Measures

	Measure Type	2014 Actual	2015 Budget	2015 Projected	2016 Budget
Percent of respondents to the biennial Citizen Survey who state that the public information services provided by Gunnison County government are good or excellent.	Result	71%	75%	61%	61%
Percentage of employee survey respondents who report that they are familiar with the Board's strategic priorities.	Result	66.3%	75%	75%	75%

220
Finance Program

Purpose Statement

The purpose of the Finance Program is to provide accounting, auditing, planning and analysis services to the County organization and the public so they can make informed decisions, provide fiscally responsible management, and demonstrate and experience accountable County government.

Summary of Program Resources

	2014 Actual	2015 Budget	2015 Projected	2016 Budget
Program Specific Revenues				
Taxes	0	0	0	0
Licenses and Permits	0	0	0	0
Intergovernmental	0	0	0	0
Charges for Services	0	0	0	0
Contributions and Other Grants	0	0	0	0
Fines & Forfeitures	0	0	0	0
Investment Income	0	0	0	0
Interfund Revenues	0	0	0	0
Transfers In	0	0	0	0
Other Financing Sources and Misc.	0	0	0	0
Total Revenues	**0**	**0**	**0**	**0**
Expenditures				
Personnel	463,033	480,248	428,898	454,433
Supplies	5,932	9,900	12,693	12,100
Purchased Services	35,669	40,845	69,875	59,007
Community Prgms/Contributions	0	0	0	0
Financing Costs	0	0	0	0
Transfers Out	0	0	0	0
Capital Outlay	0	0	0	0
Miscellaneous (Extraordinary/Special)	0	0	0	0
Total Expenditures	**504,633**	**530,993**	**511,466**	**525,540**
Excess Revenues / (Net Cost to the County)	**(504,633)**	**(530,933)**	**(511,466)**	**(525,540)**
General Appropriation Required	**504,633**	**530,993**	**511,466**	**525,540**
Budget Variance	**14,733**	**0**	**19,527**	**0**

718
Accounting & Auditing Activity

Purpose Statement

The purpose of the Accounting and Auditing Activity is to provide financial information, monitoring and payment services to County departments and offices so they can manage their operations in a fiscally responsible manner and be accountable to the public.

Resource Summary

	2014 Actual	2015 Budget	2015 Projected	2016 Budget
Activity Specific Revenues				
Taxes	0	0	0	0
Licenses and Permits	0	0	0	0
Intergovernmental	0	0	0	0
Charges for Services	0	0	0	0
Contributions and Other Grants	0	0	0	0
Fines & Forfeitures	0	0	0	0
Investment Income	0	0	0	0
Interfund Revenues	0	0	0	0
Transfers In	0	0	0	0
Other Financing Sources and Misc.	0	0	0	0
Total Revenues	**0**	**0**	**0**	**0**
Expenditures				
Personnel	378,549	389,640	365,096	383,573
Supplies	5,522	8,180	9,843	10,250
Purchased Services	26,503	29,709	53,312	38,546
Community Prgms/Contributions	0	0	0	0
Financing Costs	0	0	0	0
Transfers Out	0	0	0	0
Capital Outlay	0	0	0	0
Miscellaneous (Extraordinary/Special)	0	0	0	0
Total Expenditures	**410,575**	**427,529**	**428,251**	**432,369**
Excess Revenues / (Net Cost to the County)	**(410,575)**	**(427,529)**	**(428,251)**	**(432,369)**
General Appropriation Required	**410,575**	**427,529**	**428,251**	**432,369**
Budget Variance	**13,644**	**0**	**(722)**	**0**

Budget Changes

Proposed Change in Funding:	There are no revenue sources for this activity.
Proposed Change in FTEs:	0.23 FTEs, from increase of hours.
Performance Narrative:	Throughout the year we actively monitor actual versus budgeted expenditures and create budget amendment entries for their final approval and adoption throughout the annual budget amendment process. This allows Department Heads to see realistic budget numbers that reflect unexpected changes during the year.
Other:	

Core Services

- Audit Reports
- Invoices (Billing Statements)
- Vendor Payments
- Revenue/Expense Reports
- Payroll Checks
- Grant Quarterly/Monthly Reports
- Financial Reports
- Technical Assistance/consultation Sessions
- General Ledger Entries
- Department Information Inquiry Responses/Reports

Key Performance Measures

	Measure Type	2014 Actual	2015 Budget	2015 Projected	2016 Budget
Percentage of program expenditures that do not exceed revenues.	Result	95%	95%	96%	96%
Percentage of vendor payments that are delivered within 45 days.	Result	98.2%	98%	98%	98%

719
Planning and Analysis Activity

Purpose Statement

The purpose of the Planning and Analysis Activity is to provide budget development and fiscal impact analysis services to County departments, offices and the Board of County Commissioners so they can make informed operational and policy decisions.

Resource Summary

	2014 Actual	2015 Budget	2015 Projected	2016 Budget
Activity Specific Revenues				
Taxes	0	0	0	0
Licenses and Permits	0	0	0	0
Intergovernmental	0	0	0	0
Charges for Services	0	0	0	0
Contributions and Other Grants	0	0	0	0
Fines & Forfeitures	0	0	0	0
Investment Income	0	0	0	0
Interfund Revenues	0	0	0	0
Transfers In	0	0	0	0
Other Financing Sources and Misc.	0	0	0	0
Total Revenues	**0**	**0**	**0**	**0**
Expenditures				
Personnel	84,484	90,608	63,802	70,860
Supplies	409	1,720	2,850	1,850
Purchased Services	9,165	11,136	16,563	20,461
Community Prgms/Contributions	0	0	0	0
Financing Costs	0	0	0	0
Transfers Out	0	0	0	0
Capital Outlay	0	0	0	0
Miscellaneous (Extraordinary/Special)	0	0	0	0
Total Expenditures	**94,058**	**103,464**	**83,215**	**93,171**
Excess Revenues / (Net Cost to the County)	**(94,058)**	**(103,464)**	**(83,215)**	**(93,171)**
General Appropriation Required	**94,058**	**103,464**	**83,215**	**93,171**
Budget Variance	**1,089**	**0**	**20,249**	**0**

Budget Changes

Proposed Change in Funding:	There are no revenue sources for this activity.
Proposed Change in FTEs:	None.
Performance Narrative:	Due to record high staff turnover in finance during 2014 and 2015, most budget assistance team members from finance to Department Heads was changed significantly. We are re-building this process and expect the satisfaction rate to return to previous ratings in 2016.
Other:	

Core Services

- 3+ year Financial Notes
- Board Briefings
- Budget Proposal
- Adopted Budget
- Capital Improvement Plan
- Agenda Item Review Financial Notes
- Financial Forecasts
- Budget Preparation Manual
- Financing Options
- Department Budget Presentation Sessions

Key Performance Measures

	Measure Type	2014 Actual	2015 Budget	2015 Projected	2016 Budget
Percentage of policy and budget decisions that are informed by long-term financial impact analysis projections.	Result	94%	90%	94%	94%
Percentage of program managers who report that they are very satisfied or satisfied with budget preparation services (user-friendly, clear and easy to understand).	Result	75%	80%	78%	80%

280
Human Resources Program

Purpose Statement

The purpose of the Human Resources Program is to provide consultation, employee support and compensation services to County departments and offices so they can attract and retain the qualified workforce needed to achieve results for customers.

Summary of Program Resources

	2014 Actual	2015 Budget	2015 Projected	2016 Budget
Program Specific Revenues				
Taxes	0	0	0	0
Licenses and Permits	0	0	0	0
Intergovernmental	0	0	0	0
Charges for Services	0	0	0	0
Contributions and Other Grants	0	0	0	0
Fines & Forfeitures	0	0	0	0
Investment Income	0	0	0	0
Interfund Revenues	0	0	0	0
Transfers In	0	0	0	0
Other Financing Sources and Misc.	0	0	0	0
Total Revenues	**0**	**0**	**0**	**0**
Expenditures				
Personnel	78,782	154,802	112,775	115,229
Supplies	1,549	1,900	1,740	2,000
Purchased Services	40,999	13,838	26,712	26,332
Community Prgms/Contributions	0	0	0	0
Financing Costs	0	0	0	0
Transfers Out	0	0	0	0
Capital Outlay	0	0	0	0
Miscellaneous (Extraordinary/Special)	0	0	8,720	8,720
Total Expenditures	**121,331**	**170,540**	**149,947**	**152,281**
Excess Revenues / (Net Cost to the County)	**(121,331)**	**(170,540)**	**(149,947)**	**(152,281)**
General Appropriation Required	**121,331**	**170,540**	**149,947**	**152,281**
Budget Variance	**(172)**	**0**	**20,593**	**0**

150
Human Resources Activity

Purpose Statement

The purpose of the Human Resources Activity is to provide consultation, employee support and compensation services to County departments and offices so they can attract and retain the qualified workforce needed to achieve results for customers.

Resource Summary

	2014 Actual	2015 Budget	2015 Projected	2016 Budget
Activity Specific Revenues	0	0	0	0
Taxes	0	0	0	0
Licenses and Permits	0	0	0	0
Intergovernmental	0	0	0	0
Charges for Services	0	0	0	0
Contributions and Other Grants	0	0	0	0
Fines & Forfeitures	0	0	0	0
Investment Income	0	0	0	0
Interfund Revenues	0	0	0	0
Transfers In	0	0	0	0
Other Financing Sources and Misc.	**0**	**0**	**0**	**0**
Total Revenues				
Expenditures	78,782	154,802	112,775	115,229
Personnel	1,549	1,900	1,740	2,000
Supplies	40,999	13,838	26,712	26,332
Purchased Services	0	0	0	0
Community Prgms/Contributions	0	0	0	0
Financing Costs	0	0	0	0
Transfers Out	0	0	0	0
Capital Outlay	0	0	8,720	8,720
Miscellaneous (Extraordinary/Special)	**121,331**	**170,540**	**149,947**	**152,281**
Total Expenditures				
	(121,331)	**(170,540)**	**(149,947)**	**(152,281)**
Excess Revenues / (Net Cost to the County)				
	121,331	**170,540**	**149,947**	**152,281**
General Appropriation Required				
	(172)	**0**	**20,593**	**0**
Budget Variance				

Budget Changes

Proposed Change in Funding:	There are no revenue sources for this activity.
Proposed Change in FTEs:	0.25 FTEs, from increase of hours.
Performance Narrative:	Key staff turnover from 2014 through 2015 has afforded the opportunity to re-organize Human Resource activities. Priorities and goals are being evaluated during this budget cycle.
Other:	

Core Services

- Recruitment and Employment Services
- Compensation System Administration Services
- Employee Benefits Administration Services
- Employee Training Sessions
- Employee Performance Management Program
- HR Records Management Services
- Personnel Policies
- HR Executive Recommendations
- Supervisor/Manager Consultations
- Employee Consultations

Key Performance Measures

	Measure Type	2014 Actual	2015 Budget	2015 Projected	2016 Budget
Percentage increase or decrease in medical insurance premiums over the prior year.	Result	8%	8%	6.2%	0%
Retention rate percentage.	Result	*	95%	*	*

* This key performance measure has not been completed as of the 2016 budget adoption.

430
Risk Management Program

Purpose Statement

The purpose of the Risk Management Program is to provide risk reduction services to the County organization so it can preserve resources by avoiding liability.

Summary of Program Resources

	2014 Actual	2015 Budget	2015 Projected	2016 Budget
Program Specific Revenues				
Taxes	0	0	0	0
Licenses and Permits	0	0	0	0
Intergovernmental	0	0	0	0
Charges for Services	0	0	0	0
Contributions and Other Grants	0	0	0	0
Fines & Forfeitures	0	0	0	0
Investment Income	2,232	1,500	2,700	2,300
Interfund Revenues	317,785	337,500	348,500	348,500
Transfers In	0	0	0	0
Other Financing Sources and Misc.	0	0	0	0
Total Revenues	**320,017**	**339,000**	**351,200**	**350,800**
Expenditures				
Personnel	0	0	0	0
Supplies	0	0	0	0
Purchased Services	258,268	306,976	305,200	315,300
Community Prgms/Contributions	0	0	0	0
Financing Costs	21	150	150	150
Transfers Out	0	0	0	0
Capital Outlay	0	0	0	0
Miscellaneous (Extraordinary/Special)	7,896	51,874	51,874	52,000
Total Expenditures	**266,185**	**359,000**	**357,224**	**367,450**
Excess Revenues / (Net Cost to the County)	**53,832**	**(20,000)**	**(6,024)**	**(16,650)**
General Appropriation Required	**0**	**20,000**	**6,024**	**16,650**
Budget Variance	**53,832**	**0**	**13,976**	**0**

151
Risk Management Activity

Purpose Statement

The purpose of the Risk Management Activity is to provide risk reduction services to the County organization so it can preserve resources by avoiding liability.

Resource Summary

	2014 Actual	2015 Budget	2015 Projected	2016 Budget
Activity Specific Revenues				
Taxes	0	0	0	0
Licenses and Permits	0	0	0	0
Intergovernmental	0	0	0	0
Charges for Services	0	0	0	0
Contributions and Other Grants	0	0	0	0
Fines & Forfeitures	0	0	0	0
Investment Income	2,232	1,500	2,700	2,300
Interfund Revenues	317,785	337,500	348,500	348,500
Transfers In	0	0	0	0
Other Financing Sources and Misc.	0	0	0	0
Total Revenues	**320,017**	**339,000**	**351,200**	**350,800**
Expenditures				
Personnel	0	0	0	0
Supplies	0	0	0	0
Purchased Services	258,268	306,976	305,200	315,300
Community Prgms/Contributions	0	0	0	0
Financing Costs	21	150	150	150
Transfers Out	0	0	0	0
Capital Outlay	0	0	0	0
Miscellaneous (Extraordinary/Special)	7,896	51,874	51,874	52,000
Total Expenditures	**266,185**	**359,000**	**357,224**	**367,450**
Excess Revenues / (Net Cost to the County)	**53,832**	**(20,000)**	**(6,024)**	**(16,650)**
General Appropriation Required	**0**	**20,000**	**6,024**	**16,650**
Budget Variance	**53,832**	**0**	**13,976**	**0**

Budget Changes

Proposed Change in Funding:	There are no revenue sources for this activity.
Proposed Change in FTEs:	None.
Performance Narrative:	The key performance measurements for this activity have not been completed as of the 2016 budget adoption.
Other:	

Core Services

- Supervisor Consultations
- Risk Management Training Classes
- Risk Management Recommendations
- Attorney Consultations
- Coverage Consultations
- Property/Liability Claims Transactions
- Employee Insurance Claim Transactions
- Certificates of Insurance

Key Performance Measures

	Measure Type	2014 Actual	2015 Budget	2015 Projected	2016 Budget
Percentage cost savings as determined by value of variance between annual actuarial reserve amount vs. actual claim cost for Casualty and Property Claims.	Result	*	10%	*	*
Percent reduction in number of annual workers comp claims filed that reach the level of medical treatment.	Result	*	5%	*	*

* This key performance measure has not been completed as of the 2016 budget adoption.

Gunnison/Crested Butte Regional Airport D03

Mission Statement

The mission of the Gunnison/Crested Butte Regional Airport is to provide aviation services to residents of and visitors to the Gunnison/Crested Butte community so they can fly in a safe, secure and efficient manner to and from a facility that is a self-funded enterprise.

Airport Director

Richard Lamport
Gunnison/Crested Butte Regional Airport
519 Rio Grande Avenue
Gunnison, CO 81230
(970) 641-2304
rlamport@gunnisoncounty.org

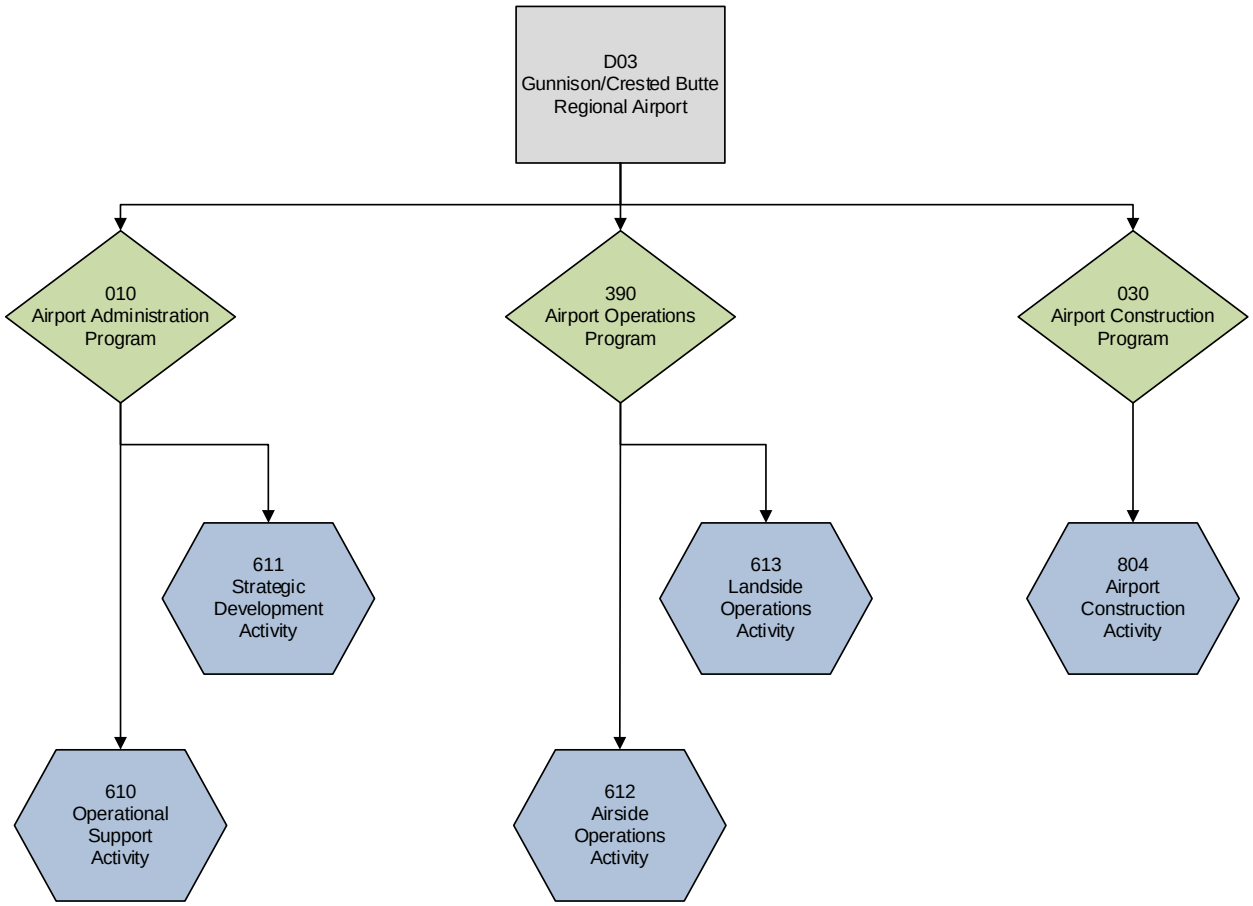

Gunnison/Crested Butte Regional Airport D03

Summary of Department Resources

	2014 Actual	2015 Budget	2015 Projected	2016 Budget
Department Specific Revenues				
Taxes	0	0	0	0
Licenses and Permits	0	0	0	0
Intergovernmental	254,689	2,504,240	3,222,355	814,314
Charges for Services	593,418	519,000	510,622	569,500
Contributions and Other Grants	0	0	0	0
Fines & Forfeitures	4,128	2,700	2,700	2,700
Investment Income	3,185	2,925	5,149	4,300
Interfund Revenues	0	0	0	0
Transfers In	106,316	1,080,000	0	0
Other Financing Sources and Misc.	1,020,255	695,623	730,757	717,845
Total Revenues	**1,981,991**	**4,804,488**	**4,471,583**	**2,108,659**
Expenditures				
Personnel	619,291	658,366	634,644	750,206
Supplies	66,575	89,670	81,291	111,070
Purchased Services	415,431	1,100,874	1,023,045	965,935
Community Prgms/Contributions	0	7,500	7,500	7,500
Financing Costs	423,692	28,118	27,860	18,120
Transfers Out	166,000	2,230,205	957,859	76,284
Capital Outlay	120,204	1,804,106	1,487,470	174,815
Miscellaneous (Extraordinary/Special)	280	0	0	0
Total Expenditures	**1,811,473**	**5,918,839**	**4,219,669**	**2,103,930**
Excess Revenues / (Net Cost to the County)	**170,518**	**(1,114,351)**	**251,914**	**4,729**
General Appropriation Required	**0**	**1,114,351**	**0**	**0**
Budget Variance	**338,304**	**0**	**1,366,265**	**0**

Department Resources Restated by Fund

Revenues				
Airport Operations Fund	1,256,750	1,153,623	1,197,264	1,226,345
Airport Construction Fund	725,241	3,650,865	3,274,319	882,314
Total Revenues	**1,981,991**	**4,804,488**	**4,471,583**	**2,108,659**
Expenditures				
Airport Operations Fund	1,143,243	1,130,606	1,098,793	1,265,763
Airport Construction Fund	668,231	4,788,233	3,120,876	838,167
Total Expenditures	**1,811,473**	**5,918,839**	**4,219,669**	**2,103,930**

010
Airport Administration Program

Purpose Statement

The purpose of the Airport Administration Program is to provide high quality support services to aviation entities, airport operations personnel, and the Gunnison/Crested Butte community so that they can benefit from an airport that is self-funded, contributes to community economic development, and is safe, secure, and efficient.

Summary of Program Resources

	2014 Actual	2015 Budget	2015 Projected	2016 Budget
Program Specific Revenues				
Taxes	0	0	0	0
Licenses and Permits	0	0	0	0
Intergovernmental	38,926	37,500	29,201	37,500
Charges for Services	33,622	25,000	32,663	25,000
Contributions and Other Grants	0	0	0	0
Fines & Forfeitures	193	200	200	200
Investment Income	2,086	2,300	2,300	2,300
Interfund Revenues	0	0	0	0
Transfers In	0	0	0	0
Other Financing Sources and Misc.	8,744	4,300	16,219	18,962
Total Revenues	**83,571**	**69,300**	**80,583**	**83,962**
Expenditures				
Personnel	140,929	138,248	128,439	145,556
Supplies	4,433	9,350	6,875	8,950
Purchased Services	82,278	89,846	88,431	89,921
Community Prgms/Contributions	0	0	0	0
Financing Costs	14	300	100	300
Transfers Out	166,000	65,862	65,862	76,284
Capital Outlay	0	0	0	0
Miscellaneous (Extraordinary/Special)	0	0	0	0
Total Expenditures	**393,654**	**303,606**	**289,707**	**321,011**
Excess Revenues / (Net Cost to the County)	**(310,083)**	**(234,306)**	**(209,124)**	**(237,049)**
General Appropriation Required	**310,083**	**234,306**	**209,124**	**237,049**
Budget Variance	**22,679**	**0**	**25,182**	**0**

610
Administrative Operational Support Activity

Purpose Statement

The purpose of the Administrative Operational Support Activity is to provide financial, administrative and logistics support to department managers so they can achieve their strategic and operation results.

Resource Summary

	2014 Actual	2015 Budget	2015 Projected	2016 Budget
Activity Specific Revenues				
Taxes	0	0	0	0
Licenses and Permits	0	0	0	0
Intergovernmental	38,926	37,500	29,201	37,500
Charges for Services	33,622	25,000	32,663	25,000
Contributions and Other Grants	0	0	0	0
Fines & Forfeitures	193	200	200	200
Investment Income	2,086	2,300	2,300	2,300
Interfund Revenues	0	0	0	0
Transfers In	0	0	0	0
Other Financing Sources and Misc.	8,744	4,300	16,219	18,962
Total Revenues	83,571	69,300	80,583	83,962
Expenditures				
Personnel	140,929	138,248	128,439	110,162
Supplies	4,433	9,350	6,875	7,850
Purchased Services	82,278	89,846	88,431	86,421
Community Prgms/Contributions	0	0	0	0
Financing Costs	14	300	100	300
Transfers Out	166,000	65,862	65,862	76,284
Capital Outlay	0	0	0	0
Miscellaneous (Extraordinary/Special)	0	0	0	0
Total Expenditures	**393,654**	**303,606**	**289,707**	**281,017**
Excess Revenues / (Net Cost to the County)	**(310,083)**	**(234,306)**	**(209,124)**	**(197,055)**
General Appropriation Required	**310,083**	**234,306**	**209,124**	**197,055**
Budget Variance	**22,679**	**0**	**25,182**	**0**

Gunnison/Crested Butte Regional Airport

Budget Changes

Proposed Change in Funding:	$14,662 or 21%.
Proposed Change in FTEs:	1.25, from increase of hours and new position.
Performance Narrative:	The airport maintained an aggressive approach to snow removal this past winter which helped to improve the completion rate of our scheduled flights, thereby improving passenger numbers. The cost of more effective snow removal will require an increase in the overall budget.
Other:	

Core Services

- Department Budget
- Grant Reports
- Training Record Updates
- Personnel Record Updates
- Accident Report Updates
- Capital Improvement Program (five-year plan)
- Annual Capital Plan
- Airline Contracts
- High-Altitude Testing Contracts
- Airport Master Plan Updates (every five years)

Key Performance Measures

	Measure Type	2014 Actual	2015 Budget	2015 Projected	2016 Budget
Number of enplanements annually.	Result	31,212	33,000	33,987	33,000
Number of daily flights.	Result	5	5	5	5

= This performance measure aligns directly with the Commissioners' Strategic Plan.

611
Strategic Development Activity

Purpose Statement

The purpose of the Strategic Development Activity is to provide marketing, planning and aviation services to the community so that it can benefit from a strategic airport alliance that will further the local and regional development and economy.

Resource Summary

	2014 Actual	2015 Budget	2015 Projected	2016 Budget
Activity Specific Revenues				
Taxes	0	0	0	0
Licenses and Permits	0	0	0	0
Intergovernmental	0	0	0	0
Charges for Services	0	0	0	0
Contributions and Other Grants	0	0	0	0
Fines & Forfeitures	0	0	0	0
Investment Income	0	0	0	0
Interfund Revenues	0	0	0	0
Transfers In	0	0	0	0
Other Financing Sources and Misc.	0	0	0	0
Total Revenues	**0**	**0**	**0**	**0**
Expenditures				
Personnel	0	0	0	35,394
Supplies	0	0	0	1,100
Purchased Services	0	0	0	3,500
Community Prgms/Contributions	0	0	0	0
Financing Costs	0	0	0	0
Transfers Out	0	0	0	0
Capital Outlay	0	0	0	0
Miscellaneous (Extraordinary/Special)	0	0	0	0
Total Expenditures	**0**	**0**	**0**	**39,994**
Excess Revenues / (Net Cost to the County)	**0**	**0**	**0**	**(39,994)**
General Appropriation Required	**0**	**0**	**0**	**39,994**
Budget Variance	**0**	**0**	**0**	**0**

Budget Changes

Proposed Change in Funding:	N/A
Proposed Change in FTEs:	N/A
Performance Narrative:	N/A
Other:	

Core Services

- N/A

Key Performance Measures

	Measure Type	2014 Actual	2015 Budget	2015 Projected	2016 Budget
N/A	N/A	N/A	N/A	N/A	N/A

** This is a new activity for the 2016 budget. Core services and Key Performance Measures are still in the process of being developed.

390
Airport Operations Program

Purpose Statement

The purpose of the Airport Operations Program is to provide high quality airport operations and maintenance services in accordance with FAA Part 139 to the community and airport users so that they can benefit from a safe and efficient aeronautical facility.

Summary of Program Resources

	2014 Actual	2015 Budget	2015 Projected	2016 Budget
Program Specific Revenues				
Taxes	0	0	0	0
Licenses and Permits	0	0	0	0
Intergovernmental	4,321	4,000	0	4,000
Charges for Services	442,531	386,000	397,959	436,500
Contributions and Other Grants	0	0	0	0
Fines & Forfeitures	3,935	2,500	2,500	2,500
Investment Income	881	500	1,684	500
Interfund Revenues	0	0	0	0
Transfers In	0	0	0	0
Other Financing Sources and Misc.	721,511	691,323	714,538	698,883
Total Revenues	**1,173,178**	**1,084,323**	**1,116,681**	**1,142,383**
Expenditures				
Personnel	478,362	520,118	506,205	604,650
Supplies	62,127	80,320	74,416	102,120
Purchased Services	178,451	214,881	199,652	225,801
Community Prgms/Contributions	0	7,500	7,500	7,500
Financing Costs	4,096	4,181	4,131	4,181
Transfers Out	0	0	0	0
Capital Outlay	26,273	0	17,182	500
Miscellaneous (Extraordinary/Special)	280	0	0	0
Total Expenditures	**749,588**	**827,000**	**809,086**	**944,752**
Excess Revenues / (Net Cost to the County)	**423,590**	**257,323**	**307,595**	**197,631**
General Appropriation Required	**0**	**0**	**0**	**0**
Budget Variance	**196,498**	**0**	**50,272**	**0**

612
Airside Operations Activity

Purpose Statement

The purpose of the Airside Operations Activity is to provide support and compliance services to all airside components of the airport so that they can benefit from a safe and compliant aeronautical facility.

Resource Summary

	2014 Actual	2015 Budget	2015 Projected	2016 Budget
Activity Specific Revenues				
Taxes	0	0	0	0
Licenses and Permits	0	0	0	0
Intergovernmental	0	0	0	4,000
Charges for Services	0	0	0	308,000
Contributions and Other Grants	0	0	0	0
Fines & Forfeitures	0	0	0	0
Investment Income	0	0	0	0
Interfund Revenues	0	0	0	0
Transfers In	0	0	0	0
Other Financing Sources and Misc.	0	0	0	123,683
Total Revenues	0	0	0	435,683
Expenditures				
Personnel	0	0	0	475,275
Supplies	0	0	0	72,220
Purchased Services	0	0	0	133,225
Community Prgms/Contributions	0	0	0	7,500
Financing Costs	0	0	0	0
Transfers Out	0	0	0	0
Capital Outlay	0	0	0	500
Miscellaneous (Extraordinary/Special)	0	0	0	0
Total Expenditures	**0**	**0**	**0**	**688,720**
Excess Revenues / (Net Cost to the County)	**0**	**0**	**0**	**(253,037)**
General Appropriation Required	**0**	**0**	**0**	**253,037**
Budget Variance	**0**	**0**	**0**	**0**

Budget Changes

Proposed Change in Funding: N/A
Proposed Change in FTEs: N/A
Performance Narrative: N/A
Other:

Core Services

- N/A

Key Performance Measures

	Measure Type	2014 Actual	2015 Budget	2015 Projected	2016 Budget
N/A	N/A	N/A	N/A	N/A	N/A

** This is a new activity for the 2016 budget. Core services and Key Performance Measures are still in the process of being developed.

613
Landside Operations Activity

Purpose Statement

The purpose of the Landside Operations Activity is to provide operations services to users of the airport so they can travel safely and securely.

Resource Summary

	2014 Actual	2015 Budget	2015 Projected	2016 Budget
Activity Specific Revenues				
Taxes	0	0	0	0
Licenses and Permits	0	0	0	0
Intergovernmental	0	0	0	0
Charges for Services	0	0	0	128,500
Contributions and Other Grants	0	0	0	0
Fines & Forfeitures	0	0	0	2,500
Investment Income	0	0	0	500
Interfund Revenues	0	0	0	0
Transfers In	0	0	0	0
Other Financing Sources and Misc.	0	0	0	575,200
Total Revenues	**0**	**0**	**0**	**706,700**
Expenditures				
Personnel	0	0	0	129,375
Supplies	0	0	0	29,900
Purchased Services	0	0	0	92,576
Community Prgms/Contributions	0	0	0	0
Financing Costs	0	0	0	4,181
Transfers Out	0	0	0	0
Capital Outlay	0	0	0	0
Miscellaneous (Extraordinary/Special)	0	0	0	0
Total Expenditures	**0**	**0**	**0**	**256,032**
Excess Revenues / (Net Cost to the County)	**0**	**0**	**0**	**450,668**
General Appropriation Required	**0**	**0**	**0**	**0**
Budget Variance	**0**	**0**	**0**	**0**

Budget Changes

Proposed Change in Funding: N/A
Proposed Change in FTEs: N/A
Performance Narrative: N/A
Other:

Core Services

- N/A

Key Performance Measures

	Measure Type	2014 Actual	2015 Budget	2015 Projected	2016 Budget
N/A	N/A	N/A	N/A	N/A	N/A

** This is a new activity for the 2016 budget. Core services and Key Performance Measures are still in the process of being developed.

620
Terminal Activity

Purpose Statement

The purpose of the Terminal Activity is to provide a safe and efficient facility to serve enplaning and deplaning passengers so they can enjoy their travels.

Resource Summary

	2014 Actual	2015 Budget	2015 Projected	2016 Budget
Activity Specific Revenues				
Taxes	0	0	0	0
Licenses and Permits	0	0	0	0
Intergovernmental	0	0	0	0
Charges for Services	134,996	128,500	108,271	0
Contributions and Other Grants	0	0	0	0
Fines & Forfeitures	3,935	2,500	2,500	0
Investment Income	881	500	1,684	0
Interfund Revenues	0	0	0	0
Transfers In	0	0	0	0
Other Financing Sources and Misc.	593,268	539,000	561,371	0
Total Revenues	**733,080**	**670,500**	**673,826**	**0**
Expenditures				
Personnel	96,002	109,107	104,703	0
Supplies	19,379	24,400	23,437	0
Purchased Services	62,311	75,326	64,026	0
Community Prgms/Contributions	0	0	0	0
Financing Costs	4,096	4,181	4,131	0
Transfers Out	0	0	0	0
Capital Outlay	21,175	0	682	0
Miscellaneous (Extraordinary/Special)	0	0	0	0
Total Expenditures	**202,963**	**213,014**	**196,979**	**0**
Excess Revenues / (Net Cost to the County)	**530,117**	**457,486**	**476,847**	**0**
General Appropriation Required	**0**	**0**	**0**	**0**
Budget Variance	**72,328**	**0**	**19,361**	**0**

** This activity has been discontinued for the 2016 budget and has merged into the Landside Operations Activity.

630
Runway and Grounds Activity

Purpose Statement

The purpose of the Runway and Grounds Activity is to provide grounds and paved surface maintenance services to the users of the Airport so they can have grounds and paved surfaces that are maintained in compliance with FAA requirements.

Resource Summary

	2014 Actual	2015 Budget	2015 Projected	2016 Budget
Activity Specific Revenues				
Taxes	0	0	0	0
Licenses and Permits	0	0	0	0
Intergovernmental	4,321	4,000	0	0
Charges for Services	166,980	130,000	155,673	0
Contributions and Other Grants	0	0	0	0
Fines & Forfeitures	0	0	0	0
Investment Income	0	0	0	0
Interfund Revenues	0	0	0	0
Transfers In	0	0	0	0
Other Financing Sources and Misc.	128,242	152,323	153,167	0
Total Revenues	**299,544**	**286,323**	**308,840**	**0**
Expenditures				
Personnel	137,596	111,379	123,102	0
Supplies	12,504	14,070	13,270	0
Purchased Services	60,553	65,727	66,401	0
Community Prgms/Contributions	0	7,500	7,500	0
Financing Costs	0	0	0	0
Transfers Out	0	0	0	0
Capital Outlay	5,098	0	0	0
Miscellaneous (Extraordinary/Special)				
Total Expenditures	**215,751**	**198,676**	**210,273**	**0**
Excess Revenues / (Net Cost to the County)	**83,793**	**87,647**	**98,567**	**0**
General Appropriation Required	**0**	**0**	**0**	**0**
Budget Variance	**29,419**	**0**	**10,920**	**0**

** This activity has been discontinued for the 2016 budget and has split between the Landside Operations Activity and the Airside Operations Activity.

640
Snow Removal Activity

Purpose Statement

The purpose of the Snow Removal Activity is to provide snow removal and condition notification services to the users of the airport so they can have safe operating conditions on runways, taxis and ramps.

Resource Summary

	2014 Actual	2015 Budget	2015 Projected	2016 Budget
Activity Specific Revenues				
Taxes	0	0	0	0
Licenses and Permits	0	0	0	0
Intergovernmental	0	0	0	0
Charges for Services	0	0	0	0
Contributions and Other Grants	0	0	0	0
Fines & Forfeitures	0	0	0	0
Investment Income	0	0	0	0
Interfund Revenues	0	0	0	0
Transfers In	0	0	0	0
Other Financing Sources and Misc.	0	0	0	0
Total Revenues	**0**	**0**	**0**	**0**
Expenditures				
Personnel	66,650	107,590	90,221	0
Supplies	21,491	24,850	24,625	0
Purchased Services	22,107	23,623	23,137	0
Community Prgms/Contributions	0	0	0	0
Financing Costs	0	0	0	0
Transfers Out	0	0	0	0
Capital Outlay	0	0	0	0
Miscellaneous (Extraordinary/Special)	0	0	0	0
Total Expenditures	**110,247**	**156,063**	**137,983**	**0**
Excess Revenues / (Net Cost to the County)	**(110,247)**	**(156,063)**	**(137,983)**	**0**
General Appropriation Required	**110,247**	**156,063**	**137,983**	**0**
Budget Variance	**22,794**	**0**	**18,080**	**0**

** This activity has been discontinued for the 2016 budget and has merged into the Airside Operations Activity.

650
Aircraft Rescue Fire Fighting (ARFF) Activity

Purpose Statement

The purpose of the Aircraft Rescue Fire Fighting Activity (ARFF) is to provide emergency fire and medical response services to users of the Airport so they can receive a response to an airfield accident within three minutes or less.

Resource Summary

	2014 Actual	2015 Budget	2015 Projected	2016 Budget
Activity Specific Revenues				
Taxes	0	0	0	0
Licenses and Permits	0	0	0	0
Intergovernmental	0	0	0	0
Charges for Services	130,639	120,000	131,055	0
Contributions and Other Grants	0	0	0	0
Fines & Forfeitures	0	0	0	0
Investment Income	0	0	0	0
Interfund Revenues	0	0	0	0
Transfers In	0	0	0	0
Other Financing Sources and Misc.	0	0	0	0
Total Revenues	**130,639**	**120,000**	**131,055**	**0**
Expenditures				
Personnel	74,751	95,337	89,445	0
Supplies	5,612	7,950	7,038	0
Purchased Services	30,754	43,115	41,623	0
Community Prgms/Contributions	0	0	0	0
Financing Costs	0	0	0	0
Transfers Out	0	0	0	0
Capital Outlay	0	0	16,000	0
Miscellaneous (Extraordinary/Special)	280	0	0	0
Total Expenditures	**111,396**	**146,402**	**154,106**	**0**
Excess Revenues / (Net Cost to the County)	**19,243**	**(26,402)**	**(23,051)**	**0**
General Appropriation Required	**0**	**26,402**	**23,051**	**0**
Budget Variance	**38,799**	**0**	**3,351**	**0**

** This activity has been discontinued for the 2016 budget and has merged into the Airside Operations Activity.

660
Wildlife Hazard Management Activity

Purpose Statement

The purpose of the Wildlife Hazard Management Activity is to provide wildlife hazard-mitigation services to users of the Airport so they can travel safe from hazards caused by wildlife.

Resource Summary

	2014 Actual	2015 Budget	2015 Projected	2016 Budget
Activity Specific Revenues				
Taxes	0	0	0	0
Licenses and Permits	0	0	0	0
Intergovernmental	0	0	0	0
Charges for Services	0	0	0	0
Contributions and Other Grants	0	0	0	0
Fines & Forfeitures	0	0	0	0
Investment Income	0	0	0	0
Interfund Revenues	0	0	0	0
Transfers In	0	0	0	0
Other Financing Sources and Misc.	0	0	0	0
Total Revenues	**0**	**0**	**0**	**0**
Expenditures				
Personnel	37,932	38,557	38,339	0
Supplies	1,385	2,800	2,425	0
Purchased Services	418	1,100	850	0
Community Prgms/Contributions	0	0	0	0
Financing Costs	0	0	0	0
Transfers Out	0	0	0	0
Capital Outlay	0	0	0	0
Miscellaneous (Extraordinary/Special)	0	0	0	0
Total Expenditures	**39,734**	**42,457**	**41,614**	**0**
Excess Revenues / (Net Cost to the County)	**(39,734)**	**(42,457)**	**(41,614)**	**0**
General Appropriation Required	**39,734**	**42,457**	**41,614**	**0**
Budget Variance	**522**	**0**	**843**	**0**

** This activity has been discontinued for the 2016 budget and has merged into the Airside Operations Activity.

670
Security Activity

Purpose Statement

The purpose of the Security Activity is to provide safety monitoring, maintenance and training services to all Airport employees and general aviation pilots so they can ensure the Airport provides a safe travel experience in compliance with FAA and Homeland Security requirements.

Resource Summary

	2014 Actual	2015 Budget	2015 Projected	2016 Budget
Activity Specific Revenues				
Taxes	0	0	0	0
Licenses and Permits	0	0	0	0
Intergovernmental	0	0	0	0
Charges for Services	9,915	7,500	2,960	0
Contributions and Other Grants	0	0	0	0
Fines & Forfeitures	0	0	0	0
Investment Income	0	0	0	0
Interfund Revenues	0	0	0	0
Transfers In	0	0	0	0
Other Financing Sources and Misc.	0	0	0	0
Total Revenues	**9,915**	**7,500**	**2,960**	**0**
Expenditures				
Personnel	65,431	58,148	60,395	0
Supplies	1,757	6,250	3,621	0
Purchased Services	2,309	5,990	3,615	0
Community Prgms/Contributions	0	0	0	0
Financing Costs	0	0	0	0
Transfers Out	0	0	0	0
Capital Outlay	0	0	500	0
Miscellaneous (Extraordinary/Special)	0	0	0	0
Total Expenditures	**69,497**	**70,388**	**68,131**	**0**
Excess Revenues / (Net Cost to the County)	**(59,582)**	**(62,888)**	**(65,171)**	**0**
General Appropriation Required	**59,582**	**62,888**	**65,171**	**0**
Budget Variance	**32,636**	**0**	**(2,283)**	**0**

** This activity has been discontinued for the 2016 budget and has merged into the Airside Operations Activity.

030
Airport Construction Program

Purpose Statement

The purpose of the Airport Construction Program is to provide for the efficient and effective management of Federal Aviation Administration and Colorado Division of Aeronautics funded airport construction projects to the users of the Airport so they can utilize an airport maintained in compliance with Federal Aviation Administration requirements.

Summary of Program Resources

	2014 Actual	2015 Budget	2015 Projected	2016 Budget
Program Specific Revenues				
Taxes	0	0	0	0
Licenses and Permits	0	0	0	0
Intergovernmental	211,442	2,462,740	3,193,154	772,814
Charges for Services	117,265	108,000	80,000	108,000
Contributions and Other Grants	0	0	0	0
Fines & Forfeitures	0	0	0	0
Investment Income	219	125	1,165	1,500
Interfund Revenues	0	0	0	0
Transfers In	106,316	1,080,000	0	0
Other Financing Sources and Misc.	290,000	0	0	0
Total Revenues	**725,241**	**3,650,865**	**3,274,319**	**882,314**
Expenditures				
Personnel	0	0	0	0
Supplies	15	0	0	0
Purchased Services	154,702	796,147	734,962	650,213
Community Prgms/Contributions	0	0	0	0
Financing Costs	419,583	23,637	23,629	13,639
Transfers Out	0	2,164,343	891,997	0
Capital Outlay	93,931	1,804,106	1,470,288	174,315
Miscellaneous (Extraordinary/Special)	0	0	0	0
Total Expenditures	**668,231**	**4,788,233**	**3,120,876**	**838,167**
Excess Revenues / (Net Cost to the County)	**57,011**	**(1,137,368)**	**153,443**	**44,147**
General Appropriation Required	**0**	**1,137,368**	**0**	**0**
Budget Variance	**119,127**	**0**	**1,290,811**	**0**

804
Airport Construction Activity

Purpose Statement

The purpose of the Airport Construction Activity is to provide for the efficient and effective management of Federal Aviation Administration and Colorado Division of Aeronautics funded airport construction projects to the users of the Airport so they can utilize an airport maintained in compliance with Federal Aviation Administration requirements.

Resource Summary

	2014 Actual	2015 Budget	2015 Projected	2016 Budget
Activity Specific Revenues				
Taxes	0	0	0	0
Licenses and Permits	0	0	0	0
Intergovernmental	211,442	2,462,740	3,193,154	772,814
Charges for Services	117,265	108,000	80,000	108,000
Contributions and Other Grants	0	0	0	0
Fines & Forfeitures	0	0	0	0
Investment Income	219	125	1,165	1,500
Interfund Revenues	0	0	0	0
Transfers In	106,316	1,080,000	0	0
Other Financing Sources and Misc.	290,000	0	0	0
Total Revenues	**725,241**	**3,650,865**	**3,274,319**	**882,314**
Expenditures				
Personnel	0	0	0	0
Supplies	15	0	0	0
Purchased Services	154,702	796,147	734,962	650,213
Community Prgms/Contributions	0	0	0	0
Financing Costs	419,583	23,637	23,629	13,639
Transfers Out	0	2,164,343	891,997	0
Capital Outlay	93,931	1,804,106	1,470,288	174,315
Miscellaneous (Extraordinary/Special)	0	0	0	0
Total Expenditures	**668,231**	**4,788,233**	**3,120,876**	**838,167**
Excess Revenues / (Net Cost to the County)	**57,011**	**(1,137,368)**	**153,443**	**44,147**
General Appropriation Required	**0**	**1,137,368**	**0**	**0**
Budget Variance	**119,127**	**0**	**1,290,811**	**0**

Gunnison/Crested Butte Regional Airport

Budget Changes

Proposed Change in Funding:	Decrease of $2,768,551.
Proposed Change in FTEs:	None.
Performance Narrative:	The airport has two AIP projects in progress.
Other:	

Core Services

- Identification and development of FAA eligible projects
- Project management of FAA funded construction projects

Key Performance Measures

	Measure Type	2014 Actual	2015 Budget	2015 Projected	2016 Budget
Percentage of projects completed on time.	Result	90%	90%	90%	90%
Percentage of projects completed within allowable budgets.	Result	100%	100%	100%	100%
Percentage of projects in compliance with FAA regulations.	Result	100%	100%	100%	100%

Mission Statement

The mission of the Assessor's Office is to accurately, fairly and equitably value all property in Gunnison County and to provide:

- The certification of values to school districts, municipalities, county government and service districts so they can establish budgets to fund public services;
- The tax warrant to the Gunnison County Treasurer so property tax bills can be delivered timely;
- The Abstract of Assessment to the State of Colorado so the administration and legislature can make informed decisions related to property taxation matters; and
- Accurate assessment and property ownership information to Gunnison County property owners so they understand and have confidence in the assessment process.

Elected Official

Kristy McFarland
221 N. Wisconsin Street, Ste. A
Gunnison, CO 81230
(970) 641-1085
assessor@gunnisoncounty.org

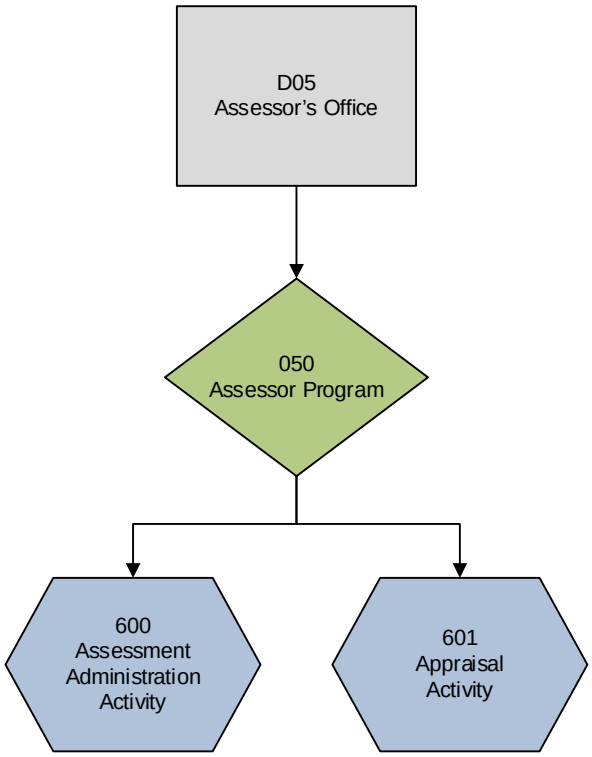

Summary of Department Resources

	2014 Actual	2015 Budget	2015 Projected	2016 Budget
Department Specific Revenues				
Taxes	0	0	0	0
Licenses and Permits	0	0	0	0
Intergovernmental	0	0	0	0
Charges for Services	7,085	10,000	10,000	10,000
Contributions and Other Grants	0	0	0	0
Fines & Forfeitures	0	0	0	0
Investment Income	0	0	0	0
Interfund Revenues	0	0	0	0
Transfers In	0	0	0	0
Other Financing Sources and Misc.	171	0	0	0
Total Revenues	**7,256**	**10,000**	**10,000**	**10,000**
Expenditures				
Personnel	685,586	745,328	744,043	740,848
Supplies	5,417	8,829	13,256	5,651
Purchased Services	115,818	129,109	121,940	125,093
Community Prgms/Contributions	0	0	0	0
Financing Costs	0	0	0	0
Transfers Out	0	0	0	0
Capital Outlay	0	0	0	0
Miscellaneous (Extraordinary/Special)	0	0	0	0
Total Expenditures	**806,820**	**883,266**	**879,239**	**871,592**
Excess Revenues / (Net Cost to the County)	**(799,565)**	**(873,266**	**(869,239)**	**(861,592)**
General Appropriation Required	**799,565**	**873,266**	**869,239**	**861,592**
Budget Variance	**44,392**	**0**	**4,027**	**0**

Department Resources Restated by Fund

Revenues				
General Fund	7,256	10,000	10,000	10,000
Total Revenues	**7,256**	**10,000**	**10,000**	**10,000**
Expenditures				
General Fund	806,820	883,266	879,239	871,592
Total Expenditures	**806,820**	**883,266**	**879,239**	**871,592**

050
Assessor's Office Program

Purpose Statement

The purpose of the Assessor's Office Program is to provide property discovery, listing, classification and valuation services to Gunnison County property owners and other interested parties so they can have the information they need to understand the property assessment process and be assured the process is fair and equitable.

Summary of Program Resources

	2014 Actual	2015 Budget	2015 Projected	2016 Budget
Program Specific Revenues				
Taxes	0	0	0	0
Licenses and Permits	0	0	0	0
Intergovernmental	0	0	0	0
Charges for Services	7,085	10,000	10,000	10,000
Contributions and Other Grants	0	0	0	0
Fines & Forfeitures	0	0	0	0
Investment Income	0	0	0	0
Interfund Revenues	0	0	0	0
Transfers In	0	0	0	0
Other Financing Sources and Misc.	171	0	0	0
Total Revenues	**7,256**	**10,000**	**10,000**	**10,000**
Expenditures				
Personnel	685,586	745,328	744,043	740,848
Supplies	5,417	8,829	13,256	5,651
Purchased Services	115,818	129,109	121,940	125,093
Community Prgms/Contributions	0	0	0	0
Financing Costs	0	0	0	0
Transfers Out	0	0	0	0
Capital Outlay	0	0	0	0
Miscellaneous (Extraordinary/Special)	0	0	0	0
Total Expenditures	**806,820**	**883,266**	**879,239**	**871,592**
Excess Revenues / (Net Cost to the County)	**(799,565)**	**(873,266**	**(869,239)**	**(861,592)**
General Appropriation Required	**799,565**	**873,266**	**869,239**	**861,592**
Budget Variance	**44,392**	**0**	**4,027**	**0**

600
Assessment Administration Activity

Purpose Statement

The purpose of the Assessment Administration Activity is to provide statutory deliverables, such as the Abstract, Certification, Tax Warrant, Notices of Valuation and Determination, etc.; maintain accurate parcel information, such as legal descriptions, mapping, districts, etc.; maintain accurate ownership information, such as owners of record, types of interest, mailing addresses, etc.; maintain personal property records, conduct field visits of businesses, mail personal property declarations; maintain property exemption information, process abatements, provide data requests and general customer support to the County Treasurer, the State, taxing entities, real estate professionals and the public so that they can establish budgets, deliver tax bills, make informed decisions, and have confidence in the assessment process.

Resource Summary

	2014 Actual	2015 Budget	2015 Projected	2016 Budget
Activity Specific Revenues				
Taxes	0	0	0	0
Licenses and Permits	0	0	0	0
Intergovernmental	0	0	0	0
Charges for Services	7,085	10,000	10,000	10,000
Contributions and Other Grants	0	0	0	0
Fines & Forfeitures	0	0	0	0
Investment Income	0	0	0	0
Interfund Revenues	0	0	0	0
Transfers In	0	0	0	0
Other Financing Sources and Misc.	171	0	0	0
Total Revenues	**7,256**	**10,000**	**10,000**	**10,000**
Expenditures				
Personnel	271,535	275,560	278,649	314,746
Supplies	3,559	3,743	5,110	2,430
Purchased Services	44,026	52,653	41,006	43,613
Community Prgms/Contributions	0	0	0	0
Financing Costs	0	0	0	0
Transfers Out	0	0	0	0
Capital Outlay	0	0	0	0
Miscellaneous (Extraordinary/Special)	0	0	0	0
Total Expenditures	**319,120**	**331,956**	**324,765**	**360,789**
Excess Revenues / (Net Cost to the County)	**(311,864)**	**(321,956)**	**(314,765)**	**(350,789)**
General Appropriation Required	**311,864**	**321,956**	**314,765**	**350,789**
Budget Variance	**3,509**	**0**	**7,191**	**0**

Budget Changes

Proposed Change in Funding:	No anticipated change in funding.
Proposed Change in FTEs:	None.
Performance Narrative:	Property owners now have the option of receiving their valuation notices online. Staff turnover in 2014 is reflected in the lower ownership records measure; 2015 and 2016 are tracking at the projected rate.
Other:	

Core Services

- Title transfers
- Parcel listing and ownership information updates
- Customer service
- Data requests
- Reports: tax roll, abstract of assessment, certification of value
- Public communications
- Senior and disabled veteran exemptions
- Abatements
- Personal Property record updates
- New business discoveries

Key Performance Measures

	Measure Type	2014 Actual	2015 Budget	2015 Projected	2016 Budget
Percentage of customers surveyed who report that the property ownership, mapping and general assessment process information they received via the internet met their needs.	Result	91.7%	95%	95%	95%
Percentage of all ownership records that are accurate, based on valid, recorded public documents.	Result	68.5%	95%	95%	95%

601
Appraisal Activity

Purpose Statement

The purpose of the Appraisal Activity is to provide real property values on a fair and equitable basis for ad valorem taxation, to honor the taxpayers' rights and allow them meaningful input into the valuation process, and to consultation services to property owners appealing their valuation so they can participate in an appeals process that is unintimidating, ensures accuracy and increases their understanding of and confidence in the process.

Resource Summary

	2014 Actual	2015 Budget	2015 Projected	2016 Budget
Activity Specific Revenues				
Taxes	0	0	0	0
Licenses and Permits	0	0	0	0
Intergovernmental	0	0	0	0
Charges for Services	0	0	0	0
Contributions and Other Grants	0	0	0	0
Fines & Forfeitures	0	0	0	0
Investment Income	0	0	0	0
Interfund Revenues	0	0	0	0
Transfers In	0	0	0	0
Other Financing Sources and Misc.	0	0	0	0
Total Revenues	**0**	**0**	**0**	**0**
Expenditures				
Personnel	414,051	469,768	465,394	426,102
Supplies	1,858	5,086	8,146	3,221
Purchased Services	71,791	76,456	80,934	81,480
Community Prgms/Contributions	0	0	0	0
Financing Costs	0	0	0	0
Transfers Out	0	0	0	0
Capital Outlay	0	0	0	0
Miscellaneous (Extraordinary/Special)	0	0	0	0
Total Expenditures	**487,701**	**551,310**	**554,474**	**510,803**
Excess Revenues / (Net Cost to the County)	**(487,701)**	**(551,310)**	**(554,474)**	**(510,803)**
General Appropriation Required	**487,701**	**551,310**	**554,474**	**510,803**
Budget Variance	**40,883**	**0**	**(3,164)**	**0**

Budget Changes

Proposed Change in Funding:	There is no funding specific to this activity.
Proposed Change in FTEs:	None.
Performance Narrative:	2016 is an intervening year – valuation reappraisals are conducted in odd-numbered years – which allows the appraisers more time to physically inspect property sales and renovations during the summer months when all roads are accessible. The number of sales and property additions or renovations have steadily increased, keeping pace with the improved economy.
Other:	

Core Services

- Property valuations
- Valuation notices and determinations
- Field visits
- Sales confirmations
- Real property record creation and updates
- Statistical analysis
- Appraisal audit
- Building permit tracking
- Agricultural use determination
- Subdivision discounting
- Property appeals

Key Performance Measures

	Measure Type	2014 Actual	2015 Budget	2015 Projected	2016 Budget
Number of recommended changes arising from the annual audit.	Result	0	0	0	0
Percentage of all sold properties that are physically inspected.	Result	80.7%	95%	95%	95%

Mission Statement

The mission of the Gunnison County Clerk and Recorder's Office is to provide motor vehicle licensing, elections, recording, and liquor licensing services to residents of Gunnison County and the general public so they can operate their vehicle legally, express their right to vote, and be assured of the ownership, history, and legacy of land, water, and natural resources.

Elected Official

Kathy Simillion
221 N. Wisconsin
Suite #C
Gunnison, CO 81230
(970) 641-1516
ksimillion@gunnisoncounty.org

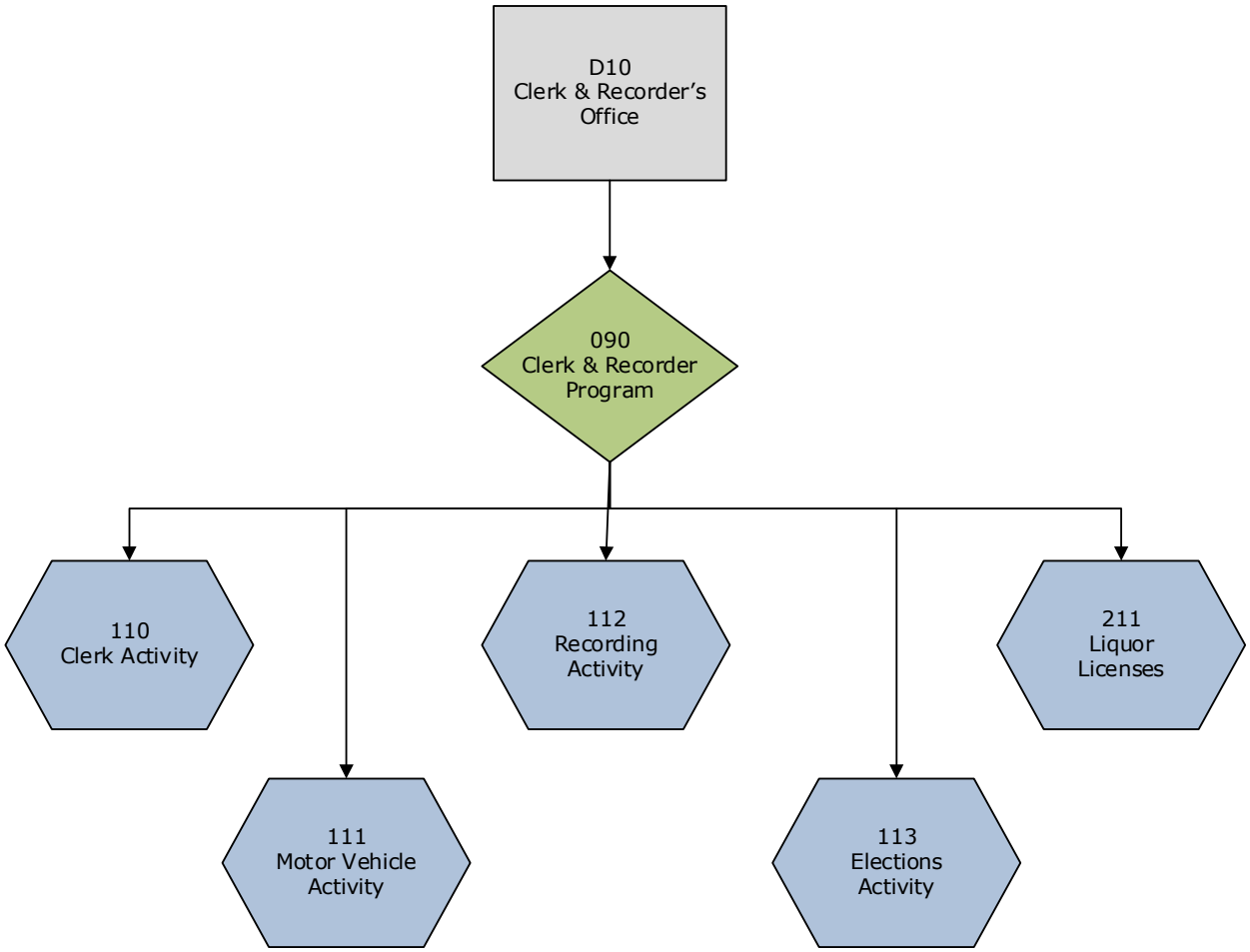

Summary of Office Resources

	2014 Actual	2015 Budget	2015 Projected	2016 Budget
Office Specific Revenues				
Taxes	0	0	0	0
Licenses and Permits	4,733	2,000	3,500	4,700
Intergovernmental	0	0	0	0
Charges for Services	402,420	365,211	403,675	364,700
Contributions and Other Grants	0	0	0	0
Fines & Forfeitures	17,980	12,000	12,000	12,000
Investment Income	0	0	0	0
Interfund Revenues	590	500	455	300
Transfers In	4,184	6,400	0	0
Other Financing Sources and Misc.	636	0	0	0
Total Revenues	**430,543**	**386,111**	**419,630**	**381,700**
Expenditures				
Personnel	525,832	507,543	490,710	523,131
Supplies	99,684	56,725	61,937	96,277
Purchased Services	93,117	102,472	105,224	109,797
Community Prgms/Contributions	0	0	0	0
Financing Costs	4,252	4,343	4,343	7,241
Transfers Out	22,060	0	0	0
Capital Outlay	4,184	6,400	6,270	174,860
Miscellaneous (Extraordinary/Special)	0	0	0	0
Total Expenditures	**749,129**	**677,483**	**668,484**	**911,306**
Excess Revenues / (Net Cost to the County)	**(318,586)**	**(291,372)**	**(248,854)**	**(529,606)**
General Appropriation Required	**318,586**	**291,372**	**248,854**	**529,606**
Budget Variance	**38,971**	**0**	**42,518**	**0**

Offices Resources Restated by Fund

Revenues				
General Fund	430,543	386,111	419,630	381,700
Total Revenues	430,543	386,111	419,630	381,700
Expenditures				
General Fund	749,129	677,483	668,484	911,306
Total Expenditures	**749,129**	**677,483**	**668,484**	**911,306**

090
Clerk & Recorder Program

Purpose Statement

The purpose of the Clerk & Recorder Program is to provide motor vehicle registration, document recording, licensing and election services to the citizens of the Gunnison County community so they can have their particular needs fulfilled in a timely, courteous and accurate manner.

Summary of Program Resources

	2014 Actual	2015 Budget	2015 Projected	2016 Budget
Program Specific Revenues				
Taxes	0	0	0	0
Licenses and Permits	4,733	2,000	3,500	4,700
Intergovernmental	0	0	0	0
Charges for Services	402,420	365,211	403,675	364,700
Contributions and Other Grants	0	0	0	0
Fines & Forfeitures	17,980	12,000	12,000	12,000
Investment Income	0	0	0	0
Interfund Revenues	590	500	455	300
Transfers In	4,184	6,400	0	0
Other Financing Sources and Misc.	636	0	0	0
Total Revenues	**430,543**	**386,111**	**419,630**	**381,700**
Expenditures				
Personnel	525,832	507,543	490,710	523,131
Supplies	99,684	56,725	61,937	96,277
Purchased Services	93,117	102,472	105,224	109,797
Community Prgms/Contributions	0	0	0	0
Financing Costs	4,252	4,343	4,343	7,241
Transfers Out	22,060	0	0	0
Capital Outlay	4,184	6,400	6,270	174,860
Miscellaneous (Extraordinary/Special)	0	0	0	0
Total Expenditures	**749,129**	**677,483**	**668,484**	**911,306**
Excess Revenues / (Net Cost to the County)	**(318,586)**	**(291,372)**	**(248,854)**	**(529,606)**
General Appropriation Required	**318,586**	**291,372**	**248,854**	**529,606**
Budget Variance	**38,971**	**0**	**42,518**	**0**

110
Clerk Activity

Purpose Statement

The purpose of the Clerk Activity is to provide consultation and licensing services to business owners in unincorporated areas of Gunnison County so they can have the information and tools they need to obtain their needed license(s).

Resource Summary

	2014 Actual	2015 Budget	2015 Projected	2016 Budget
Activity Specific Revenues				
Taxes	0	0	0	0
Licenses and Permits	4,733	2,000	3,500	0
Intergovernmental	0	0	0	0
Charges for Services	(125)	500	0	0
Contributions and Other Grants	0	0	0	0
Fines & Forfeitures	0	0	0	0
Investment Income	0	0	0	0
Interfund Revenues	0	0	0	0
Transfers In	0	0	0	0
Other Financing Sources and Misc.	0	0	0	0
Total Revenues	**4,607**	**2,500**	**3,500**	**0**
Expenditures				
Personnel	24,983	25,276	25,461	37,930
Supplies	816	1,475	1,425	1,325
Purchased Services	3,496	9,046	9,537	8,296
Community Prgms/Contributions	0	0	0	0
Financing Costs	0	0	0	0
Transfers Out	0	0	0	0
Capital Outlay	0	0	0	0
Miscellaneous (Extraordinary/Special)	0	0	0	0
Total Expenditures	**29,294**	**35,797**	**36,423**	**47,551**
Excess Revenues / (Net Cost to the County)	**(24,687)**	**(33,297)**	**(32,923)**	**(47,551)**
General Appropriation Required	**24,687**	**33,297**	**32,923**	**47,551**
Budget Variance	**1,724**	**0**	**374**	**0**

Budget Changes

Proposed Change in Funding:	Decrease of $2,500.
Proposed Change in FTEs:	None.
Performance Narrative:	We will continue to solicit and establish partnerships with municipalities and special districts within Gunnison County, which will enable us to better serve and provide the necessary customer service all entities are entitled to.
Other:	

Core Services

- Liquor tax consultations
- Sales tax consultations
- Business licensing consultations
- Liquor licenses
- Sales tax distributions

Key Performance Measures

	Measure Type	2014 Actual	2015 Budget	2015 Projected	2016 Budget
Percentage of customers who state that they received the information and tools needed to obtain their license(s).	Result	100%	100%	100%	100%
Percentage of customers who state that they are "Satisfied" or better with the service they received from the Clerk Activity.	Result	90%	80%	95%	100%

111
Motor Vehicle Activity

Purpose Statement

The purpose of the Motor Vehicle Activity is to provide title, registration and license plate services to vehicle owners in Gunnison County so they can timely and accurately satisfy their requirements for licensing their vehicle(s).

Resource Summary

	2014 Actual	2015 Budget	2015 Projected	2016 Budget
Activity Specific Revenues				
Taxes	0	0	0	0
Licenses and Permits	0	0	0	0
Intergovernmental	0	0	0	0
Charges for Services	164,454	140,000	140,000	140,000
Contributions and Other Grants	0	0	0	0
Fines & Forfeitures	17,980	12,000	12,000	12,000
Investment Income	0	0	0	0
Interfund Revenues	0	0	0	0
Transfers In	0	0	0	0
Other Financing Sources and Misc.	0	0	0	0
Total Revenues	**182,434**	**152,000**	**152,000**	**152,000**
Expenditures				
Personnel	195,087	209,689	192,671	234,889
Supplies	13,282	11,900	12,350	12,700
Purchased Services	5,262	6,690	10,395	9,318
Community Prgms/Contributions	0	0	0	0
Financing Costs	0	0	0	0
Transfers Out	0	0	0	0
Capital Outlay	0	0	0	0
Miscellaneous (Extraordinary/Special)	0	0	0	0
Total Expenditures	**213,631**	**228,279**	**215,416**	**256,907**
Excess Revenues / (Net Cost to the County)	**(31,197)**	**(76,279)**	**(63,416)**	**(104,907)**
General Appropriation Required	**31,197**	**76,279**	**63,416**	**104,907**
Budget Variance	**33,468**	**0**	**12,863**	**0**

Budget Changes

Proposed Change in Funding:	None.
Proposed Change in FTEs:	None.
Performance Narrative:	We will strive for better customer service and relationships with our Gunnison County customers, which will enable or customers to complete their transactions in a more streamline manner.
Other:	

Core Services

- Temporary License Plates
- Manufactured Home Titles
- Disabled License Plates & Placards
- Heavy Vehicle Equipment Registration & License Plates
- Name & Address Updates
- Motor Vehicle Titles
- Motor Vehicle Registrations

Key Performance Measures

	Measure Type	2014 Actual	2015 Budget	2015 Projected	2016 Budget
Percentage of customers who timely and accurately satisfy their requirements for licensing their vehicles.	Result	85%	90%	90%	90%
Percentage of customers who state that they are satisfied or better with the service they received from the Motor Vehicle office.	Result	98.9%	90%	70%	90%

112
Recording Activity

Purpose Statement

The purpose of the Recording Activity is to provide document recording services to the Gunnison County community so they can have their documents legally recorded in a timely and accurate manner.

Resource Summary

	2014 Actual	2015 Budget	2015 Projected	2016 Budget
Activity Specific Revenues				
Taxes	0	0	0	0
Licenses and Permits	0	0	0	0
Intergovernmental	0	0	0	0
Charges for Services	182,416	214,411	178,033	178,000
Contributions and Other Grants	0	0	0	0
Fines & Forfeitures	0	0	0	0
Investment Income	0	0	0	0
Interfund Revenues	590	500	455	300
Transfers In	0	6,400	0	0
Other Financing Sources and Misc.	636	0	0	0
Total Revenues	183,643	221,311	178,488	178,300
Expenditures				
Personnel	89,938	107,549	107,549	117,347
Supplies	5,836	8,150	11,083	8,452
Purchased Services	35,014	34,666	38,358	39,313
Community Prgms/Contributions	0	0	0	0
Financing Costs	4,252	4,343	4,343	7,241
Transfers Out	22,060	0	0	0
Capital Outlay	0	6,400	6,270	24,860
Miscellaneous (Extraordinary/Special)	0	0	0	0
Total Expenditures	**157,101**	**161,108**	**167,603**	**197,213**
Excess Revenues / (Net Cost to the County)	**26,542**	**60,203**	**10,885**	**(18,913)**
General Appropriation Required	**0**	**0**	**0**	**18,913**
Budget Variance	**(15,066)**	**0**	**(49,318)**	**0**

Budget Changes

Proposed Change in Funding:	Decrease of $43,011.
Proposed Change in FTEs:	None.
Performance Narrative:	We are working to assist banks and title companies with filing documents online, which should save some time and allow for the success of all performance measures.
Other:	

Core Services

- Marriage Licenses
- Recorded Document Images
- Surveyed Land Deposits
- County Commissioner Meeting Minutes
- Recorded Document Consultations

Key Performance Measures

	Measure Type	2014 Actual	2015 Budget	2015 Projected	2016 Budget
Percentage of customers who have their documents legally recorded in a timely and accurate manner when all requirements have been met by the customer.	Result	100%	100%	100%	100%
Percentage of customers who state that they are satisfied or better with the service they received from the Recording Activity.	Result	90%	100%	95%	99%

113
Elections Activity

Purpose Statement

The purpose of the Elections Activity is to provide registration and voting services to those who are eligible to vote in Gunnison County so they can successfully cast their ballot in a timely and accurate manner.

Resource Summary

	2014 Actual	2015 Budget	2015 Projected	2016 Budget
Activity Specific Revenues				
Taxes	0	0	0	0
Licenses and Permits	0	0	0	0
Intergovernmental	0	0	0	0
Charges for Services	55,675	10,300	85,642	46,700
Contributions and Other Grants	0	0	0	0
Fines & Forfeitures	0	0	0	0
Investment Income	0	0	0	0
Interfund Revenues	0	0	0	0
Transfers In	4,184	0	0	0
Other Financing Sources and Misc.	0	0	0	0
Total Revenues	**59,859**	**10,300**	**85,642**	**46,700**
Expenditures				
Personnel	215,824	165,029	165,029	125,190
Supplies	79,750	35,200	37,079	73,750
Purchased Services	49,344	52,070	46,934	52,020
Community Prgms/Contributions	0	0	0	0
Financing Costs	0	0	0	0
Transfers Out	0	0	0	0
Capital Outlay	4,184	0	0	150,000
Miscellaneous (Extraordinary/Special)	0	0	0	0
Total Expenditures	**349,102**	**252,299**	**249,042**	**400,960**
Excess Revenues / (Net Cost to the County)	**(289,243)**	**(241,999)**	**(163,400)**	**(354,260)**
General Appropriation Required	**289,243**	**241,999**	**163,400**	**354,260**
Budget Variance	**18,846**	**0**	**78,599**	**0**

Budget Changes

Proposed Change in Funding:	Increase of $36,400.
Proposed Change in FTEs:	None.
Performance Narrative:	Since we are now performing elections by mail ballot, we have decreased the number of polling places and judges that are necessary. We do not anticipate any change in performance because of this change.
Other:	

Core Services

- Ballots
- Permanent Mail-In Vote Ballots
- Overseas/Military Ballots
- Voter Registration List
- Candidate Party and Voter Consultations
- Historical Election Results

Key Performance Measures

	Measure Type	2014 Actual	2015 Budget	2015 Projected	2016 Budget
Percentage of polling place voters are able to cast their ballots in 30 minutes or less.	Result	80%	80%	90%	90%
Percentage of customers who state that they are satisfied or better with the service they received from the Election office.	Result	90%	90%	95%	95%

211
Liquor Licenses Activity

Purpose Statement

The purpose of the Liquor License Activity is to provide renewal alert, inspection, and licensing services to Gunnison County businesses and special event coordinators, so they can sell alcoholic beverages legally and under control of Gunnison County and the State of Colorado.

Resource Summary

	2014 Actual	2015 Budget	2015 Projected	2016 Budget
Activity Specific Revenues				
Taxes	0	0	0	0
Licenses and Permits	0	0	0	4,700
Intergovernmental	0	0	0	0
Charges for Services	0	0	0	0
Contributions and Other Grants	0	0	0	0
Fines & Forfeitures	0	0	0	0
Investment Income	0	0	0	0
Interfund Revenues	0	0	0	0
Transfers In	0	0	0	0
Other Financing Sources and Misc.	0	0	0	0
Total Revenues	**0**	**0**	**0**	**4,700**
Expenditures				
Personnel	0	0	0	7,775
Supplies	0	0	0	50
Purchased Services	0	0	0	850
Community Prgms/Contributions	0	0	0	0
Financing Costs	0	0	0	0
Transfers Out	0	0	0	0
Capital Outlay	0	0	0	0
Miscellaneous (Extraordinary/Special)	0	0	0	0
Total Expenditures	**0**	**0**	**0**	**8,675**
Excess Revenues / (Net Cost to the County)	**0**	**0**	**0**	**(3,975)**
General Appropriation Required	**0**	**0**	**0**	**3,975**
Budget Variance	**0**	**0**	**0**	**0**

Budget Changes

Proposed Change in Funding: N/A
Proposed Change in FTEs: N/A
Performance Narrative: N/A
Other:

Core Services

- N/A

Key Performance Measures

	Measure Type	2014 Actual	2015 Budget	2015 Projected	2016 Budget
N/A					

** This is a new activity for the 2016 budget. Core services and Key Performance Measures are still in the process of being developed.

Community Development Department D20

Mission Statement

The mission of the Community Development Department is to provide land use, building and environmental health services to property owners, developers and all community members so they can achieve a balance of economic development and environmental protection.

Department Director

Russell Forrest
221 N. Wisconsin, Ste. D
Gunnison, CO 81230
(970) 641-0360
rforrest@gunnisoncounty.org

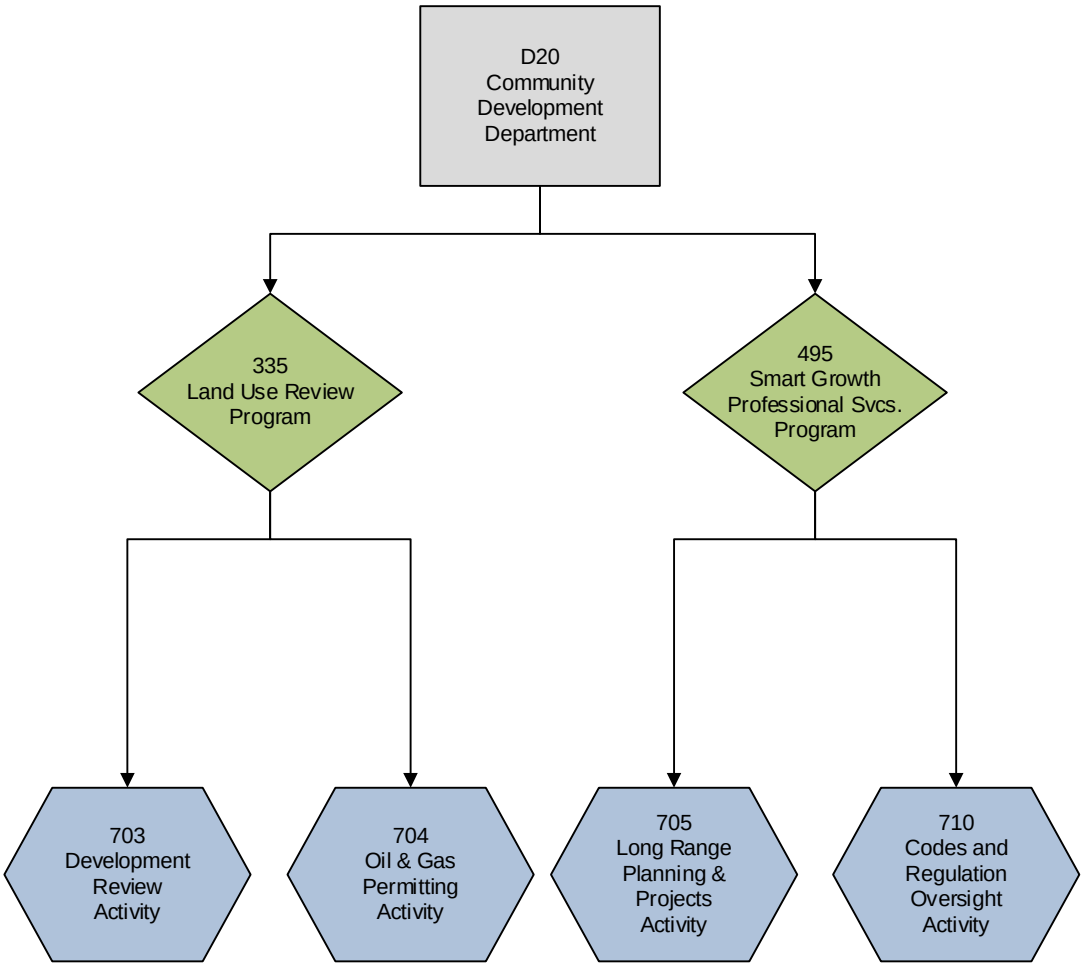

Summary of Department Resources

	2014 Actual	2015 Budget	2015 Projected	2016 Budget
Department Specific Revenues				
Taxes	0	0	0	0
Licenses and Permits	210,742	196,225	263,330	229,975
Intergovernmental	10,000	15,000	0	0
Charges for Services	22,156	27,850	29,150	21,700
Contributions and Other Grants	0	0	0	0
Fines & Forfeitures	0	0	0	0
Investment Income	0	0	0	0
Interfund Revenues	0	0	0	0
Transfers In	0	0	0	0
Other Financing Sources and Misc.	256	125	0	0
Total Revenues	**243,154**	**239,205**	**292,480**	**251,680**
Expenditures				
Personnel	527,788	546,504	562,931	570,149
Supplies	15,093	18,242	15,950	21,100
Purchased Services	134,652	179,479	176,374	212,182
Community Prgms/Contributions	0	0	0	0
Financing Costs	0	0	0	0
Transfers Out	0	0	0	0
Capital Outlay	0	0	0	0
Miscellaneous (Extraordinary/Special)	0	0	0	0
Total Expenditures	**677,533**	**744,225**	**755,255**	**803,431**
Excess Revenues / (Net Cost to the County)	**(434,379)**	**(505,020)**	**(462,775)**	**(551,751)**
General Appropriation Required	**434,379**	**505,020**	**462,775**	**551,751**
Budget Variance	**86,927**	**0**	**42,245**	**0**

Department Resources Restated by Fund

Revenues				
General Fund	243,154	239,205	292,480	251,680
Total Revenues	**243,154**	**239,205**	**292,480**	**251,680**
Expenditures				
General Fund	677,533	744,225	755,255	803,431
Total Expenditures	**677,533**	**744,225**	**755,255**	**803,431**

335
Land Use Review Program

Purpose Statement

The purpose of the Land Use Review Program is to provide development review, oil and gas and sage-grouse habitat permit review and inspection services to permit applicants and the community so they can efficiently obtain their permits and maintain a high-quality natural and built environment consistent with County codes and regulations.

Summary of Program Resources

	2014 Actual	2015 Budget	2015 Projected	2016 Budget
Program Specific Revenues				
Taxes	0	0	0	0
Licenses and Permits	210,742	196,225	263,330	229,975
Intergovernmental	10,000	15,000	0	0
Charges for Services	22,156	27,850	29,150	21,700
Contributions and Other Grants	0	0	0	0
Fines & Forfeitures	0	0	0	0
Investment Income	0	0	0	0
Interfund Revenues	0	0	0	0
Transfers In	0	0	0	0
Other Financing Sources and Misc.	256	125	0	0
Total Revenues	**243,154**	**239,205**	**292,480**	**251,680**
Expenditures				
Personnel	438,664	423,894	440,321	437,903
Supplies	15,093	18,242	15,950	21,100
Purchased Services	130,891	148,979	145,874	164,682
Community Prgms/Contributions	0	0	0	0
Financing Costs	0	0	0	0
Transfers Out	0	0	0	0
Capital Outlay	0	0	0	0
Miscellaneous (Extraordinary/Special)	0	0	0	0
Total Expenditures	**584,648**	**591,115**	**602,145**	**623,685**
Excess Revenues / (Net Cost to the County)	**(341,494)**	**(351,910)**	**(309,665)**	**(372,005)**
General Appropriation Required	**341,494**	**351,910**	**309,665**	**372,005**
Budget Variance	**93,479**	**0**	**42,245**	**0**

703
Development Review Activity

Purpose Statement

The purpose of the Development Review Activity is to provide permit review and inspection services to permit applicants and the community so they can efficiently obtain their permits to complete projects consistent with County codes and regulations.

Resource Summary

	2014 Actual	2015 Budget	2015 Projected	2016 Budget
Activity Specific Revenues				
Taxes	0	0	0	0
Licenses and Permits	205,942	193,825	254,330	220,975
Intergovernmental	0	0	0	0
Charges for Services	22,156	27,850	29,150	21,700
Contributions and Other Grants	0	0	0	0
Fines & Forfeitures	0	0	0	0
Investment Income	0	0	0	0
Interfund Revenues	0	5	0	5
Transfers In	0	0	0	0
Other Financing Sources and Misc.	256	125	0	0
Total Revenues	**228,354**	**221,805**	**283,480**	**242,680**
Expenditures				
Personnel	403,766	386,375	402,802	416,156
Supplies	15,093	16,242	13,950	19,100
Purchased Services	129,545	122,320	119,215	128,023
Community Prgms/Contributions	0	0	0	0
Financing Costs	0	0	0	0
Transfers Out	0	0	0	0
Capital Outlay	0	0	0	0
Miscellaneous (Extraordinary/Special)	0	0	0	0
Total Expenditures	**548,405**	**524,937**	**535,967**	**563,279**
Excess Revenues / (Net Cost to the County)	**(320,051)**	**(303,132)**	**(252,487)**	**(320,599)**
General Appropriation Required	**320,051**	**303,132**	**252,487**	**320,599**
Budget Variance	**80,083**	**0**	**50,645**	**0**

Budget Changes

Proposed Change in Funding:	Increase of $33,343.
Proposed Change in FTEs:	None.
Performance Narrative:	Total fees up from $133k to $200k. New construction for SF Homes and Commercial projects have increased from 2014.
Other:	

Core Services

- Building Permits
- Application and Plan Reviews
- Land-use Permits
- Oil and Gas Permits
- Board and Commission Support Services
- ISDS Permits
- Sage Grouse Reviews
- Building Inspections
- Conflict and Regulatory Violation Resolutions
- Continuous Improvement of the Development Review Process

Key Performance Measures

	Measure Type	2014 Actual	2015 Budget	2015 Projected	2016 Budget
Percentage of respondents to the biennial Citizen Survey who indicate that land use, planning and zoning services offered by Gunnison County are good or excellent.	Result	44%	50%	44%	44%
Percentage of customers who respond to the department's satisfaction survey indicate that Gunnison County planning and permitting processes are efficient, fair and proactive	Result	N/A – New Measure	65%	65%	70%

= This performance measure aligns directly with the Commissioners' Strategic Plan.

704
Oil and Gas Permitting Activity

Purpose Statement

The purpose of the Oil and Gas Permitting Activity is to provide permanent review and inspection services to permit applicants and the community so they can obtain their permits and complete their projects in compliance with County Oil and Gas Regulations.

Resource Summary

	2014 Actual	2015 Budget	2015 Projected	2016 Budget
Activity Specific Revenues				
Taxes	0	0	0	0
Licenses and Permits	4,800	2,400	9,000	9,000
Intergovernmental	10,000	15,000	0	0
Charges for Services	0	0	0	0
Contributions and Other Grants	0	0	0	0
Fines & Forfeitures	0	0	0	0
Investment Income	0	0	0	0
Interfund Revenues	0	0	0	0
Transfers In	0	0	0	0
Other Financing Sources and Misc.	0	0	0	0
Total Revenues	**14,800**	**17,400**	**9,000**	**9,000**
Expenditures				
Personnel	34,897	37,519	37,519	21,747
Supplies	0	2,000	2,000	2,000
Purchased Services	1,346	26,659	26,659	36,659
Community Prgms/Contributions	0	0	0	0
Financing Costs	0	0	0	0
Transfers Out	0	0	0	0
Capital Outlay	0	0	0	0
Miscellaneous (Extraordinary/Special)	0	0	0	0
Total Expenditures	**36,243**	**66,178**	**66,178**	**60,406**
Excess Revenues / (Net Cost to the County)	**(21,443)**	**(48,778)**	**(57,178)**	**(51,406)**
General Appropriation Required	**21,443**	**48,778**	**57,178**	**51,406**
Budget Variance	**13,396**	**0**	**(8,400)**	**0**

Budget Changes

Proposed Change in Funding:	Decrease of $6,398.
Proposed Change in FTEs:	None.
Performance Narrative:	We are currently working with COGCC to enhance our partnerships and reporting for inspections.
Other:	

Core Services

- Pre-application Permits
- Oil and Gas Permits
- Oil and Gas Inspections (in cooperation with COGCC)

Key Performance Measures

	Measure Type	2014 Actual	2015 Budget	2015 Projected	2016 Budget
Percentage of applications for oil and gas operations that are reviewed for completeness within 10 working days.	Result	100%	98%	100%	100%

495
Smart Growth Professional Services Program

Purpose Statement

The purpose of the Smart Growth Professional Services Program is to provide professional consulting, facilitation and code-development services to both Gunnison County residents and the County organization to create a high performing, prosperous and interconnected community.

Summary of Program Resources

	2014 Actual	2015 Budget	2015 Projected	2016 Budget
Program Specific Revenues				
Taxes	0	0	0	0
Licenses and Permits	0	0	0	0
Intergovernmental	0	0	0	0
Charges for Services	0	0	0	0
Contributions and Other Grants	0	0	0	0
Fines & Forfeitures	0	0	0	0
Investment Income	0	0	0	0
Interfund Revenues	0	0	0	0
Transfers In	0	0	0	0
Other Financing Sources and Misc.	0	0	0	0
Total Revenues	**0**	**0**	**0**	**0**
Expenditures				
Personnel	89,124	122,610	122,610	132,246
Supplies	0	0	0	0
Purchased Services	3,761	30,500	30,500	47,500
Community Prgms/Contributions	0	0	0	0
Financing Costs	0	0	0	0
Transfers Out	0	0	0	0
Capital Outlay	0	0	0	0
Miscellaneous (Extraordinary/Special)	0	0	0	0
Total Expenditures	**92,885**	**153,110**	**153,110**	**179,746**
Excess Revenues / (Net Cost to the County)	**(92,885)**	**(153,110)**	**(153,110)**	**(179,746)**
General Appropriation Required	**92,885**	**153,110**	**153,110**	**179,746**
Budget Variance	**(6,552)**	**0**	**0**	**0**

705
Long-Range Planning and Projects Activity

Purpose Statement

The purpose of the Long-range Planning and Projects Activity is to provide professional consulting, facilitation and policy services to the County to create a high-performing, prosperous and interconnected community.

Resource Summary

	2014 Actual	2015 Budget	2015 Projected	2016 Budget
Activity Specific Revenues				
Taxes	0	0	0	0
Licenses and Permits	0	0	0	0
Intergovernmental	0	0	0	0
Charges for Services	0	0	0	0
Contributions and Other Grants	0	0	0	0
Fines & Forfeitures	0	0	0	0
Investment Income	0	0	0	0
Interfund Revenues	0	0	0	0
Transfers In	0	0	0	0
Other Financing Sources and Misc.	0	0	0	0
Total Revenues	**0**	**0**	**0**	**0**
Expenditures				
Personnel	65,980	93,499	93,499	101,929
Supplies	0	0	0	0
Purchased Services	1,761	25,500	25,500	42,500
Community Prgms/Contributions	0	0	0	0
Financing Costs	0	0	0	0
Transfers Out	0	0	0	0
Capital Outlay	0	0	0	0
Miscellaneous (Extraordinary/Special)	0	0	0	0
Total Expenditures	**67,741**	**118,999**	**118,999**	**144,429**
Excess Revenues / (Net Cost to the County)	**(67,741)**	**(118,999)**	**(118,999)**	**(144,429)**
General Appropriation Required	**67,741**	**118,999**	**118,999**	**144,429**
Budget Variance	**(2,425)**	**0**	**0**	**0**

Budget Changes

Proposed Change in Funding:	Increase of $2,182.
Proposed Change in FTEs:	None.
Performance Narrative:	On budget for OVPP (One Valley Prosperity Project), supporting Airport Master Plan, Better City Project resulting in feasibility studies for ICE House and City of Gunnison main street.
Other:	

Core Services

- Comprehensive and Master Planning Services
- Economic Development Leadership Services
- Environmental Sustainability Services
- Facilitations
- Community Policy Development

Key Performance Measures

	Measure Type	2014 Actual	2015 Budget	2015 Projected	2016 Budget
Percentage of strategic results outlined in the BOCC Strategic Plan that Community Development is responsible for leading are, and are due, that are complete.	Result	100%	100%	100%	100%

= This performance measure aligns directly with the Commissioners' Strategic Plan.

710
Codes and Regulation Oversight Activity

Purpose Statement

The purpose of the Codes and Regulation Oversight Activity is to provide code and regulation services to the community so they can efficiently promote and maintain the economy, environment, public health, safety and welfare consistent with community values.

Resource Summary

	2014 Actual	2015 Budget	2015 Projected	2016 Budget
Activity Specific Revenues				
Taxes	0	0	0	0
Licenses and Permits	0	0	0	0
Intergovernmental	0	0	0	0
Charges for Services	0	0	0	0
Contributions and Other Grants	0	0	0	0
Fines & Forfeitures	0	0	0	0
Investment Income	0	0	0	0
Interfund Revenues	0	0	0	0
Transfers In	0	0	0	0
Other Financing Sources and Misc.	0	0	0	0
Total Revenues	**0**	**0**	**0**	**0**
Expenditures				
Personnel	23,144	29,111	29,111	30,317
Supplies	0	0	0	0
Purchased Services	2,000	5,000	5,000	5,000
Community Prgms/Contributions	0	0	0	0
Financing Costs	0	0	0	0
Transfers Out	0	0	0	0
Capital Outlay	0	0	0	0
Miscellaneous (Extraordinary/Special)	0	0	0	0
Total Expenditures	**25,144**	**34,111**	**34,111**	**35,317**
Excess Revenues / (Net Cost to the County)	**(25,144)**	**(34,111)**	**(34,111)**	**(35,317)**
General Appropriation Required	**25,144**	**34,111**	**34,111**	**35,317**
Budget Variance	**(4,127)**	**0**	**0**	**0**

Budget Changes

Proposed Change in Funding:	Increase of $580.
Proposed Change in FTEs:	None.
Performance Narrative:	We completed the geothermal regulations, provided frame work for impact fees, and made several changes to the Gunnison County Land Use Resolution.
Other:	

Core Services

- Amendments to International Codes, as Amended and Adopted by Gunnison County
- Amendments to Gunnison County Individual Sewage Disposal System Regulations
- Amendments to Gunnison County Land Use Resolution
- Amendments to Gunnison County Special Development Project Regulations
- Amendments to Gunnison County Regulations for Oil and Gas Operations
- Amendments to Gold Basin Industrial Park Regulations
- Amendments to Crested Butte South Special Area Regulations
- Amendments to North Fork Valley Coal Regulations
- Amendments to Gunnison Corridor Plan

Key Performance Measures

	Measure Type	2014 Actual	2015 Budget	2015 Projected	2016 Budget
Number of annual recommendations to the applicable decision making body for improvements to both Master Plans, Land Use Regulations, ISDS regulations and Oil and Gas Regulations to improve the implementation of county goals and efficiency in the development review process for our customers.	Result	5	5	4	4

= This performance measure aligns directly with the Commissioners' Strategic Plan.

Mission Statement

The mission of the Coroner's Office is to provide investigation, identification, communication and record keeping services to the Gunnison County community and the relatives of the deceased so they can have the manner and cause of unexpected and unattended deaths determined in a timely manner.

Elected Official

Frank Vader
106 S. Taylor Street, #2
Gunnison, CO 81230
(970) 641-9213
fvader@gunnisoncounty.org

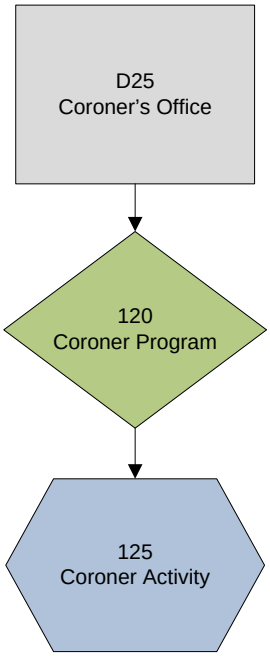

Summary of Department Resources

	2014 Actual	2015 Budget	2015 Projected	2016 Budget
Department Specific Revenues				
Taxes	0	0	0	0
Licenses and Permits	0	0	0	0
Intergovernmental	0	0	0	0
Charges for Services	0	0	0	0
Contributions and Other Grants	0	0	0	0
Fines & Forfeitures	0	0	0	0
Investment Income	0	0	0	0
Interfund Revenues	0	0	0	0
Transfers In	0	0	0	0
Other Financing Sources and Misc.	6	0	0	0
Total Revenues	**6**	**0**	**0**	**0**
Expenditures				
Personnel	48,120	52,023	52,180	64,746
Supplies	3,312	2,675	4,594	2,725
Purchased Services	13,357	18,169	18,882	24,092
Community Prgms/Contributions	0	0	0	0
Financing Costs	0	0	0	0
Transfers Out	0	0	0	0
Capital Outlay	0	0	0	0
Miscellaneous (Extraordinary/Special)	15,140	19,250	16,461	19,096
Total Expenditures	**84,928**	**92,117**	**92,117**	**110,659**
Excess Revenues / (Net Cost to the County)	**(84,922)**	**(92,117)**	**(92,117)**	**(110,659)**
General Appropriation Required	**84,922**	**92,117**	**92,117**	**110,659**
Budget Variance	**8,392**	**0**	**0**	**0**

Department Resources Restated by Fund

Revenues				
General Fund	6	0	0	0
Total Revenues	**6**	**0**	**0**	**0**
Expenditures				
General Fund	84,928	92,117	92,117	110,659
Total Expenditures	**84,928**	**92,117**	**92,117**	**110,659**

120
Coroner Program

Purpose Statement

The purpose of the Coroner Program is to provide investigation, identification, communication and record keeping services to the Gunnison County community and the relatives of the deceased so they can have the manner and cause of unexpected and unattended deaths determined in a timely manner.

Summary of Program Resources

	2014 Actual	2015 Budget	2015 Projected	2016 Budget
Program Specific Revenues				
Taxes	0	0	0	0
Licenses and Permits	0	0	0	0
Intergovernmental	0	0	0	0
Charges for Services	0	0	0	0
Contributions and Other Grants	0	0	0	0
Fines & Forfeitures	0	0	0	0
Investment Income	0	0	0	0
Interfund Revenues	0	0	0	0
Transfers In	0	0	0	0
Other Financing Sources and Misc.	6	0	0	0
Total Revenues	**6**	**0**	**0**	**0**
Expenditures				
Personnel	48,120	52,023	52,180	64,746
Supplies	3,312	2,675	4,594	2,725
Purchased Services	13,357	18,169	18,882	24,092
Community Prgms/Contributions	0	0	0	0
Financing Costs	0	0	0	0
Transfers Out	0	0	0	0
Capital Outlay	0	0	0	0
Miscellaneous (Extraordinary/Special)	15,140	19,250	16,461	19,096
Total Expenditures	**84,928**	**92,117**	**92,117**	**110,659**
Excess Revenues / (Net Cost to the County)	**(84,922)**	**(92,117)**	**(92,117)**	**(110,659)**
General Appropriation Required	**84,922**	**92,117**	**92,117**	**110,659**
Budget Variance	**8,392**	**0**	**0**	**0**

125
Coroner Activity

Purpose Statement

The purpose of the Coroner Activity is to provide investigation, identification, communication and record keeping services to the Gunnison County community and the relatives of the deceased so they can have the manner and cause of unexpected and unattended deaths determined in a timely manner.

Resource Summary

	2014 Actual	2015 Budget	2015 Projected	2016 Budget
Activity Specific Revenues				
Taxes	0	0	0	0
Licenses and Permits	0	0	0	0
Intergovernmental	0	0	0	0
Charges for Services	0	0	0	0
Contributions and Other Grants	0	0	0	0
Fines & Forfeitures	0	0	0	0
Investment Income	0	0	0	0
Interfund Revenues	0	0	0	0
Transfers In	0	0	0	0
Other Financing Sources and Misc.	6	0	0	0
Total Revenues	**6**	**0**	**0**	**0**
Expenditures				
Personnel	48,120	52,023	52,180	64,746
Supplies	3,312	2,675	4,594	2,725
Purchased Services	13,357	18,169	18,882	24,092
Community Prgms/Contributions	0	0	0	0
Financing Costs	0	0	0	0
Transfers Out	0	0	0	0
Capital Outlay	0	0	0	0
Miscellaneous (Extraordinary/Special)	15,140	19,250	16,461	19,096
Total Expenditures	**84,928**	**92,117**	**92,117**	**110,659**
Excess Revenues / (Net Cost to the County)	**(84,922)**	**(92,117)**	**(92,117)**	**(110,659)**
General Appropriation Required	**84,922**	**92,117**	**92,117**	**110,659**
Budget Variance	**8,392**	**0**	**0**	**0**

Budget Changes

Proposed Change in Funding:	This activity receives no specific funding.
Proposed Change in FTEs:	0.35, from increasing part time hours.
Performance Narrative:	We will strive to provide timely and high quality service to the community.
Other:	

Core Services

- Manner and Cause of Death Determinations
- Scene Investigation Reports
- Next-of-kin Notifications
- Positive Identifications
- Death Certificates
- Death Investigation Reports

Key Performance Measures

	Measure Type	2014 Actual	2015 Budget	2015 Projected	2016 Budget
Percentage of responses to the scene that are within 43 minutes or less.	Result	85%	65%	65%	66%
Percentage of death certificates filed within five days of death without the cause and manner of death as "pending".	Result	98%	96%	95%	96%

County Attorney Department D30

Mission Statement

The mission of the County Attorney's Office is to provide legal advice, counsel and support of policies to the Board of County Commissioners (BOCC), other elected and appointed officials, commissions and departments as directed by the BOCC so they can understand the full extent and limits of their legal authorities and act within those authorities.

Department Director

David Baumgarten
200 E. Virginia Avenue
Gunnison, CO 81230
(970) 641-5300
dbaumgarten@gunnisoncounty.org

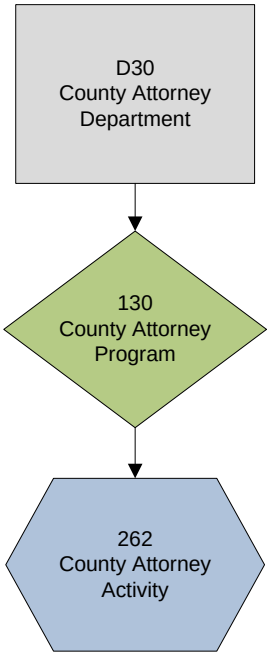

County Attorney Department D30

Summary of Department Resources

	2014 Actual	2015 Budget	2015 Projected	2016 Budget
Department Specific Revenues				
Taxes	0	0	0	0
Licenses and Permits	0	0	0	0
Intergovernmental	0	0	0	0
Charges for Services	270	4,150	4,150	4,150
Contributions and Other Grants	0	0	0	0
Fines & Forfeitures	0	0	0	0
Investment Income	331	250	350	350
Interfund Revenues	0	0	0	0
Transfers In	85,184	98,000	98,000	98,000
Other Financing Sources and Misc.	97	0	0	0
Total Revenues	**85,882**	**102,400**	**102,500**	**102,500**
Expenditures				
Personnel	495,205	563,805	503,616	542,097
Supplies	9,746	8,169	8,252	8,220
Purchased Services	73,622	56,588	102,254	95,641
Community Prgms/Contributions	0	0	0	0
Financing Costs	0	0	0	0
Transfers Out	0	0	0	0
Capital Outlay	0	0	0	0
Miscellaneous (Extraordinary/Special)	0	0	0	0
Total Expenditures	**578,574**	**628,562**	**614,122**	**645,958**
Excess Revenues / (Net Cost to the County)	**(492,691)**	**(526,162)**	**(511,622)**	**(543,458)**
General Appropriation Required	**492,691**	**526,162**	**511,622**	**543,458**
Budget Variance	**(4,521)**	**0**	**14,540**	**0**

Department Resources Restated by Fund

Revenues				
General Fund	85,882	102,400	102,500	102,500
Total Revenues	**85,882**	**102,400**	**102,500**	**102,500**
Expenditures				
General Fund	578,574	628,562	614,122	645,958
Total Expenditures	**578,574**	**628,562**	**614,122**	**645,958**

130
County Attorney Program

Purpose Statement

The purpose of the County Attorney Program is to provide legal advice, counsel and policy support services to the Board of County Commissioners, other elected officials and appointed officials, commissions and departments as directed by the Board so they can take action and make decisions in a timely manner consistent with the law and County policy.

Summary of Program Resources

	2014 Actual	2015 Budget	2015 Projected	2016 Budget
Program Specific Revenues				
Taxes	0	0	0	0
Licenses and Permits	0	0	0	0
Intergovernmental	0	0	0	0
Charges for Services	270	4,150	4,150	4,150
Contributions and Other Grants	0	0	0	0
Fines & Forfeitures	0	0	0	0
Investment Income	331	250	350	350
Interfund Revenues	0	0	0	0
Transfers In	85,184	98,000	98,000	98,000
Other Financing Sources and Misc.	97	0	0	0
Total Revenues	**85,882**	**102,400**	**102,500**	**102,500**
Expenditures				
Personnel	495,205	563,805	503,616	542,097
Supplies	9,746	8,169	8,252	8,220
Purchased Services	73,622	56,588	102,254	95,641
Community Prgms/Contributions	0	0	0	0
Financing Costs	0	0	0	0
Transfers Out	0	0	0	0
Capital Outlay	0	0	0	0
Miscellaneous (Extraordinary/Special)	0	0	0	0
Total Expenditures	**578,574**	**628,562**	**614,122**	**645,958**
Excess Revenues / (Net Cost to the County)	**(492,691)**	**(526,162)**	**(511,622)**	**(543,458)**
General Appropriation Required	**492,691**	**526,162**	**511,622**	**543,458**
Budget Variance	**(4,521)**	**0**	**14,540**	**0**

262
County Attorney Activity

Purpose Statement

The purpose of the County Attorney Activity is to provide legal advice, counsel and policy support services to the Board of County Commissioners, other elected officials and appointed officials, commissions and departments as directed by the Board so they can take action and make decisions in a timely manner consistent with the law and County policy.

Resource Summary

	2014 Actual	2015 Budget	2015 Projected	2016 Budget
Activity Specific Revenues				
Taxes	0	0	0	0
Licenses and Permits	0	0	0	0
Intergovernmental	0	0	0	0
Charges for Services	270	4,150	4,150	4,150
Contributions and Other Grants	0	0	0	0
Fines & Forfeitures	0	0	0	0
Investment Income	331	250	350	350
Interfund Revenues	0	0	0	0
Transfers In	85,184	98,000	98,000	98,000
Other Financing Sources and Misc.	97	0	0	0
Total Revenues	**85,882**	**102,400**	**102,500**	**102,500**
Expenditures				
Personnel	495,205	563,805	503,616	542,097
Supplies	9,746	8,169	8,252	8,220
Purchased Services	73,622	56,588	102,254	95,641
Community Prgms/Contributions	0	0	0	0
Financing Costs	0	0	0	0
Transfers Out	0	0	0	0
Capital Outlay	0	0	0	0
Miscellaneous (Extraordinary/Special)	0	0	0	0
Total Expenditures	**578,574**	**628,562**	**614,122**	**645,958**
Excess Revenues / (Net Cost to the County)	**(492,691)**	**(526,162)**	**(511,622)**	**(543,458)**
General Appropriation Required	**492,691**	**526,162**	**511,622**	**543,458**
Budget Variance	**(4,521)**	**0**	**14,540**	**0**

Budget Changes

Proposed Change in Funding:	The office expects an increase in expenditures this coming year due to some personnel litigation as well as continued litigation on the Gunnison Sage Grouse. Defense of the personnel actions will ensure quality representations to County citizens by the employees and the Sage Grouse litigation will preserve our business, agriculture and recreational uses within the County as well as the overall quality of life for our citizens.
Proposed Change in FTEs:	None.
Proposed Change in Performance:	Performance will continue at its current level. The County Attorney's Office will continue to provide quality legal services to the BoCC and departments within the County in a manner that is accurate, quick and efficient. The goal is to reduce County liability as much as possible through legal advice and guidance and further the BoCC's initiatives.
Other:	

Core Services

- Formal legal opinions (written and oral)
- Informal legal opinions (written and oral)
- Problem solving consultations
- Coalition building initiatives
- Joint policy advocacy initiatives (County Manager)
- Continuity of Service initiative

Key Performance Measures

	Measure Type	2014 Actual	2015 Budget	2015 Projected	2016 Budget
Percentage of contracts, Board agenda items and policies that are reviewed by the CAO within five working days of receipt.	Result	97%	95%	95%	95%
Percentage of contracts, Board agenda items and policies reviewed by the CAO that do not result in significant judgments against the County.	Result	New Measure	99%	99%	99%
Percentage of code/regulatory/policy reviews that do not result in declaratory or financial	Result	New Measure	99%	99%	99%

judgments against the County.

Emergency Management Department D35

Mission Statement

The mission of the Emergency Management Department is to provide comprehensive emergency management program services to Gunnison County agencies, first responders and citizens so they have the necessary tools, information and assistance to develop and implement effective mitigation, preparedness, activities, and response and recovery plans.

Department Director

Scott Morrill
510 W. Bidwell Avenue
Gunnison, CO 81230
(970) 641-2481
smorrill@gunnisoncounty.org

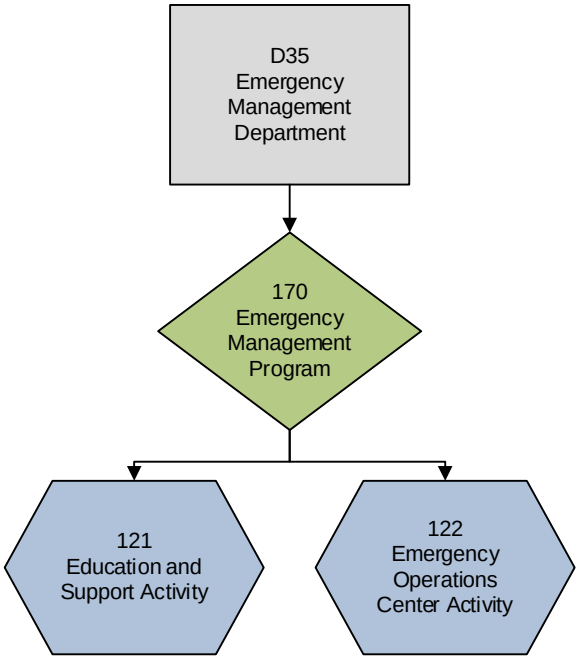

Emergency Management Department D35

Summary of Department Resources

	2014 Actual	2015 Budget	2015 Projected	2016 Budget
Department Specific Revenues				
Taxes	0	0	0	0
Licenses and Permits	0	0	0	0
Intergovernmental	110,399	75,646	80,420	80,465
Charges for Services	1,212	0	347	0
Contributions and Other Grants	826	0	0	0
Fines & Forfeitures	0	0	0	0
Investment Income	0	0	0	0
Interfund Revenues	0	0	0	0
Transfers In	0	0	0	0
Other Financing Sources and Misc.	0	0	0	0
Total Revenues	**112,468**	**75,646**	**80,767**	**80,465**
Expenditures				
Personnel	89,810	119,167	118,177	123,520
Supplies	5,242	2,553	3,911	3,326
Purchased Services	57,132	62,743	64,887	68,264
Community Prgms/Contributions	0	0	0	0
Financing Costs	0	0	0	0
Transfers Out	0	0	0	0
Capital Outlay	23,242	0	548	0
Miscellaneous (Extraordinary/Special)	0	0	0	0
Total Expenditures	**175,426**	**184,463**	**187,523**	**195,110**
Excess Revenues / (Net Cost to the County)	**(62,958)**	**(108,817)**	**(106,756)**	**(114,645)**
General Appropriation Required	**62,958**	**108,817**	**106,756**	**114,645**
Budget Variance	**33,765**	**0**	**2,061**	**0**

Department Resources Restated by Fund

Revenues				
General Fund	112,468	75,646	80,767	80,465
Total Revenues	**112,468**	**75,646**	**80,767**	**80,465**
Expenditures				
General Fund	175,426	184,463	187,523	195,110
Total Expenditures	**175,426**	**184,463**	**187,523**	**195,110**

170
Emergency Management Program

Purpose Statement

The purpose of the Emergency Management Program is to provide mitigation, preparedness, response and recovery information services to the public, County departments and first responders so that they can effectively prepare for and respond to emergencies.

Summary of Program Resources

	2014 Actual	2015 Budget	2015 Projected	2016 Budget
Program Specific Revenues				
Taxes	0	0	0	0
Licenses and Permits	0	0	0	0
Intergovernmental	110,399	75,646	80,420	80,465
Charges for Services	1,212	0	347	0
Contributions and Other Grants	826	0	0	0
Fines & Forfeitures	0	0	0	0
Investment Income	0	0	0	0
Interfund Revenues	0	0	0	0
Transfers In	0	0	0	0
Other Financing Sources and Misc.	0	0	0	0
Total Revenues	**112,468**	**75,646**	**80,767**	**80,465**
Expenditures				
Personnel	89,810	119,167	118,177	123,520
Supplies	5,242	2,553	3,911	3,326
Purchased Services	57,132	62,743	64,887	68,264
Community Prgms/Contributions	0	0	0	0
Financing Costs	0	0	0	0
Transfers Out	0	0	0	0
Capital Outlay	23,242	0	548	0
Miscellaneous (Extraordinary/Special)	0	0	0	0
Total Expenditures	**175,426**	**184,463**	**187,523**	**195,110**
Excess Revenues / (Net Cost to the County)	**(62,958)**	**(108,817)**	**(106,756)**	**(114,645)**
General Appropriation Required	**62,958**	**108,817**	**106,756**	**114,645**
Budget Variance	**33,765**	**0**	**2,061**	**0**

121
Education and Support Activity

Purpose Statement

The purpose of the Education and Support Activity is to provide preparedness and emergency information to the public, county personnel and first responders so they can successfully prepare for, manage and recover from emergencies.

Resource Summary

	2014 Actual	2015 Budget	2015 Projected	2016 Budget
Activity Specific Revenues				
Taxes	0	0	0	0
Licenses and Permits	0	0	0	0
Intergovernmental	87,407	54,260	56,250	56,250
Charges for Services	0	0	0	0
Contributions and Other Grants	0	0	0	0
Fines & Forfeitures	0	0	0	0
Investment Income	0	0	0	0
Interfund Revenues	0	0	0	0
Transfers In	0	0	0	0
Other Financing Sources and Misc.	23	0	0	0
Total Revenues	**87,430**	**54,260**	**56,250**	**56,250**
Expenditures				
Personnel	66,450	88,456	88,443	92,041
Supplies	1,636	1,718	1,428	1,618
Purchased Services	33,383	28,986	29,912	34,235
Community Prgms/Contributions	0	0	0	0
Financing Costs	0	0	0	0
Transfers Out	0	0	0	0
Capital Outlay	23,242	0	0	0
Miscellaneous (Extraordinary/Special)	0	0	0	0
Total Expenditures	**125,011**	**119,160**	**119,783**	**127,894**
Excess Revenues / (Net Cost to the County)	**(37,581)**	**(64,900)**	**(63,533)**	**(71,644)**
General Appropriation Required	**37,581**	**64,900**	**63,533**	**71,644**
Budget Variance	**18,032**	**0**	**1,367**	**0**

Budget Changes

Proposed Change in Funding:	$1,990 or 3.67%.
Proposed Change in FTEs:	None.
Performance Narrative:	The Education and Support activity has increased public service announcements (PSAs) by utilizing the Emergency Management Facebook page and the Notify Me feature on the Gunnison County website. Emergency Management has been more aggressive about Emergency Preparedness PSAs. The annual target for PSAs is 12; we are anticipating the end-of-year amount will be greater than 100 PSAs provided. Emergency Management is in the process of developing and updating Continuity of Operations plans for several departments. Due to turn over, it has been a challenge to engage some departments designated in the first few "phases" of the timeline. Emergency Management anticipates reaching the annual goal of six completed by January 2016.
Other:	

Core Services

- Education Presentations
- National Incident Management System (NIMS) Training Coordination
- Preparedness Awareness Presentations and Announcements
- Equipment Grants Administration and Procurement
- Committee Facilitations
- Needs Assessments
- Risk Assessments
- Emergency Response Exercises
- Continuity of Operation Plan Consultations
- Emergency Planning Committee Facilitations

Key Performance Measures

	Measure Type	2014 Actual	2015 Budget	2015 Projected	2016 Budget
Percentage of respondents to the biennial Citizen Survey indicate that emergency preparedness services offered by Gunnison County are good or excellent.	Result	67%	74%	57%	57%

122
Emergency Operations Center

Purpose Statement

The purpose of the Emergency Operations Center Activity is to provide coordination and emergent informational support services to first responders, County departments, and the public so that they can successfully manage emergency incidents.

Resource Summary

	2014 Actual	2015 Budget	2015 Projected	2016 Budget
Activity Specific Revenues				
Taxes	0	0	0	0
Licenses and Permits	0	0	0	0
Intergovernmental	22,992	21,386	24,170	24,215
Charges for Services	1,212	0	347	0
Contributions and Other Grants	826	0	0	0
Fines & Forfeitures	0	0	0	0
Investment Income	0	0	0	0
Interfund Revenues	0	0	0	0
Transfers In	0	0	0	0
Other Financing Sources and Misc.	8	0	0	0
Total Revenues	**25,038**	**21,386**	**24,517**	**24,215**
Expenditures				
Personnel	23,360	30,711	29,734	31,479
Supplies	3,606	835	2,483	1,708
Purchased Services	23,449	33,757	34,975	34,029
Community Prgms/Contributions	0	0	0	0
Financing Costs	0	0	0	0
Transfers Out	0	0	0	0
Capital Outlay	0	0	548	0
Miscellaneous (Extraordinary/Special)	0	0	0	0
Total Expenditures	**50,415**	**65,303**	**67,740**	**67,216**
Excess Revenues / (Net Cost to the County)	**(25,377)**	**(43,917)**	**(43,223)**	**(43,001)**
General Appropriation Required	**25,377**	**43,917**	**43,223**	**43,001**
Budget Variance	**15,733**	**0**	**694**	**0**

Budget Changes

Proposed Change in Funding:	$2,829 or 13.23%.
Proposed Change in FTEs:	None.
Performance Narrative:	The Emergency Operations Center (EOC) activity has demonstrated in real EOC activations that 100% of occur within 10 minutes of the request. We will continue to strive to provide exceptional service to first responders and the public by having the EOC activated in a timely manner. We anticipate exceeding the annual target of 90% by January 2016. The percentage of public warning messages that are sent within 8 minutes of receiving the request has a lower projection due to a technical error during an activation. We anticipate achieving the annual target of 90% by January 2016.
Other:	

Core Services

- Emergency Operations Center (EOC) Management
- Emergency Operations Center Activations
- Public Warnings / Notifications
- Evacuation Coordinations
- Out-of-Area Resource Coordinations
- Emergency Reception Areas and Shelter Coordinations
- Recovery Coordinations
- Long Term Operational Plans
- State and Federal Liaisons

Key Performance Measures

	Measure Type	2014 Actual	2015 Budget	2015 Projected	2016 Budget
Percentage of public warning messages that are sent within 8 minutes of receiving the request. *(Note: Up through 2014, this was measured in 10 minutes, and it was changed to 8 minutes in 2015.)*	Result	100%	90%	66.7%	90%
Percentage of functional activations of the EOC that occur within 20 minutes of the activation request. *(Note: Up through 2014, this was measured in 20 minutes, and it was changed to 10 minutes in 2015.)*	Result	100%	90%	100%	90%

Mission Statement

The mission of the Colorado State University Extension Office is to provide education, youth development and community development services to the members of the Gunnison community so they can increase their application of research-based knowledge to better their quality of life.

Director

Eric McPhail
275 S. Spruce St.
Gunnison, CO 81230
(970) 641-1260
gunnison@mail.ext.colostate.edu

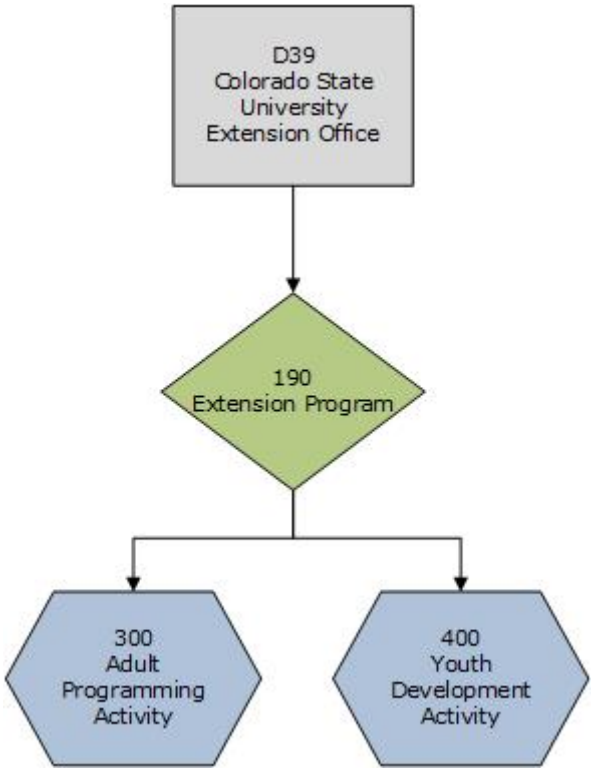

Summary of Resources

	2014 Actual	2015 Budget	2015 Projected	2016 Budget
Specific Revenues				
Taxes	0	0	0	0
Licenses and Permits	0	0	0	0
Intergovernmental	0	0	0	0
Charges for Services	0	0	0	0
Contributions and Other Grants	0	0	0	0
Fines & Forfeitures	0	0	0	0
Investment Income	0	0	0	0
Interfund Revenues	0	0	0	0
Transfers In	0	0	0	0
Other Financing Sources and Misc.	0	0	0	0
Total Revenues	**0**	**0**	**0**	**0**
Expenditures				
Personnel	79,479	88,441	88,600	88,837
Supplies	6,951	9,965	12,200	12,100
Purchased Services	87,987	93,157	83,899	91,465
Community Prgms/Contributions	0	0	0	0
Financing Costs	0	0	0	0
Transfers Out	0	0	0	0
Capital Outlay	0	0	0	0
Miscellaneous (Extraordinary/Special)	0	0	0	0
Total Expenditures	**174,418**	**191,563**	**184,699**	**192,402**
Excess Revenues / (Net Cost to the County)	**(174,418)**	**(191,563)**	**(184,699)**	**(192,402)**
General Appropriation Required	**174,418**	**191,563**	**184,699**	**192,402**
Budget Variance	**17,512**	**0**	**6,864**	**0**

Resources Restated by Fund

Revenues				
General Fund	0	0	0	0
Total Revenues	**0**	**0**	**0**	**0**
Expenditures				
General Fund	174,418	191,563	184,699	192,402
Total Expenditures	**174,418**	**191,563**	**184,699**	**192,402**

190
Extension Program

Purpose Statement

The purpose of the Extension Program is to provide education, youth development and community development services to the members of the Gunnison County community so they can increase their application of research-based knowledge to better their quality of life.

Summary of Program Resources

	2014 Actual	2015 Budget	2015 Projected	2016 Budget
Program Specific Revenues				
Taxes	0	0	0	0
Licenses and Permits	0	0	0	0
Intergovernmental	0	0	0	0
Charges for Services	0	0	0	0
Contributions and Other Grants	0	0	0	0
Fines & Forfeitures	0	0	0	0
Investment Income	0	0	0	0
Interfund Revenues	0	0	0	0
Transfers In	0	0	0	0
Other Financing Sources and Misc.	0	0	0	0
Total Revenues	**0**	**0**	**0**	**0**
Expenditures				
Personnel	79,479	88,441	88,600	88,837
Supplies	6,951	9,965	12,200	12,100
Purchased Services	87,987	93,157	83,899	91,465
Community Prgms/Contributions	0	0	0	0
Financing Costs	0	0	0	0
Transfers Out	0	0	0	0
Capital Outlay	0	0	0	0
Miscellaneous (Extraordinary/Special)	0	0	0	0
Total Expenditures	**174,418**	**191,563**	**184,699**	**192,402**
Excess Revenues / (Net Cost to the County)	**(174,418)**	**(191,563)**	**(184,699)**	**(192,402)**
General Appropriation Required	**174,418**	**191,563**	**184,699**	**192,402**
Budget Variance	**17,512**	**0**	**6,864**	**0**

300
Adult Programming Activity

Purpose Statement

The purpose of the Adult Programming Activity is to provide consultation, testing and information services to Gunnison County agricultural, horticultural, family and consumer customers so they can make immediate and long-term informed decisions about property management and their overall health and well being.

Resource Summary

	2014 Actual	2015 Budget	2015 Projected	2016 Budget
Activity Specific Revenues				
Taxes	0	0	0	0
Licenses and Permits	0	0	0	0
Intergovernmental	0	0	0	0
Charges for Services	0	0	0	0
Contributions and Other Grants	0	0	0	0
Fines & Forfeitures	0	0	0	0
Investment Income	0	0	0	0
Interfund Revenues	0	0	0	0
Transfers In	0	0	0	0
Other Financing Sources and Misc.	0	0	0	0
Total Revenues	**0**	**0**	**0**	**0**
Expenditures				
Personnel	13,134	13,597	13,756	15,049
Supplies	1,727	4,265	3,000	4,500
Purchased Services	0	0	0	0
Community Prgms/Contributions	0	0	0	0
Financing Costs	0	0	0	0
Transfers Out	0	0	0	0
Capital Outlay	0	0	0	0
Miscellaneous (Extraordinary/Special)	0	0	0	0
Total Expenditures	**32,206**	**38,423**	**36,317**	**41,310**
Excess Revenues / (Net Cost to the County)	**(32,206)**	**(38,423)**	**(36,317)**	**(41,310)**
General Appropriation Required	**32,206**	**38,423**	**36,317**	**41,310**
Budget Variance	**31,324**	**0**	**2,106**	**0**

Budget Changes

Proposed Change in Funding:	Increase of $10,272.
Proposed Change in FTEs:	Increase of 0.5 FTE.
Performance Narrative:	With the restructuring of staff job responsibilities, greater quality attention will be directed towards community organizational needs than in the previous year. We also intend to increase customer satisfaction as evident by providing more targeted educational programs from client suggestions given in this past year's needs assessment survey.
Other:	

Core Services

- Consultations for hay testing, soil testing, community groups, land, livestock, garden, landscape, property management, general horticulture, weed control and wildlife control
- Agricultural and Horticultural Site Visits
- Testing analysis and results for hay, soil, water and radon
- University reviewed fact sheets
- Master Gardner training sessions
- Plant/insect/disease identifications
- Garden & landscape plans
- Training sessions for agricultural production, lawn and garden care, Master Gardner, property management, computer, health and nutrition, food safety, parenting and early childhood development, budgeting and financial
- Master Gardner Volunteer Management
- Cattle Appraisals

Key Performance Measures

	Measure Type	2014 Actual	2015 Budget	2015 Projected	2016 Budget
Percentage of reporting participants in CSU Extension programs who state that they support using tax dollars to fund Extension programs	Result	98.6%	90%	95%	95%
Number of CSU Extension organizational partnerships	Result	26	20	24	25

400
Youth Development Activity

Purpose Statement

The purpose of the Youth Development Activity is to provide training, activity and skill development services to Gunnison County youth and volunteers so they can develop leadership, citizenship and life skills.

Resource Summary

	2014 Actual	2015 Budget	2015 Projected	2016 Budget
Activity Specific Revenues				
Taxes	0	0	0	0
Licenses and Permits	0	0	0	0
Intergovernmental	0	0	0	0
Charges for Services	0	0	0	0
Contributions and Other Grants	0	0	0	0
Fines & Forfeitures	0	0	0	0
Investment Income	0	0	0	0
Interfund Revenues	0	0	0	0
Transfers In	0	0	0	0
Other Financing Sources and Misc.	0	0	0	0
Total Revenues	**0**	**0**	**0**	**0**
Expenditures				
Personnel	66,345	74,844	74,844	73,788
Supplies	5,224	5,700	9,200	7,600
Purchased Services	70,642	72,596	64,338	69,704
Community Prgms/Contributions	0	0	0	0
Financing Costs	0	0	0	0
Transfers Out	0	0	0	0
Capital Outlay	0	0	0	0
Miscellaneous (Extraordinary/Special)	0	0	0	0
Total Expenditures	**142,2211**	**153,140**	**148,382**	**151,092**
Excess Revenues / (Net Cost to the County)	**(142,211)**	**(153,140)**	**(148,382)**	**(151,092)**
General Appropriation Required	**142,211**	**153,140**	**148,382**	**151,092**
Budget Variance	**(13,811)**	**0**	**4,758**	**0**

Budget Changes

Proposed Change in Funding:	None.
Proposed Change in FTEs:	None.
Performance Narrative:	We anticipate that 4-H enrollments will likely stay stable. However, with new staff support for the youth program, anticipated customer satisfaction and the number of kids reached by CSU Extension in after school programs has and will continue to increase.
Other:	

Core Services

- Volunteer leadership trainings and consultations
- Community service coordination
- 4-H meetings and fundraisers
- Youth development activity sessions
- Recruitment events
- Youth development reports
- Youth livestock events
- Youth camps
- Monthly newsletters
- Chaperone and transportation services

Key Performance Measures

	Measure Type	2014 Actual	2015 Budget	2015 Projected	2016 Budget
Percentage of 4-H members who reenroll in the program the following year if eligible.	Result	92.7%	80%	90%	90%

Facilities and Grounds Department D40

Mission Statement

The mission of the Facilities and Grounds Department is to provide maintenance and construction services to County departments, residents and visitors so they can access and deliver County services in a safe and comfortable environment.

Department Director

John Cattles
200 E. Virginia Ave.
Gunnison, CO 81230
(970) 641-8560
jcattles@gunnisoncounty.org

Facilities and Grounds Department D40

Summary of Department Resources

	2014 Actual	2015 Budget	2015 Projected	2016 Budget
Department Specific Revenues				
Taxes	0	0	0	0
Licenses and Permits	0	0	0	0
Intergovernmental	17,834	17,834	17,834	16,000
Charges for Services	173	600	375	0
Contributions and Other Grants	0	0	0	0
Fines & Forfeitures	0	0	0	0
Investment Income	0	0	0	0
Interfund Revenues	0	0	0	0
Transfers In	0	33,911	33,911	0
Other Financing Sources and Misc.	83,127	74,562	71,064	71,054
Total Revenues	**101,133**	**126,907**	**123,184**	**87,054**
Expenditures				
Personnel	228,662	236,929	246,878	255,465
Supplies	21,672	42,147	33,827	36,400
Purchased Services	294,606	377,670	359,312	445,634
Community Prgms/Contributions	0	0	0	0
Financing Costs	16,311	16,311	16,311	16,311
Transfers Out	138,144	64,984	64,984	11,000
Capital Outlay	23,768	33,911	30,367	0
Miscellaneous (Extraordinary/Special)	0	0	0	0
Total Expenditures	**723,163**	**771,952**	**751,679**	**764,810**
Excess Revenues / (Net Cost to the County)	**(622,030)**	**(645,045)**	**(628,495)**	**(677,756)**
General Appropriation Required	**622,030**	**645,045**	**628,495**	**677,756**
Budget Variance	**18,919**	**0**	**16,550**	**0**

Department Resources Restated by Fund

Revenues				
General Fund	101,133	126,907	123,184	87,054
Total Revenues	**101,133**	**126,907**	**123,184**	**87,054**
Expenditures				
General Fund	723,163	755,952	767,679	764,810
Total Expenditures	**723,163**	**771,952**	**751,679**	**764,810**

200
Facilities and Grounds Program

Purpose Statement

The purpose of the Facilities and Grounds Program is to provide maintenance and construction services to County departments, residents and visitors so they can access and deliver County services in a safe and comfortable environment.

Summary of Program Resources

	2014 Actual	2015 Budget	2015 Projected	2016 Budget
Program Specific Revenues				
Taxes	0	0	0	0
Licenses and Permits	0	0	0	0
Intergovernmental	17,834	17,834	17,834	16,000
Charges for Services	173	600	375	0
Contributions and Other Grants	0	0	0	0
Fines & Forfeitures	0	0	0	0
Investment Income	0	0	0	0
Interfund Revenues	0	0	0	0
Transfers In	0	33,911	33,911	0
Other Financing Sources and Misc.	83,127	74,562	71,064	71,054
Total Revenues	**101,133**	**126,907**	**123,184**	**87,054**
Expenditures				
Personnel	228,662	236,929	246,878	255,465
Supplies	21,672	42,147	33,827	36,400
Purchased Services	294,606	377,670	359,312	445,634
Community Prgms/Contributions	0	0	0	0
Financing Costs	16,311	16,311	16,311	16,311
Transfers Out	138,144	64,984	64,984	11,000
Capital Outlay	23,768	33,911	30,367	0
Miscellaneous (Extraordinary/Special)	0	0	0	0
Total Expenditures	**723,163**	**771,952**	**751,679**	**764,810**
Excess Revenues / (Net Cost to the County)	**(622,030)**	**(645,045)**	**(628,495)**	**(677,756)**
General Appropriation Required	**622,030**	**645,045**	**628,495**	**677,756**
Budget Variance	**18,919**	**0**	**16,550**	**0**

386
Facilities and Grounds Activity

Purpose Statement

The purpose of the Facilities and Grounds Activity is to provide maintenance and construction services to County departments, residents and visitors so they can access and deliver County services in a safe and comfortable environment.

Resource Summary

	2014 Actual	2015 Budget	2015 Projected	2016 Budget
Activity Specific Revenues				
Taxes	0	0	0	0
Licenses and Permits	0	0	0	0
Intergovernmental	17,834	17,834	17,834	16,000
Charges for Services	173	600	375	0
Contributions and Other Grants	0	0	0	0
Fines & Forfeitures	0	0	0	0
Investment Income	0	0	0	0
Interfund Revenues	0	0	0	0
Transfers In	0	33,911	33,911	0
Other Financing Sources and Misc.	83,127	74,562	71,064	71,054
Total Revenues	**101,133**	**126,907**	**123,184**	**87,054**
Expenditures				
Personnel	228,662	236,929	246,878	255,465
Supplies	21,672	42,147	33,827	36,400
Purchased Services	294,606	377,670	359,312	445,634
Community Prgms/Contributions	0	0	0	0
Financing Costs	16,311	16,311	16,311	16,311
Transfers Out	138,144	64,984	64,984	11,000
Capital Outlay	23,768	33,911	30,367	0
Miscellaneous (Extraordinary/Special)	0	0	0	0
Total Expenditures	**723,163**	**771,952**	**751,679**	**764,810**
Excess Revenues / (Net Cost to the County)	**(622,030)**	**(645,045)**	**(628,495)**	**(677,756)**
General Appropriation Required	**622,030**	**645,045**	**628,495**	**677,756**
Budget Variance	**18,919**	**0**	**16,550**	**0**

Budget Changes

Proposed Change in Funding:	Increase of $38,400.
Proposed Change in FTEs:	None.
Performance Narrative:	Due to higher than expected work order requests and delays in shipping parts required to complete work, work orders have taken longer than 72 hours to resolve on average.
Other:	Increase required to cover expenses of Courthouse maintenance, in past year Courthouse was only occupied for ½ of the year so budget was accordingly lower.

Core Services

- Work Order Requests
- Daily Building Janitorial Cleanings
- Constructions and Building Improvements
- Main Sidewalk Entryway Snow Removals
- Equipment Inspections
- New Structure Consultation and Contract Management
- Emergency Repairs
- Scheduled Preventative Maintenance Services
- Mowing and Other Grounds Upkeep Services

Key Performance Measures

	Measure Type	2014 Actual	2015 Budget	2015 Projected	2016 Budget
Percentage of Emergency Repair work orders resolved within 24 hours.	Result	92%	80%	67.9%	80%
Percentage of Non-Emergency work orders resolved within 72 hours.	Result	64%	95%	61%	70%
Percentage of scheduled major preventative maintenance work orders completed within established timelines.	Result	86%	95%	100%	95%
Percentage of energy efficiency increase in one County facility per year.	Result	12%	10%	10%	10%
Percentage of Courthouse construction milestones met by the established timelines	Result	100%	100%	100%	n/a

= This performance measure aligns directly with the Commissioners' Strategic Plan.

Geographic Information Services Department

D50

Mission Statement

The mission of the Geographic Information Services Department is to provide geographic data and special project services to the public, other County departments and government entities so they can make informed decisions and have tools for preserving quality of life.

Department Director

Mike Pelletier
221 N. Wisconsin St.
Suite G
Gunnison, CO 81230
(970) 641-7620
mpelletier@gunnisoncounty.org

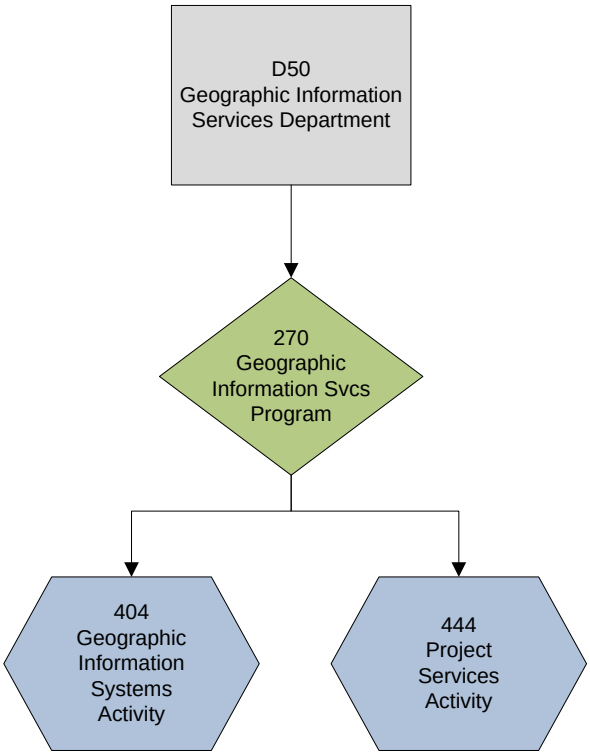

Geographic Information Services Department

D50

Summary of Department Resources

	2014 Actual	2015 Budget	2015 Projected	2016 Budget
Department Specific Revenues				
Taxes	0	0	0	0
Licenses and Permits	0	0	0	0
Intergovernmental	0	0	0	0
Charges for Services	543	200	300	200
Contributions and Other Grants	0	0	0	0
Fines & Forfeitures	0	0	0	0
Investment Income	0	0	0	0
Interfund Revenues	179,670	179,669	179,669	179,669
Transfers In	0	0	0	0
Other Financing Sources and Misc.	5	32	0	0
Total Revenues	**180,217**	**179,901**	**179,969**	**179,869**
Expenditures				
Personnel	193,465	198,627	198,692	200,466
Supplies	1,704	6,639	4,115	6,139
Purchased Services	38,422	45,172	43,439	45,675
Community Prgms/Contributions	0	0	0	0
Financing Costs	0	0	0	0
Transfers Out	20,754	16,184	16,184	6,048
Capital Outlay	0	0	0	0
Miscellaneous (Extraordinary/Special)	0	0	0	0
Total Expenditures	**254,345**	**266,622**	**262,730**	**258,328**
Excess Revenues / (Net Cost to the County)	**(74,128)**	**(86,721)**	**(82,761)**	**(78,459)**
General Appropriation Required	**74,128**	**86,721**	**82,761**	**78,459**
Budget Variance	**17,846**	**0**	**3,960**	**0**

Department Resources Restated by Fund

Revenues				
General Fund	0	12	0	0
ISF-II	180,217	179,889	179,969	179,869
Total Revenues	**180,217**	**179,901**	**179,969**	**179,869**
Expenditures				
General Fund	75,618	76,714	76,278	77,247
ISF-II	178,727	189,908	186,452	181,081
Total Expenditures	**254,345**	**266,622**	**262,730**	**258,328**

270
Geographical Information Services Program

Purpose Statement

The purpose of the Geographical Information Services program is to provide mapping and special project services to the public, other County departments and government entities so they can receive current and accurate geographic data.

Summary of Program Resources

	2014 Actual	2015 Budget	2015 Projected	2016 Budget
Program Specific Revenues				
Taxes	0	0	0	0
Licenses and Permits	0	0	0	0
Intergovernmental	0	0	0	0
Charges for Services	543	200	300	200
Contributions and Other Grants	0	0	0	0
Fines & Forfeitures	0	0	0	0
Investment Income	0	0	0	0
Interfund Revenues	179,670	179,669	179,669	179,669
Transfers In	0	0	0	0
Other Financing Sources and Misc.	5	32	0	0
Total Revenues	**180,217**	**179,901**	**179,969**	**179,869**
Expenditures				
Personnel	193,465	198,627	198,692	200,466
Supplies	1,704	6,639	4,115	6,139
Purchased Services	38,422	45,172	43,439	45,675
Community Prgms/Contributions	0	0	0	0
Financing Costs	0	0	0	0
Transfers Out	20,754	16,184	16,184	6,048
Capital Outlay	0	0	0	0
Miscellaneous (Extraordinary/Special)	0	0	0	0
Total Expenditures	**254,345**	**266,622**	**262,730**	**258,328**
Excess Revenues / (Net Cost to the County)	**(74,128)**	**(86,721)**	**(82,761)**	**(78,459)**
General Appropriation Required	**74,128**	**86,721**	**82,761**	**78,459**
Budget Variance	**17,846**	**0**	**3,960**	**0**

404
Geographical Information Systems Activity

Purpose Statement

The purpose of the Geographical Information Systems Activity is to provide maps and digital spatial information services to the public, other County departments and governmental entities so they can receive current and accurate geographic data.

Resource Summary

	2014 Actual	2015 Budget	2015 Projected	2016 Budget
Activity Specific Revenues				
Taxes	0	0	0	0
Licenses and Permits	0	0	0	0
Intergovernmental	0	0	0	0
Charges for Services	543	200	300	200
Contributions and Other Grants	0	0	0	0
Fines & Forfeitures	0	0	0	0
Investment Income	0	0	0	0
Interfund Revenues	179,670	179,669	179,669	179,669
Transfers In	0	0	0	0
Other Financing Sources and Misc.	5	20	0	0
Total Revenues	**180,217**	**179,889**	**179,969**	**179,869**
Expenditures				
Personnel	136,750	140,610	140,654	141,916
Supplies	1,031	5,437	3,570	4,937
Purchased Services	20,192	27,677	25,744	28,180
Community Prgms/Contributions	0	0	0	0
Financing Costs	0	0	0	0
Transfers Out	20,754	16,184	16,184	6,048
Capital Outlay	0	0	300	0
Miscellaneous (Extraordinary/Special)	0	0	0	0
Total Expenditures	**178,727**	**189,908**	**186,452**	**181,081**
Excess Revenues / (Net Cost to the County)	**1,490**	**(10,019)**	**(6,483)**	**(1,212)**
General Appropriation Required	**0**	**10,019**	**6,483**	**1,212**
Budget Variance	**14,024**	**0**	**3,536**	**0**

Budget Changes

Proposed Change in Funding:	None.
Proposed Change in FTEs:	None.
Performance Narrative:	Key performance measures expected to continue scoring high while improvements in parcel spatial accuracy and database improvements will be the focus for 2016.
Other:	

Core Services

- Geographic data creation and collection – parcels, addresses, roads, aerials, etc.
- Website data services – interactive web map, PDF maps, GIS datasets
- Printed maps – large format plotter, mapbooks, etc.
- Specific Mapping Solutions – utility & weed map applications, desktop mapping applications for employees, etc.
- Geographic data analysis
- Global Positioning System (GPS) data collection

Key Performance Measures

	Measure Type	2014 Actual	2015 Budget	2015 Projected	2016 Budget
Percentage of E911 addressing changes and/or additions updated within two days.	Result	96.3%	80%	97%	97%
Percentage of parcels current with Assessor's Office database.	Result	99.9%	100%	99.9%	100%

444
Project Services Activity

Purpose Statement

The purpose of the Project Services activity is to provide services related to land conservation, E911 addressing, land use data analysis, project coordination and graphic design services to the public, other County departments, and governmental entities so they can be assured sufficient private lands are conserved in Gunnison County to protect the existing quality of life and to ensure addressing functions properly within the E911 System.

Resource Summary

	2014 Actual	2015 Budget	2015 Projected	2016 Budget
Activity Specific Revenues				
Taxes	0	0	0	0
Licenses and Permits	0	0	0	0
Intergovernmental	0	0	0	0
Charges for Services	0	0	0	0
Contributions and Other Grants	0	0	0	0
Fines & Forfeitures	0	0	0	0
Investment Income	0	0	0	0
Interfund Revenues	0	0	0	0
Transfers In	0	0	0	0
Other Financing Sources and Misc.	0	12	0	0
Total Revenues	**0**	**12**	**0**	**0**
Expenditures				
Personnel	56,716	58,017	58,038	58,550
Supplies	673	1,202	545	1,202
Purchased Services	18,230	17,495	17,695	17,495
Community Prgms/Contributions	0	0	0	0
Financing Costs	0	0	0	0
Transfers Out	0	0	0	0
Capital Outlay	0	0	0	0
Miscellaneous (Extraordinary/Special)	0	0	0	0
Total Expenditures	**75,618**	**76,714**	**76,278**	**77,247**
Excess Revenues / (Net Cost to the County)	**(75,618)**	**(76,702)**	**(76,278)**	**(77,247)**
General Appropriation Required	**75,618**	**76,702**	**76,278**	**77,247**
Budget Variance	**3,822**	**0**	**424**	**0**

Budget Changes

Proposed Change in Funding:	None.
Proposed Change in FTEs:	None.
Performance Narrative:	The target for 2016 remains the same as last year, however, conservation easement projects have slowed in part to a depleted Land Preservation Fund. The fund recently has been used for a couple very worthwhile but high dollar projects.
Other:	While the amount of land conserved annually varies considerably year to year, interest by landowners remains very high despite the increases in transaction costs starting in 2014.

Core Services

- Land Conservation Services - Land Preservation Board, Residential Density Transfer Program, Ranchland Initiative
- E 911 Address Management Services - Master Street Addressing Guide Coordination, Address Management, Regional Coordination
- Land Use Planning Data Analysis - Gunnison Sage-grouse, Development/economic, Community Indicators, Federal projects, Long Range Plans
- Project Coordination Services – Energy, Census, Site Plans, Local Government Approval
- Graphic Design - Technical Drawing, Posters, Signs

Key Performance Measures

	Measure Type	2014 Actual	2015 Budget	2015 Projected	2016 Budget
Number of new acres of private land conserved annually in Gunnison County.	Output	921	2,125	1,000	2125

= This performance measure aligns directly with the Commissioners' Strategic Plan.

Health and Human Svcs. Department D55

Mission Statement

The mission of the Gunnison County Department of Health and Human Services (DHHS) is to provide prevention, protection, advocacy and support services to Gunnison and Hinsdale County-area individuals and families across the life spectrum so they can have an improved quality of life.

Department Director

Joni Reynolds
225 N. Pine Street
Gunnison, CO 81230
(970) 641-0209 – Public Health
(970) 641-3244 – Human Services
jreynolds@gunnisoncounty.org

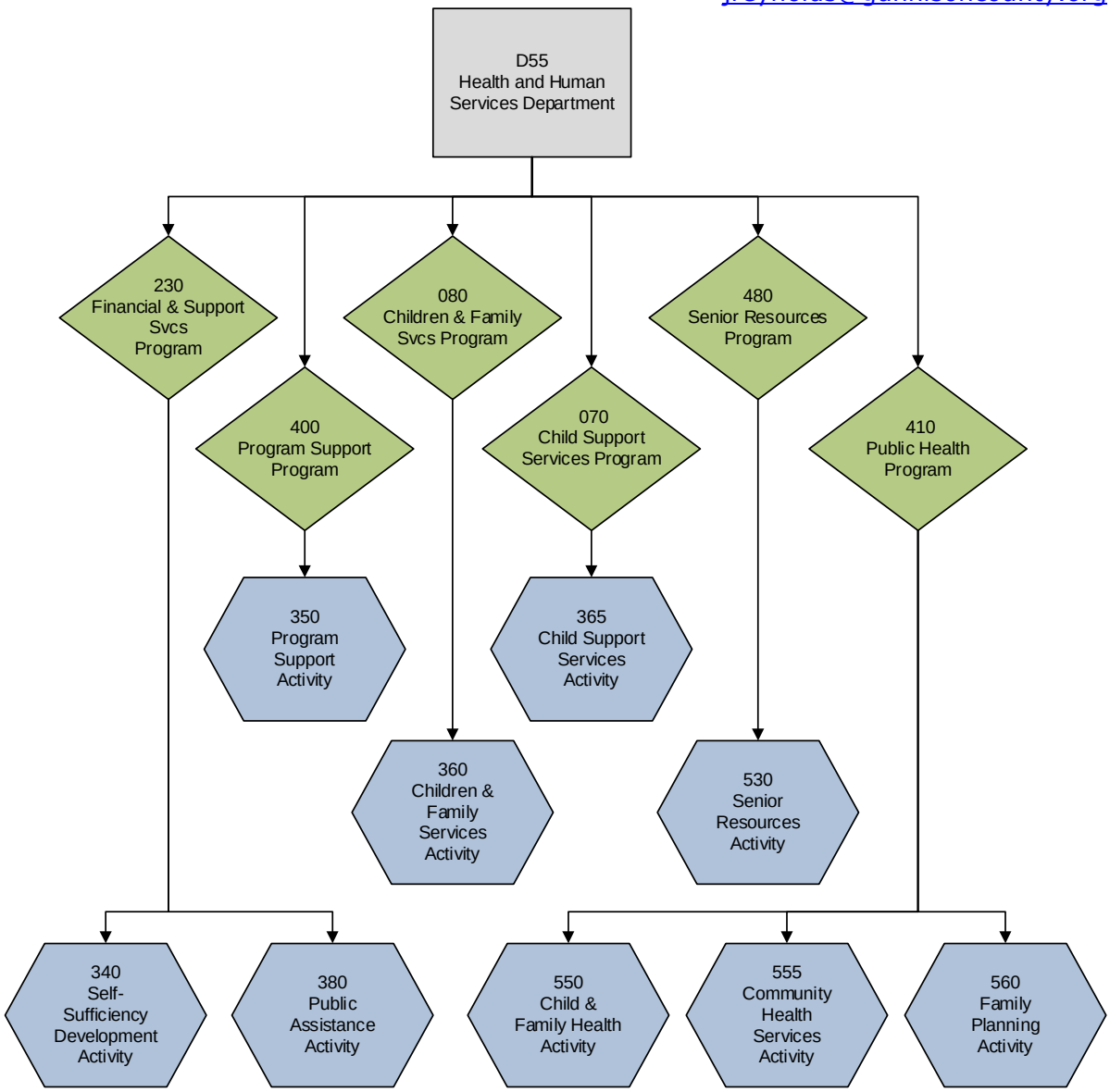

Summary of Department Resources

	2014 Actual	2015 Budget	2015 Projected	2016 Budget
Department Specific Revenues				
Taxes	284,088	278,368	266,477	303,875
Licenses and Permits	0	0	0	0
Intergovernmental	4,146,576	4,424,963	4,209,329	4,754,205
Charges for Services	53,057	54,498	35,945	71,100
Contributions and Other Grants	93,127	115,740	94,040	137,395
Fines & Forfeitures	0	0	0	0
Investment Income	0	0	0	0
Interfund Revenues	0	0	0	0
Transfers In	186,760	262,818	262,818	522,900
Other Financing Sources and Misc.	92,755	90,750	106,725	106,750
Total Revenues	**4,856,364**	**5,227,137**	**4,975,334**	**5,896,225**
Expenditures				
Personnel	1,764,425	1,949,650	1,939,994	2,192,254
Supplies	207,911	179,373	200,278	204,142
Purchased Services	407,390	523,746	499,967	751,591
Community Prgms/Contributions	2,297,705	2,398,895	2,217,489	2,451,579
Financing Costs	0	0	0	0
Transfers Out	249,785	265,662	265,662	251,900
Capital Outlay	0	4,232	4,232	0
Miscellaneous (Extraordinary/Special)	(0)	0	(109,307)	920
Total Expenditures	**4,927,216**	**5,321,558**	**5,018,316**	**5,852,386**
Excess Revenues / (Net Cost to the County)	**(70,852)**	**(94,421)**	**(42,782)**	**43,839**
General Appropriation Required	**70,852**	**94,421**	**42,782**	**0**
Budget Variance	**191,948**	**0**	**51,639**	**0**

Department Resources Restated by Fund

Revenues				
General Fund	512,745	562,693	574,681	780,355
Human Services Fund	3,845,399	4,075,815	3,763,536	4,337,939
Public Health Agency Fund	498,220	588,629	637,117	777,931
Total Revenues	**4,856,364**	**5,227,137**	**4,975,334**	**5,896,225**
Expenditures				
General Fund	579,572	645,705	640,730	863,993
Human Services Fund	3,801,892	4,082,133	3,736,463	4,212,660
Public Health Agency Fund	545,752	593,720	628,237	775,733
Total Expenditures	**4,927,216**	**5,321,558**	**5,005,431**	**5,852,386**

230
Financial & Support Services Program

Purpose Statement

The purpose of the Financial and Support Services Program is to provide life skills evaluation and training, direct assistance such as public medical insurance, financial assistance, employment activities, budgeting, nutrition and other basic services so families can achieve stability.

Summary of Program Resources

	2014 Actual	2015 Budget	2015 Projected	2016 Budget
Program Specific Revenues				
Taxes	0	0	0	0
Licenses and Permits	0	0	0	0
Intergovernmental	2,137,167	2,288,495	2,126,111	2,404,491
Charges for Services	278	0	0	0
Contributions and Other Grants	0	0	0	0
Fines & Forfeitures	0	0	0	0
Investment Income	0	0	0	0
Interfund Revenues	0	0	0	0
Transfers In	0	0	0	0
Other Financing Sources and Misc.	1,430	750	700	750
Total Revenues	**2,138,875**	**2,289,245**	**2,126,811**	**2,405,241**
Expenditures				
Personnel	9,689	29,821	25,053	31,377
Supplies	0	0	0	0
Purchased Services	100,748	100,355	105,229	107,489
Community Prgms/Contributions	1,996,731	2,091,613	1,920,602	2,158,523
Financing Costs	0	0	0	0
Transfers Out	540	0	0	0
Capital Outlay	0	0	0	0
Miscellaneous (Extraordinary/Special)	81,595	93,000	92,500	93,120
Total Expenditures	**2,189,303**	**2,314,789**	**2,143,384**	**2,390,509**
Excess Revenues / (Net Cost to the County)	**(50,428)**	**(25,544)**	**(16,573)**	**14,732**
General Appropriation Required	**50,428**	**25,544**	**16,773**	**0**
Budget Variance	**78,790**	**0**	**8,971**	**0**

340
Self-Sufficiency Development Activity

Purpose Statement

The purpose of the Self-Sufficiency Development Activity is to provide employment and life skills assessment, planning and training as well as case management and referral services to families so they can have access to financial benefits and programs that promote family stability.

Resource Summary

	2014 Actual	2015 Budget	2015 Projected	2016 Budget
Activity Specific Revenues				
Taxes	0	0	0	0
Licenses and Permits	0	0	0	0
Intergovernmental	159,037	216,776	216,776	258,438
Charges for Services	0	0	0	0
Contributions and Other Grants	0	0	0	0
Fines & Forfeitures	0	0	0	0
Investment Income	0	0	0	0
Interfund Revenues	0	0	0	0
Transfers In	0	0	0	0
Other Financing Sources and Misc.	0	0	0	0
Total Revenues	159,037	216,776	216,776	258,438
Expenditures				
Personnel	7,120	27,157	22,495	28,663
Supplies	0	0	0	0
Purchased Services	21,177	20,000	21,443	20,000
Community Prgms/Contributions	105,315	102,613	102,613	102,613
Financing Costs	0	0	0	0
Transfers Out	540	0	0	0
Capital Outlay	0	0	0	0
Miscellaneous (Extraordinary/Special)	75,933	87,000	87,000	87,000
Total Expenditures	**210,086**	**236,770**	**233,551**	**238,276**
Excess Revenues / (Net Cost to the County)	**(51,049)**	**(19,994)**	**(16,775)**	**20,162**
General Appropriation Required	**51,049**	**19,994**	**16,775**	**0**
Budget Variance	**(18,981)**	**0**	**3,219**	**0**

Budget Changes

Proposed Change in Funding:	None.
Proposed Change in FTEs:	None.
Performance Narrative:	On target for the year; significant changes with leadership during the past year.
Other:	

Core Services

- Orientation Sessions
- Individual Responsibility Contracts
- Financial Plans
- Education and Job Preparation classes
- Family Preservation Services
- Client Assessments
- Case Management Services
- Financial Assistance Determinations
- Program, Referrals, and Funding Collaborations
- Fraud and Recovery Investigations

Key Performance Measures

	Measure Type	2014 Actual	2015 Budget	2015 Projected	2016 Budget
Percentage of individuals leaving the Colorado Works Program who exit due to employment or other positive or neutral leave reason (not by sanction/ noncompliance).	Result	90.5%	50%	50%	60%

380
Public Assistance Activity

Purpose Statement

The purpose of the Public Assistance Activity is to provide eligibility determination services to qualified Gunnison and Hinsdale County residents so they can have timely access to food, public medical insurance, financial benefits and programs.

Resource Summary

	2014 Actual	2015 Budget	2015 Projected	2016 Budget
Activity Specific Revenues				
Taxes	0	0	0	0
Licenses and Permits	0	0	0	0
Intergovernmental	1,978,130	2,071,719	1,909,335	2,146,053
Charges for Services	278	0	0	0
Contributions and Other Grants	0	0	0	0
Fines & Forfeitures	0	0	0	0
Investment Income	0	0	0	0
Interfund Revenues	0	0	0	0
Transfers In	0	0	0	0
Other Financing Sources and Misc.	1,430	750	700	750
Total Revenues	**1,979,838**	**2,072,469**	**1,910,035**	**2,146,803**
Expenditures				
Personnel	2,568	2,664	2,558	2,714
Supplies	0	0	0	0
Purchased Services	79,571	80,355	83,786	87,489
Community Prgms/Contributions	1,891,416	1,989,000	1,817,989	2,152,233
Financing Costs	0	0	0	0
Transfers Out	0	0	0	0
Capital Outlay	0	0	0	0
Miscellaneous (Extraordinary/Special)	5,662	6,000	5,500	6,120
Total Expenditures	**1,979,217**	**2,078,019**	**1,909,833**	**2,152,233**
Excess Revenues / (Net Cost to the County)	**621**	**(5,550)**	**202**	**(5,430)**
General Appropriation Required	**0**	**5,550**	**0**	**5,430**
Budget Variance	**97,771**	**0**	**5,752**	**0**

Budget Changes

Proposed Change in Funding:	None.
Proposed Change in FTEs:	None.
Performance Narrative:	On target for the year; significant changes with leadership during the past year.
Other:	

Core Services

- Financial Assistance Applications and Determinations
- Supplemental Nutrition Assistance Program Services
- Energy Assistance Evaluations
- Emergency Funding Assistance Evaluations for Housing, Food, Child Care, Medical Services and Transportation
- Fraud and Recovery Investigations
- Collaborations (Domestic Violence, Health, Child Welfare, behavioral Health)
- Referrals

Key Performance Measures

	Measure Type	2014 Actual	2015 Budget	2015 Projected	2016 Budget
Percentage of Supplemental Nutrition Assistance Program (SNAP) applications that are processed within 30 days.	Result	95.6%	95%	95%	95%
Percentage of Family Medicaid applications that are processed within 45 days.	Result	98.1%	95%	95%	95%
Percentage of Gunnison and Hinsdale residents who have health insurance coverage (public and private).	Result	91%	80%	95%	95%
Average number of children who are on the Child Care Assistance Program waiting list.	Result	5.3	8	16	12

= This performance measure aligns directly with the Commissioners' Strategic Plan.

400
Program Support Program

Purpose Statement

The purpose of the Program Support Program is to provide information, referral and operational support to individuals and families so they can access health and human service programs.

Summary of Program Resources

	2014 Actual	2015 Budget	2015 Projected	2016 Budget
Program Specific Revenues				
Taxes	284,088	278,368	266,477	303,875
Licenses and Permits	0	0	0	0
Intergovernmental	572,028	624,343	581,526	734,582
Charges for Services	13,246	13,500	14,005	14,500
Contributions and Other Grants	0	0	0	0
Fines & Forfeitures	0	0	0	0
Investment Income	0	0	0	0
Interfund Revenues	0	0	0	0
Transfers In	171,000	237,818	237,818	272,900
Other Financing Sources and Misc.	3,579	1,000	1,000	1,000
Total Revenues	**1,043,941**	**1,155,029**	**1,100,826**	**1,326,857**
Expenditures				
Personnel	690,115	780,234	767,896	840,260
Supplies	36,501	14,144	12,640	14,674
Purchased Services	157,853	195,969	172,911	206,706
Community Prgms/Contributions	145,038	131,722	131,722	131,541
Financing Costs	0	0	0	0
Transfers Out	148,898	167,662	167,662	153,900
Capital Outlay	0	0	0	0
Miscellaneous (Extraordinary/Special)	(310,779)	(312,300)	(312,000)	(312,000)
Total Expenditures	**867,625**	**977,431**	**940,831**	**1,035,081**
Excess Revenues / (Net Cost to the County)	**176,316**	**177,598**	**159,995**	**291,776**
General Appropriation Required	**0**	**0**	**0**	**0**
Budget Variance	**59,449**	**0**	**(17,603)**	**0**

350
Program Support Activity

Purpose Statement

The purpose of the Program Support Activity is to provide information, referral, operational support and specific services (such as vital records, Women's Wellness Connection and Child Care assistance) to individuals and families so they can access health and human service programs.

Resource Summary

	2014 Actual	2015 Budget	2015 Projected	2016 Budget
Activity Specific Revenues				
Taxes	284,088	278,368	266,477	303,875
Licenses and Permits	0	0	0	0
Intergovernmental	572,028	624,343	581,526	734,582
Charges for Services	13,246	13,500	14,005	14,500
Contributions and Other Grants	0	0	0	0
Fines & Forfeitures	0	0	0	0
Investment Income	0	0	0	0
Interfund Revenues	0	0	0	0
Transfers In	171,000	237,818	237,818	272,900
Other Financing Sources and Misc.	3,579	1,000	1,000	1,000
Total Revenues	**1,043,941**	**1,155,029**	**1,100,826**	**1,326,857**
Expenditures				
Personnel	690,115	780,234	767,896	840,260
Supplies	36,501	14,144	12,640	14,674
Purchased Services	157,853	195,969	172,911	206,706
Community Prgms/Contributions	145,038	131,722	131,722	131,541
Financing Costs	0	0	0	0
Transfers Out	148,898	167,662	167,662	153,900
Capital Outlay	0	0	0	0
Miscellaneous (Extraordinary/Special)	(310,779)	(312,300)	(312,000)	(312,000)
Total Expenditures	**867,625**	**977,431**	**940,831**	**1,035,081**
Excess Revenues / (Net Cost to the County)	**176,316**	**177,598**	**159,995**	**291,776**
General Appropriation Required	**0**	**0**	**0**	**0**
Budget Variance	**59,449**	**0**	**(17,603)**	**0**

Budget Changes

Proposed Change in Funding:	None.
Proposed Change in FTEs:	None.
Performance Narrative:	On track for year for most areas; child care assistance needs exceeded available budget resulting in a larger waiting list.
Other:	

Core Services

- Client Services (Phone and Walk-ins, Screenings, Referrals, Scheduling, Benefits Administration)
- Vital Records
- Child Care Assistance
- Program Compliance and Accountability Services
- Reports (Data Entry and Various Required Reports)
- Legislative Recommendations and Actions

Key Performance Measures

	Measure Type	2014 Actual	2015 Budget	2015 Projected	2016 Budget
Percentage of individuals surveyed who report satisfaction with timeliness, courtesy and information received.	Result	95.6%	95%	95%	95%
Percentage of birth/death certificate applications reviewed by state audit that are complete and in compliance with all measures.	Result	98.1%	95%	95%	95%
Average number of children who are on the Child Care Assistance Program waiting list.	Result	5.3	8	16	12

080
Children & Family Services Program

Purpose Statement

The purpose of the Children and Family Services Program is to provide investigation, referral, intervention and support services to children (0 to 18 years of age), some young adults and their families so they can live in permanent, safe and stable homes.

Summary of Program Resources

	2014 Actual	2015 Budget	2015 Projected	2016 Budget
Program Specific Revenues				
Taxes	0	0	0	0
Licenses and Permits	0	0	0	0
Intergovernmental	767,910	814,278	719,502	829,426
Charges for Services	491	0	0	0
Contributions and Other Grants	2,214	1,000	1,000	1,000
Fines & Forfeitures	0	0	0	0
Investment Income	0	0	0	0
Interfund Revenues	0	0	0	0
Transfers In	0	0	0	0
Other Financing Sources and Misc.	0	0	0	0
Total Revenues	**770,616**	**815,278**	**720,502**	**830,426**
Expenditures				
Personnel	453,756	469,189	467,989	526,345
Supplies	228	0	8,864	0
Purchased Services	18,598	55,420	48,410	41,244
Community Prgms/Contributions	138,622	161,197	152,697	151,500
Financing Costs	0	0	0	0
Transfers Out	86,115	79,000	79,000	79,000
Capital Outlay	0	0	0	0
Miscellaneous (Extraordinary/Special)	229,185	219,300	110,193	219,800
Total Expenditures	**926,503**	**984,106**	**867,153**	**1,017,889**
Excess Revenues / (Net Cost to the County)	**(155,888)**	**(168,828)**	**(146,651)**	**(187,463)**
General Appropriation Required	**155,888**	**168,828**	**146,651**	**187,463**
Budget Variance	**148**	**0**	**22,177**	**0**

360
Children and Family Services Activity

Purpose Statement

The purpose of the Children and Family Services Activity is to provide investigation, referral, intervention and support services to children (0 to 18 years of age), some young adults and their families so they can live in permanent, safe and stable homes.

Resource Summary

	2014 Actual	2015 Budget	2015 Projected	2016 Budget
Activity Specific Revenues				
Taxes	0	0	0	0
Licenses and Permits	0	0	0	0
Intergovernmental	767,910	814,278	719,502	829,426
Charges for Services	491	0	0	0
Contributions and Other Grants	2,214	1,000	1,000	1,000
Fines & Forfeitures	0	0	0	0
Investment Income	0	0	0	0
Interfund Revenues	0	0	0	0
Transfers In	0	0	0	0
Other Financing Sources and Misc.	0	0	0	0
Total Revenues	**770,616**	**815,278**	**720,502**	**830,426**
Expenditures				
Personnel	453,756	469,189	467,989	526,345
Supplies	228	0	8,864	0
Purchased Services	18,598	55,420	48,410	41,244
Community Prgms/Contributions	138,622	161,197	152,697	151,500
Financing Costs	0	0	0	0
Transfers Out	86,115	79,000	79,000	79,000
Capital Outlay	0	0	0	0
Miscellaneous (Extraordinary/Special)	229,185	219,300	110,193	219,800
Total Expenditures	**926,503**	**984,106**	**867,153**	**1,017,889**
Excess Revenues / (Net Cost to the County)	**(155,888)**	**(168,828)**	**(146,651)**	**(187,463)**
General Appropriation Required	**155,888**	**168,828**	**146,651**	**187,463**
Budget Variance	**148**	**0**	**22,177**	**0**

Budget Changes

Proposed Change in Funding:	None.
Proposed Change in FTEs:	None.
Performance Narrative:	On target for the year; significant changes with leadership during the past year.
Other:	

Core Services

- Abuse and Neglect Reporting, Evaluation and Assessment
- Crisis Intervention Services
- Foster Care Recruitment, Certification, Training and Support
- Community Resource Referrals
- Treatment Planning
- Supervised Visitation and Planning
- Mentoring Services
- Professional Consultations
- Community Collaborations

Key Performance Measures

	Measure Type	2014 Actual	2015 Budget	2015 Projected	2016 Budget
Percentage of the children and youth who have a founded finding of abuse or neglect who do not have a founded finding within the previous six months.	Result	95.8%	95%	95%	95%
Percentage of children and youth participating in a child welfare case who achieve permanency within 12 months of the case opening date.	Result	86.4%	95%	100%	98%
The rate of child abuse in Gunnison and Hinsdale Counties remains less than 9 incidents per 1,000 children	Result	8.6	9	5	4
Percentage of children and youth who are participating in an open child welfare case who are seen face-to-face by their caseworker at least once each month.	Result	94.6%	97%	95%	95%

= This performance measure aligns directly with the Commissioners' Strategic Plan.

070
Child Support Services Program

Purpose Statement

The purpose of the Child Support Services Program is to provide financial- and medical-order establishment and enforcement services to custodial parties and their children so they can receive the court-ordered financial support.

Summary of Program Resources

	2014 Actual	2015 Budget	2015 Projected	2016 Budget
Program Specific Revenues				
Taxes	0	0	0	0
Licenses and Permits	0	0	0	0
Intergovernmental	68,999	68,982	68,982	69,182
Charges for Services	220	445	600	600
Contributions and Other Grants	0	0	0	0
Fines & Forfeitures	0	0	0	0
Investment Income	0	0	0	0
Interfund Revenues	0	0	0	0
Transfers In	0	0	0	0
Other Financing Sources and Misc.	0	0	0	0
Total Revenues	**69,219**	**69,427**	**69,582**	**69,782**
Expenditures				
Personnel	79,234	81,008	81,801	81,801
Supplies	0	0	0	0
Purchased Services	1,438	1,455	1,585	1,585
Community Prgms/Contributions	0	0	0	0
Financing Costs	0	0	0	0
Transfers Out	14,232	19,000	19,000	19,000
Capital Outlay	0	0	0	0
Miscellaneous (Extraordinary/Special)	0	0	0	0
Total Expenditures	**94,904**	**101,463**	**102,386**	**102,386**
Excess Revenues / (Net Cost to the County)	**(25,684)**	**(32,036)**	**(32,604)**	**(32,604)**
General Appropriation Required	**25,684**	**32,036**	**32,604**	**32,604**
Budget Variance	**9,863**	**0**	**(568)**	**0**

365
Child Support Services Activity

Purpose Statement

The purpose of the Child Support Services Activity is to provide financial- and medical-order establishment and enforcement services to custodial parties and their children so they can receive the court-ordered financial support.

Resource Summary

	2014 Actual	2015 Budget	2015 Projected	2016 Budget
Activity Specific Revenues				
Taxes	0	0	0	0
Licenses and Permits	0	0	0	0
Intergovernmental	68,999	68,982	68,982	69,182
Charges for Services	220	445	600	600
Contributions and Other Grants	0	0	0	0
Fines & Forfeitures	0	0	0	0
Investment Income	0	0	0	0
Interfund Revenues	0	0	0	0
Transfers In	0	0	0	0
Other Financing Sources and Misc.	0	0	0	0
Total Revenues	**69,219**	**69,427**	**69,582**	**69,782**
Expenditures				
Personnel	79,234	81,008	81,801	81,801
Supplies	0	0	0	0
Purchased Services	1,438	1,455	1,585	1,585
Community Prgms/Contributions	0	0	0	0
Financing Costs	0	0	0	0
Transfers Out	14,232	19,000	19,000	19,000
Capital Outlay	0	0	0	0
Miscellaneous (Extraordinary/Special)	0	0	0	0
Total Expenditures	**94,904**	**101,463**	**102,386**	**102,386**
Excess Revenues / (Net Cost to the County)	**(25,684)**	**(32,036)**	**(32,604)**	**(32,604)**
General Appropriation Required	**25,684**	**32,036**	**32,604**	**32,604**
Budget Variance	**9,863**	**0**	**(568)**	**0**

Budget Changes

Proposed Change in Funding:	None.
Proposed Change in FTEs:	None.
Performance Narrative:	On target for year.
Other:	

Core Services

- Paternity Determinations and Court Orders
- Child Support Orders
- Medical/Health Care Orders
- Child Support Modifications
- Child Support Enforcement Services

Key Performance Measures

	Measure Type	2014 Actual	2015 Budget	2015 Projected	2016 Budget
Percentage of current court-ordered support dollars paid.	Result	79.7%	75%	75%	75%
Percentage of child support arrears cases that receive a payment during the State fiscal year.	Result	78.8%	75%	75%	75%
Child support dollars collected.	Result	$830,226	$850,000	$850,000	$850,000

480
Senior Resources Program

Purpose Statement

The purpose of the Senior Resources Program is to provide information, assessment, case management, advocacy and referral services to adults and families so they can have an improved quality of life.

Summary of Program Resources

	2014 Actual	2015 Budget	2015 Projected	2016 Budget
Program Specific Revenues				
Taxes	0	0	0	0
Licenses and Permits	0	0	0	0
Intergovernmental	99,522	127,598	152,598	127,598
Charges for Services	8,936	9,253	200	200
Contributions and Other Grants	1,404	1,200	900	0
Fines & Forfeitures	0	0	0	0
Investment Income	0	0	0	0
Interfund Revenues	0	0	0	0
Transfers In	0	25,000	25,000	250,000
Other Financing Sources and Misc.	0	0	25	0
Total Revenues	**109,862**	**163,051**	**178,723**	**377,798**
Expenditures				
Personnel	127,498	157,571	147,070	171,802
Supplies	3,242	3,980	5,225	6,210
Purchased Services	21,029	50,412	45,981	250,257
Community Prgms/Contributions	0	0	0	0
Financing Costs	0	0	0	0
Transfers Out	0	0	0	0
Capital Outlay	0	0	0	0
Miscellaneous (Extraordinary/Special)	0	0	0	0
Total Expenditures	**151,770**	**211,963**	**198,276**	**428,269**
Excess Revenues / (Net Cost to the County)	**(41,908)**	**(48,912)**	**(19,553)**	**(50,471)**
General Appropriation Required	**41,908**	**48,912**	**19,553**	**50,471**
Budget Variance	**7,004**	**0**	**29,359**	**0**

530
Senior Resources Activity

Purpose Statement

The purpose of the Senior Resources Activity is to provide information, assessment, case management, and advocacy and referral services to adults and families so they can have an improved quality of life.

Resource Summary

	2014 Actual	2015 Budget	2015 Projected	2016 Budget
Activity Specific Revenues				
Taxes	0	0	0	0
Licenses and Permits	0	0	0	0
Intergovernmental	99,522	127,598	152,598	127,598
Charges for Services	8,936	9,253	200	200
Contributions and Other Grants	1,404	1,200	900	0
Fines & Forfeitures	0	0	0	0
Investment Income	0	0	0	0
Interfund Revenues	0	0	0	0
Transfers In	0	25,000	25,000	250,000
Other Financing Sources and Misc.	0	0	25	0
Total Revenues	**109,862**	**163,051**	**178,723**	**377,798**
Expenditures				
Personnel	127,498	157,571	147,070	171,802
Supplies	3,242	3,980	5,225	6,210
Purchased Services	21,029	50,412	45,981	250,257
Community Prgms/Contributions	0	0	0	0
Financing Costs	0	0	0	0
Transfers Out	0	0	0	0
Capital Outlay	0	0	0	0
Miscellaneous (Extraordinary/Special)	0	0	0	0
Total Expenditures	**151,770**	**211,963**	**198,276**	**428,269**
Excess Revenues / (Net Cost to the County)	**(41,908)**	**(48,912)**	**(19,553)**	**(50,471)**
General Appropriation Required	**41,908**	**48,912**	**19,553**	**50,471**
Budget Variance	**7,004**	**0**	**29,359**	**0**

Budget Changes

Proposed Change in Funding:	$6,000.
Proposed Change in FTEs:	None.
Performance Narrative:	On target for the year; significant changes with leadership during the past year. Senior services funding needs have increased and community leaders with Boomers and Beyond have advocated for the additional resource request.
Other:	

Core Services

- Neglect and Abuse Findings and Responses
- Home-based Visits and Case Management Services
- Court-appointed Visits and Reports
- Long-term Care Planning and Counseling
- Insurance Counseling Services- Medicare, Medicaid, Private
- Education and Information on Aging Topics
- Legal Form Assistance (Powers of Attorney, Health Care Directives)
- Referrals for Care Services (Mental Health, Veterans, In-home Care)
- Senior Transportation Services Countywide
- Senior Meals Site Services and Home Delivered Meals

Key Performance Measures

	Measure Type	2014 Actual	2015 Budget	2015 Projected	2016 Budget
Percentage of surveyed individuals receiving home-based services who report an improved quality of life.	Result	92.5%	95%	100%	95%
Percentage of responses to adult protection referrals that are timely.	Result	98.4%	95%	100%	95%
Percentage of respondents to the biennial Citizen Survey state that the services provided to seniors by Gunnison County are good or excellent.	Result	71.2%	75%	75%	72%

= This performance measure aligns directly with the Commissioners' Strategic Plan.

410
Public Health Program

Purpose Statement

The purpose of the Public Health Program is to provide child, family and community health services including family planning programs to the residents of Gunnison County so they can be healthy and safe.

Summary of Program Resources

	2014 Actual	2015 Budget	2015 Projected	2016 Budget
Program Specific Revenues				
Taxes	0	0	0	0
Licenses and Permits	0	0	0	0
Intergovernmental	500,950	501,267	560,610	588,926
Charges for Services	29,885	31,300	21,140	55,800
Contributions and Other Grants	89,509	113,540	92,140	136,395
Fines & Forfeitures	0	0	0	0
Investment Income	0	0	0	0
Interfund Revenues	0	0	0	0
Transfers In	15,760	0	0	0
Other Financing Sources and Misc.	87,747	89,000	105,000	105,000
Total Revenues	**723,851**	**735,107**	**778,890**	**886,121**
Expenditures				
Personnel	404,133	431,827	450,185	540,669
Supplies	167,940	161,249	173,549	183,258
Purchased Services	107,725	120,135	125,851	144,310
Community Prgms/Contributions	17,313	14,363	12,468	10,015
Financing Costs	0	0	0	0
Transfers Out	0	0	0	0
Capital Outlay	0	4,232	4,232	0
Miscellaneous (Extraordinary/Special)	0	0	0	0
Total Expenditures	**697,111**	**731,806**	**766,285**	**878,252**
Excess Revenues / (Net Cost to the County)	**26,740**	**3,301**	**12,605**	**7,869**
General Appropriation Required	**0**	**0**	**0**	**0**
Budget Variance	**36,694**	**0**	**9,304**	**0**

550
Child and Family Health Activity

Purpose Statement

The purpose of the Child and Family Health Activity is to provide education, consultation, health and referral services to children and families so they can experience optimal health and wellbeing.

Resource Summary

	2014 Actual	2015 Budget	2015 Projected	2016 Budget
Activity Specific Revenues				
Taxes	0	0	0	0
Licenses and Permits	0	0	0	0
Intergovernmental	249,530	247,000	278,006	280,782
Charges for Services	2,234	5,300	5,300	5,300
Contributions and Other Grants	82,258	107,599	87,599	101,341
Fines & Forfeitures	0	0	0	0
Investment Income	0	0	0	0
Interfund Revenues	0	0	0	0
Transfers In	15,760	0	0	0
Other Financing Sources and Misc.	0	0	0	0
Total Revenues	**349,782**	**359,899**	**370,905**	**387,423**
Expenditures				
Personnel	264,169	279,371	290,137	295,655
Supplies	26,898	20,460	25,404	27,174
Purchased Services	41,940	39,565	39,023	46,143
Community Prgms/Contributions	9,225	14,363	12,468	10,015
Financing Costs	0	0	0	0
Transfers Out	0	0	0	0
Capital Outlay	0	0	0	0
Miscellaneous (Extraordinary/Special)	0	0	0	0
Total Expenditures	**342,232**	**353,759**	**367,032**	**378,987**
Excess Revenues / (Net Cost to the County)	**7,550**	**6,140**	**3,873**	**8,436**
General Appropriation Required	**0**	**0**	**0**	**0**
Budget Variance	**(2,799)**	**0**	**(2,267)**	**0**

Budget Changes

Proposed Change in Funding:	None.
Proposed Change in FTEs:	Additional 1.0 FTE.
Performance Narrative:	On target for the year. Changes made with food safety/consumer protection services in 2015. Consumer protection services are no longer handled locally through a contract with Montrose County. State Public Health has assumed the responsibility and is visiting Gunnison County on a monthly basis to perform food service inspections. Gaps may occur in food safety and consumer protection arenas especially related to communicable disease consumer risk without a transition of service delivery back locally. Proposal for a term-limited consumer protection position with stable funding has been submitted for initial consideration.
Other:	

Core Services

- Immunizations
- Child Care Site Visits and Consultations
- Nurse Home Visits
- Nurturing Parenting Program Classes
- Women, Infant and Children (WIC) Nutritional Program Services
- Dental Referrals and Financial Assistance
- Information, Education and Referrals

Key Performance Measures

	Measure Type	2014 Actual	2015 Budget	2015 Projected	2016 Budget
Percentage of children who are fully immunized by age two.	Result	62.5%	80%	70%	80%
Maximum obesity rate for children two-to-five years of age for Women, Infants and Children (WIC) participants.	Result	7%	7%	7%	7%
Percentage of respondents to the biennial Citizen Survey state that the availability of preventative health services in Gunnison County is good or excellent.	Result	61%	45%	50%	60%

Percentage of children 0-3 years of age in the Women, Infants and Children program who have breastfed.	Result	93.8%	90%	90%	90%

= This performance measure aligns directly with the Commissioners' Strategic Plan.

555
Community Health Services Activity

Purpose Statement

The purpose of the Community Health Services Activity is to provide community health, consumer protection and emergency preparedness services to residents so that they can experience an enhanced level of wellness and safety.

Resource Summary

	2014 Actual	2015 Budget	2015 Projected	2016 Budget
Activity Specific Revenues				
Taxes	0	0	0	0
Licenses and Permits	0	0	0	0
Intergovernmental	137,420	144,014	180,425	227,021
Charges for Services	11,894	16,000	6,840	41,500
Contributions and Other Grants	5,060	4,641	3,241	33,754
Fines & Forfeitures	0	0	0	0
Investment Income	0	0	0	0
Interfund Revenues	0	0	0	0
Transfers In	0	0	0	0
Other Financing Sources and Misc.	64,905	64,000	75,000	75,000
Total Revenues	**219,279**	**228,655**	**265,506**	**377,275**
Expenditures				
Personnel	73,607	77,800	85,392	180,033
Supplies	77,611	89,898	93,830	114,767
Purchased Services	51,063	59,129	66,286	80,508
Community Prgms/Contributions	8,089	0	0	0
Financing Costs	0	0	0	0
Transfers Out	0	0	0	0
Capital Outlay	0	4,232	4,232	0
Miscellaneous (Extraordinary/Special)	0	0	0	0
Total Expenditures	**210,369**	**231,059**	**249,740**	**375,308**
Excess Revenues / (Net Cost to the County)	**8,909**	**(2,404)**	**15,766**	**1,967**
General Appropriation Required	**0**	**2,404**	**0**	**0**
Budget Variance	**27,362**	**0**	**18,170**	**0**

Budget Changes

Proposed Change in Funding:	$85,000.
Proposed Change in FTEs:	Additional 1.0 FTE.
Performance Narrative:	On track for the year. Multicultural funding has destabilized and stable resources are needed to sustain the essential services in the future throughout Gunnison County.
Other:	

Core Services

- Flu Clinics and Community Education Sessions
- Nurse Training Sessions
- Emergency Preparedness Services
- Exercise Programs
- Health Education sessions
- Consumer Protection and Food Safety
- Tobacco and Substance Abuse Prevention
- Early Childhood Council Services
- Disease Investigations and Intervention Services

Key Performance Measures

	Measure Type	2014 Actual	2015 Budget	2015 Projected	2016 Budget
Percentage of investigations on reportable conditions for disease surveillance that are completed based on the Data Completeness Summary.	Result	89%	90%	90%	90%

560
Family Planning Activity

Purpose Statement

The purpose of the Family Planning Activity is to provide health services to residents of Gunnison County so they can achieve optimal reproductive health.

Resource Summary

	2014 Actual	2015 Budget	2015 Projected	2016 Budget
Activity Specific Revenues				
Taxes	0	0	0	0
Licenses and Permits	0	0	0	0
Intergovernmental	114,000	110,253	102,179	81,123
Charges for Services	15,757	10,000	9,000	9,000
Contributions and Other Grants	2,191	1,300	1,300	1,300
Fines & Forfeitures	0	0	0	0
Investment Income	0	0	0	0
Interfund Revenues	0	0	0	0
Transfers In	0	0	0	0
Other Financing Sources and Misc.	22,842	25,000	30,000	30,000
Total Revenues	**154,791**	**146,553**	**142,479**	**121,423**
Expenditures				
Personnel	66,358	74,656	74,656	64,981
Supplies	63,430	50,891	54,315	41,317
Purchased Services	14,722	21,441	20,542	17,659
Community Prgms/Contributions	0	0	0	0
Financing Costs	0	0	0	0
Transfers Out	0	0	0	0
Capital Outlay	0	0	0	0
Miscellaneous (Extraordinary/Special)	0	0	0	0
Total Expenditures	**144,510**	**146,988**	**149,513**	**123,957**
Excess Revenues / (Net Cost to the County)	**10,280**	**(435)**	**(7,034)**	**(2,534)**
General Appropriation Required	**0**	**435**	**7,034**	**2,534**
Budget Variance	**12,130**	**0**	**(6,599)**	**0**

Budget Changes

Proposed Change in Funding:	None.
Proposed Change in FTEs:	None.
Performance Narrative:	Significant State funding cuts have impacted services by limiting staffing resources. Program staff continues to bill insurance to support program funding but gaps remain. Also had a significant program staff change in 2015.
Other:	

Core Services

- Reproductive Health Examinations
- Healthy Sexuality Community Education Sessions
- Sexually Transmitted Disease Screening and Treatment Services
- Contraception Methods
- Referrals
- Case Management Follow-up Contacts
- Family Planning State Reports

Key Performance Measures

	Measure Type	2014 Actual	2015 Budget	2015 Projected	2016 Budget
Percentage of family planning clients receiving services who are male.	Result	13%	12.5%	15%	15%
Maximum rate for teen births (teen fertility rate) in Gunnison County compared to total live births.	Result	10%	10%	10%	10%
Maximum Chlamydia rate.	Result	4.9%	10%	10%	10%

Historic Preservation Commission D52

Mission Statement

The mission of the Historic Preservation Commission is to provide historical, cultural and architectural landmark identification and nomination services to the Gunnison County Board of County Commissioners so it can evaluate landmarks for inclusion on the Gunnison County Register of Historic Landmarks. The Commission is also responsible to make the community aware of historical information that is available to them and to continue to gather historical information on Gunnison County.

Director

Mike Pelletier, Geographic Information Services Manager
221 N. Wisconsin Street
Gunnison, CO 81230
(970) 641-7929
rforrest@gunnisoncounty.org

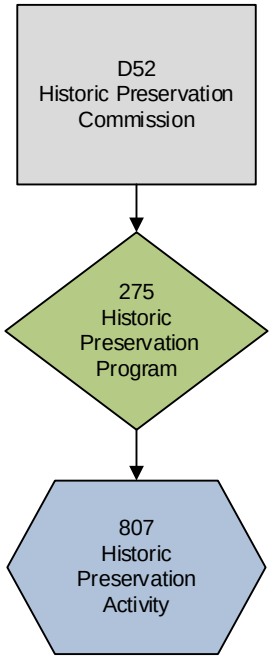

Historic Preservation Commission D52

Summary of Commission Resources

	2014 Actual	2015 Budget	2015 Projected	2016 Budget
Commission Specific Revenues				
Taxes	0	0	0	0
Licenses and Permits	0	0	0	0
Intergovernmental	0	0	0	0
Charges for Services	0	0	0	0
Contributions and Other Grants	0	0	0	0
Fines & Forfeitures	0	0	0	0
Investment Income	0	0	0	0
Interfund Revenues	0	0	0	0
Transfers In	0	0	0	0
Other Financing Sources and Misc.	5	0	0	0
Total Revenues	**5**	**0**	**0**	**0**
Expenditures				
Personnel	3,970	3,843	2,602	0
Supplies	107	322	434	300
Purchased Services	2,167	3,560	3,804	2,242
Community Prgms/Contributions	0	0	0	0
Financing Costs	0	0	0	0
Transfers Out	0	0	0	0
Capital Outlay	0	0	0	0
Miscellaneous (Extraordinary/Special)	0	0	0	0
Total Expenditures	**6,244**	**7,725**	**6,840**	**2,542**
Excess Revenues / (Net Cost to the County)	**(6,239)**	**(7,725)**	**(6,840)**	**(2,542)**
General Appropriation Required	**6,239**	**7,725**	**6,840**	**2,542**
Budget Variance	**146**	**0**	**885**	**0**

Commission Resources Restated by Fund

Revenues				
General Fund	5	0	0	0
Total Revenues	**5**	**0**	**0**	**0**
Expenditures				
General Fund	6,244	7,725	6,840	2,542
Total Expenditures	**6,244**	**7,725**	**6,840**	**2,542**

275
Historic Preservation Program

Purpose Statement

The mission of the Historic Preservation Program is to provide historical, cultural and architectural landmark identification and nomination services to the Gunnison County Board of County Commissioners so it can evaluate landmarks for inclusion on the Gunnison County Register of Historic Landmarks. The Commission has to meet the requirements of the Colorado Historical Society Certified Local Government. The Commission is also responsible to make the community aware of historical information both County and State wide that is available to them and to continue to gather historical information on Gunnison County.

Summary of Program Resources

	2014 Actual	2015 Budget	2015 Projected	2016 Budget
Program Specific Revenues				
Taxes	0	0	0	0
Licenses and Permits	0	0	0	0
Intergovernmental	0	0	0	0
Charges for Services	0	0	0	0
Contributions and Other Grants	0	0	0	0
Fines & Forfeitures	0	0	0	0
Investment Income	0	0	0	0
Interfund Revenues	0	0	0	0
Transfers In	0	0	0	0
Other Financing Sources and Misc.	5	0	0	0
Total Revenues	**5**	**0**	**0**	**0**
Expenditures				
Personnel	3,970	3,843	2,602	0
Supplies	107	322	434	300
Purchased Services	2,167	3,560	3,804	2,242
Community Prgms/Contributions	0	0	0	0
Financing Costs	0	0	0	0
Transfers Out	0	0	0	0
Capital Outlay	0	0	0	0
Miscellaneous (Extraordinary/Special)	0	0	0	0
Total Expenditures	**6,244**	**7,725**	**6,840**	**2,542**
Excess Revenues / (Net Cost to the County)	**(6,239)**	**(7,725)**	**(6,840)**	**(2,542)**
General Appropriation Required	**6,239**	**7,725**	**6,840**	**2,542**
Budget Variance	**146**	**0**	**885**	**0**

807
Historic Preservation Activity

Purpose Statement

The mission of the Historic Preservation Activity is to provide historical, cultural and architectural landmark identification and nomination services to the Gunnison County Board of County Commissioners so it can evaluate landmarks for inclusion on the Gunnison County Register of Historic Landmarks.

Resource Summary

	2014 Actual	2015 Budget	2015 Projected	2016 Budget
Activity Specific Revenues				
Taxes	0	0	0	0
Licenses and Permits	0	0	0	0
Intergovernmental	0	0	0	0
Charges for Services	0	0	0	0
Contributions and Other Grants	0	0	0	0
Fines & Forfeitures	0	0	0	0
Investment Income	0	0	0	0
Interfund Revenues	0	0	0	0
Transfers In	0	0	0	0
Other Financing Sources and Misc.	5	0	0	0
Total Revenues	**5**	**0**	**0**	**0**
Expenditures				
Personnel	3,970	3,843	2,602	0
Supplies	107	322	434	300
Purchased Services	2,167	3,560	3,804	2,242
Community Prgms/Contributions	0	0	0	0
Financing Costs	0	0	0	0
Transfers Out	0	0	0	0
Capital Outlay	0	0	0	0
Miscellaneous (Extraordinary/Special)	0	0	0	0
Total Expenditures	**6,244**	**7,725**	**6,840**	**2,542**
Excess Revenues / (Net Cost to the County)	**(6,239)**	**(7,725)**	**(6,840)**	**(2,542)**
General Appropriation Required	**6,239**	**7,725**	**6,840**	**2,542**
Budget Variance	**146**	**0**	**885**	**0**

Budget Changes

Proposed Change in Funding:	None.
Proposed Change in FTEs:	0.09, due to responsibilities being absorbed by the GIS Manager.
Performance Narrative:	With the responsibilities being absorbed by another position, the priorities and goals are being re-evaluated during this budget cycle.
Other:	

Core Services

- Historic Preservation Register property owner consultations
- Colorado Historical Society Certified Local Government requirement fulfillments
- Website services
- Brochures
- Educational program sessions
- Native Gunnison County resident interviews
- State and National Historic Preservation participations, property reviews
- Board of County Commissioner landmark recommendations
- Historic site mapping services
- Films made in Gunnison County
- Survey as required by the CLG
- Mapping downtown Gunnison buildings/businesses
- Sponsor activities during Colorado Historical Preservation Month (May)

Key Performance Measures

	Measure Type	2014 Actual	2015 Budget	2015 Projected	2016 Budget
Number of local properties designated as historic resources.	Result	25	25	25	25
Number of design review hearings for designated properties.	Output	New Measure	New Measure	2	2
Number of new local historic property designations.	Output	0	0	0	0

Mission Statement

On January 1, 2013, an intergovernmental housing authority under C.R.S. 29-1-204.5 called the Gunnison Valley Regional Housing Authority was created, and service delivery was transferred to this new organization.

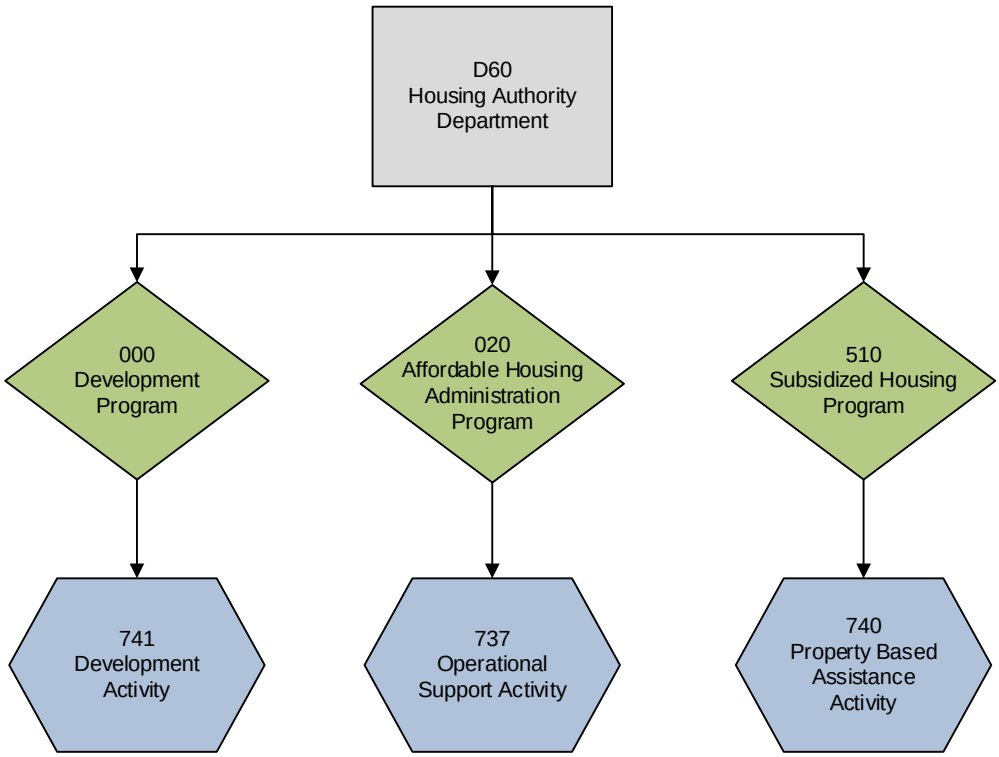

Summary of Department Resources

	2014 Actual	2015 Budget	2015 Projected	2016 Budget
Department Specific Revenues				
Taxes	0	0	0	0
Licenses and Permits	0	0	0	0
Intergovernmental	147,328	142,000	142,000	142,000
Charges for Services	5,173	5,104	5,154	5,154
Contributions and Other Grants	0	0	0	0
Fines & Forfeitures	2,828	150	150	150
Investment Income	678	890	910	490
Interfund Revenues	0	0	0	0
Transfers In	17,600	10,000	10,000	10,000
Other Financing Sources and Misc.	206,491	200,857	194,456	179,456
Total Revenues	**380,098**	**359,001**	**352,670**	**337,250**
Expenditures				
Personnel	1,803	3,574	3,678	3,648
Supplies	543	300	435	435
Purchased Services	184,805	184,714	178,679	169,403
Community Prgms/Contributions	0	0	0	0
Financing Costs	146,863	110,997	111,090	111,090
Transfers Out	97,088	29,717	29,717	39,484
Capital Outlay	23,812	0	129,517	0
Miscellaneous (Extraordinary/Special)	15,688	9,500	0	0
Total Expenditures	**473,602**	**338,802**	**453,116**	**324,060**
Excess Revenues / (Net Cost to the County)	**(93,504)**	**20,199**	**(100,446)**	**13,190**
General Appropriation Required	**93,504**	**0**	**100,446**	**0**
Budget Variance	**64,135**	**0**	**(120,645)**	**0**

Department Resources Restated by Fund

Revenues				
Housing Authority Fund	113,547	84,488	77,787	62,687
Senior Housing Fund	230,063	238,025	238,395	238,075
Assisted Living Fund	36,488	36,488	36,488	36,488
Total Revenues	**380,098**	**359,001**	**352,670**	**337,250**
Expenditures				
Housing Authority Fund	170,930	67,495	65,804	65,300
Senior Housing Fund	266,184	234,819	350,824	222,272
Assisted Living Fund	36,488	36,488	36,488	36,488
Total Expenditures	**473,602**	**338,802**	**453,116**	**324,060**

000
Development Program

Purpose Statement

The purpose of the Development Program is to provide affordable housing acquisition and construction services to low- and moderate-income residents of Gunnison County so they can have access to increased choices and supply of affordable housing.

Summary of Program Resources

	2014 Actual	2015 Budget	2015 Projected	2016 Budget
Program Specific Revenues				
Taxes	0	0	0	0
Licenses and Permits	0	0	0	0
Intergovernmental	0	0	0	0
Charges for Services	0	0	0	0
Contributions and Other Grants	0	0	0	0
Fines & Forfeitures	2,530	0	0	0
Investment Income	0	0	0	0
Interfund Revenues	0	0	0	0
Transfers In	17,600	0	0	0
Other Financing Sources and Misc.	63,013	59,284	52,883	37,883
Total Revenues	**83,143**	**59,284**	**52,883**	**37,883**
Expenditures				
Personnel	75	0	0	0
Supplies	162	0	0	0
Purchased Services	49,151	41,340	39,556	29,285
Community Prgms/Contributions	0	0	0	0
Financing Costs	2,527	2,527	2,595	2,595
Transfers Out	0	0	0	0
Capital Outlay	10,000	0	0	0
Miscellaneous (Extraordinary/Special)	0	0	0	0
Total Expenditures	**61,915**	**43,867**	**42,151**	**31,880**
Excess Revenues / (Net Cost to the County)	**21,228**	**15,417**	**10,732**	**6,003**
General Appropriation Required	**0**	**0**	**0**	**0**
Budget Variance	**19,828**	**0**	**(4,685)**	**0**

741
Development Activity

Purpose Statement

The purpose of the Development Activity is to provide affordable housing acquisition and construction services to low- and moderate-income residents of Gunnison County so they can have access to increased choices and supply of affordable housing.

Resource Summary

	2014 Actual	2015 Budget	2015 Projected	2016 Budget
Activity Specific Revenues				
Taxes	0	0	0	0
Licenses and Permits	0	0	0	0
Intergovernmental	0	0	0	0
Charges for Services	0	0	0	0
Contributions and Other Grants	0	0	0	0
Fines & Forfeitures	2,530	0	0	0
Investment Income	0	0	0	0
Interfund Revenues	0	0	0	0
Transfers In	17,600	0	0	0
Other Financing Sources and Misc.	63,013	59,284	52,883	37,883
Total Revenues	**83,143**	**59,284**	**52,883**	**37,883**
Expenditures				
Personnel	75	0	0	0
Supplies	162	0	0	0
Purchased Services	49,151	41,340	39,556	29,285
Community Prgms/Contributions	0	0	0	0
Financing Costs	2,527	2,527	2,595	2,595
Transfers Out	0	0	0	0
Capital Outlay	10,000	0	0	0
Miscellaneous (Extraordinary/Special)	0	0	0	0
Total Expenditures	**61,915**	**43,867**	**42,151**	**31,880**
Excess Revenues / (Net Cost to the County)	**21,228**	**15,417**	**10,732**	**6,003**
General Appropriation Required	**0**	**0**	**0**	**0**
Budget Variance	**19,828**	**0**	**(4,685)**	**0**

020
Affordable Housing Administration Program

Purpose Statement

The purpose of the Affordable Housing Administration Program is to provide customer service, housing and homeownership information services to residents of Gunnison County so they can make informed decisions about affordable housing.

Summary of Program Resources

	2014 Actual	2015 Budget	2015 Projected	2016 Budget
Program Specific Revenues				
Taxes	0	0	0	0
Licenses and Permits	0	0	0	0
Intergovernmental	9,206	0	0	0
Charges for Services	5,073	5,104	5,104	5,104
Contributions and Other Grants	0	0	0	0
Fines & Forfeitures	0	0	0	0
Investment Income	437	600	300	200
Interfund Revenues	0	0	0	0
Transfers In	0	10,000	10,000	10,000
Other Financing Sources and Misc.	15,688	9,500	9,500	9,500
Total Revenues	**30,405**	**25,204**	**24,904**	**24,804**
Expenditures				
Personnel	0	0	0	0
Supplies	0	0	0	0
Purchased Services	11,902	3,911	3,911	3,911
Community Prgms/Contributions	0	0	0	0
Financing Costs	25	0	25	25
Transfers Out	97,088	19,717	19,717	29,484
Capital Outlay	0	0	0	0
Miscellaneous (Extraordinary/Special)	0	0	0	0
Total Expenditures	**109,015**	**23,628**	**23,653**	**33,420**
Excess Revenues / (Net Cost to the County)	**(78,610)**	**1,576**	**1,251**	**(8,616)**
General Appropriation Required	**78,610**	**0**	**0**	**8,616**
Budget Variance	**16,805**	**0**	**(325)**	**0**

737
Operational Support Activity

Purpose Statement

The purpose of the Operational Support Activity is to provide office management, customer service, monitoring and information services to housing clients and residents of Gunnison County so they can make informed decisions about affordable housing.

Resource Summary

	2014 Actual	2015 Budget	2015 Projected	2016 Budget
Activity Specific Revenues				
Taxes	0	0	0	0
Licenses and Permits	0	0	0	0
Intergovernmental	9,206	0	0	0
Charges for Services	5,073	5,104	5,104	5,104
Contributions and Other Grants	0	0	0	0
Fines & Forfeitures	0	0	0	0
Investment Income	437	600	300	200
Interfund Revenues	0	0	0	0
Transfers In	0	10,000	10,000	10,000
Other Financing Sources and Misc.	15,688	9,500	9,500	9,500
Total Revenues	**30,405**	**25,204**	**24,904**	**24,804**
Expenditures				
Personnel	0	0	0	0
Supplies	0	0	0	0
Purchased Services	11,902	3,911	3,911	3,911
Community Prgms/Contributions	0	0	0	0
Financing Costs	25	0	25	25
Transfers Out	97,088	19,717	19,717	29,484
Capital Outlay	0	0	0	0
Miscellaneous (Extraordinary/Special)	0	0	0	0
Total Expenditures	**109,015**	**23,628**	**23,653**	**33,420**
Excess Revenues / (Net Cost to the County)	**(78,610)**	**1,576**	**1,251**	**(8,616)**
General Appropriation Required	**78,610**	**0**	**0**	**8,616**
Budget Variance	**16,805**	**0**	**(325)**	**0**

510
Subsidized Housing Program

Purpose Statement

The purpose of the Subsidized Housing Program is to provide subsidized rental housing services to low-income residents so they can have safe, quality and affordable housing where they are satisfied to live.

Summary of Program Resources

	2014 Actual	2015 Budget	2015 Projected	2016 Budget
Program Specific Revenues				
Taxes	0	0	0	0
Licenses and Permits	0	0	0	0
Intergovernmental	138,122	142,000	142,000	142,000
Charges for Services	100	0	50	50
Contributions and Other Grants	0	0	0	0
Fines & Forfeitures	298	150	150	150
Investment Income	240	290	610	290
Interfund Revenues	0	0	0	0
Transfers In	0	0	0	0
Other Financing Sources and Misc.	127,791	132,073	132,073	132,073
Total Revenues	**266,551**	**274,513**	**274,883**	**274,563**
Expenditures				
Personnel	1,728	3,574	3,678	3,648
Supplies	381	300	435	435
Purchased Services	123,752	139,463	135,212	136,207
Community Prgms/Contributions	0	0	0	0
Financing Costs	144,311	108,470	108,470	108,470
Transfers Out	0	10,000	10,000	10,000
Capital Outlay	16,812	0	129,517	0
Miscellaneous (Extraordinary/Special)	15,688	9,500	0	0
Total Expenditures	**302,672**	**271,307**	**387,312**	**258,760**
Excess Revenues / (Net Cost to the County)	**(36,121)**	**3,206**	**(112,429)**	**15,803**
General Appropriation Required	**36,121**	**0**	**112,429**	**0**
Budget Variance	**27,503**	**0**	**(115,635)**	**0**

740
Property Based Assistance Activity

Purpose Statement

The purpose of the Property Based Assistance Activity is to provide housing and support services to low-income senior and disabled residents so they can have a safe, affordable place where they are satisfied to live.

Resource Summary

	2014 Actual	2015 Budget	2015 Projected	2016 Budget
Activity Specific Revenues				
Taxes	0	0	0	0
Licenses and Permits	0	0	0	0
Intergovernmental	138,122	142,000	142,000	142,000
Charges for Services	100	0	50	50
Contributions and Other Grants	0	0	0	0
Fines & Forfeitures	298	150	150	150
Investment Income	240	290	610	290
Interfund Revenues	0	0	0	0
Transfers In	0	0	0	0
Other Financing Sources and Misc.	127,791	132,073	132,073	132,073
Total Revenues	**266,551**	**274,513**	**274,883**	**274,563**
Expenditures				
Personnel	1,728	3,574	3,678	3,648
Supplies	381	300	435	435
Purchased Services	123,752	139,463	135,212	136,207
Community Prgms/Contributions	0	0	0	0
Financing Costs	144,311	108,470	108,470	108,470
Transfers Out	0	10,000	10,000	10,000
Capital Outlay	16,812	0	129,517	0
Miscellaneous (Extraordinary/Special)	15,688	9,500	0	0
Total Expenditures	**302,672**	**271,307**	**387,312**	**258,760**
Excess Revenues / (Net Cost to the County)	**(36,121)**	**3,206**	**(112,429)**	**15,803**
General Appropriation Required	**36,121**	**0**	**112,429**	**0**
Budget Variance	**27,503**	**0**	**(115,635)**	**0**

Information Technology Department D65

Mission Statement

The mission of the Information Technology Department is to provide IT infrastructure, personal computing, communications, policy and support services to Gunnison County departments so they can communicate without interruption, achieve their operational results and fulfill their mission.

Department Director

John Felix
221 N. Wisconsin
Gunnison, CO 81230
(970) 641-1410
jfelix@gunnisoncounty.org

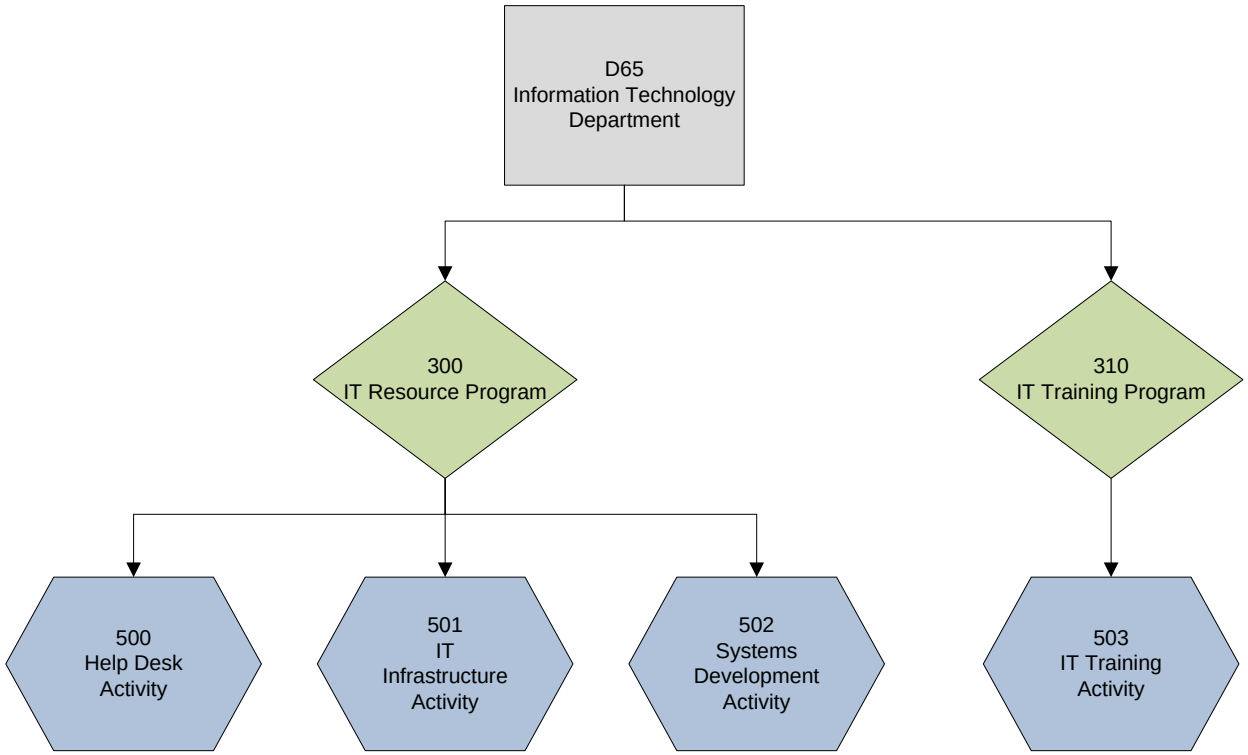

Information Technology Department D65

Summary of Department Resources

	2014 Actual	2015 Budget	2015 Projected	2016 Budget
Department Specific Revenues				
Taxes	0	0	0	0
Licenses and Permits	0	0	0	0
Intergovernmental	0	0	0	0
Charges for Services	0	0	0	0
Contributions and Other Grants	0	0	0	0
Fines & Forfeitures	0	0	0	0
Investment Income	2,381	2,000	4,300	2,000
Interfund Revenues	574,620	579,466	601,437	601,437
Transfers In	33,060	11,000	11,000	11,000
Other Financing Sources and Misc.	4,693	300	4,500	300
Total Revenues	**614,754**	**592,766**	**621,237**	**614,737**
Expenditures				
Personnel	216,513	249,956	255,717	248,865
Supplies	45,651	79,375	66,680	67,454
Purchased Services	165,731	229,313	285,398	203,718
Community Prgms/Contributions	0	0	0	0
Financing Costs	24	0	0	0
Transfers Out	66,876	71,704	71,704	76,500
Capital Outlay	42,367	220,500	181,500	160,500
Miscellaneous (Extraordinary/Special)	0	0	0	0
Total Expenditures	**537,162**	**850,848**	**860,999**	**757,037**
Excess Revenues / (Net Cost to the County)	**77,592**	**(258,082)**	**(239,762)**	**(142,300)**
General Appropriation Required	**0**	**258,082**	**243,265**	**153,899**
Budget Variance	**161,413**	**0**	**18,320**	**0**

Department Resources Restated by Fund

Revenues				
ISF-II	614,754	592,766	621,237	614,737
Total Revenues	**614,754**	**592,766**	**621,237**	**614,737**
Expenditures				
ISF-II	537,162	850,848	860,999	757,037
Total Expenditures	**537,162**	**850,848**	**860,999**	**757,037**

300
IT Resource Program

Purpose Statement

The purpose of the IT Resource Program is to provide help desk, infrastructure and development services to County departments so they can conduct their business in a well-supported, secure and compatible computing environment with adequate capacity.

Summary of Program Resources

	2014 Actual	2015 Budget	2015 Projected	2016 Budget
Program Specific Revenues				
Taxes	0	0	0	0
Licenses and Permits	0	0	0	0
Intergovernmental	0	0	0	0
Charges for Services	0	0	0	0
Contributions and Other Grants	0	0	0	0
Fines & Forfeitures	0	0	0	0
Investment Income	2,381	2,000	4,300	2,000
Interfund Revenues	553,414	556,674	579,142	579,142
Transfers In	33,060	11,000	11,000	11,000
Other Financing Sources and Misc.	4,693	300	4,500	300
Total Revenues	**593,548**	**569,974**	**598,942**	**592,442**
Expenditures				
Personnel	202,393	233,500	239,261	232,088
Supplies	45,651	79,375	66,680	67,454
Purchased Services	160,220	222,977	283,062	200,318
Community Prgms/Contributions	0	0	0	0
Financing Costs	24	0	0	0
Transfers Out	66,876	71,704	71,704	76,500
Capital Outlay	42,367	220,500	181,500	160,500
Miscellaneous (Extraordinary/Special)	0	0	0	0
Total Expenditures	**517,530**	**828,056**	**842,207**	**736,860**
Excess Revenues / (Net Cost to the County)	**6,018**	**(258,082)**	**(243,265)**	**(144,418)**
General Appropriation Required	0	258,082	243,265	153,899
Budget Variance	159,839	0	14,817	0

500
Help Desk Activity

Purpose Statement

The purpose of the Help Desk Activity is to provide hardware, software, connectivity and rapid response services to County departments so they can do their work in an electronic environment and have their questions answered and problems solved in a timely fashion.

Resource Summary

	2014 Actual	2015 Budget	2015 Projected	2016 Budget
Activity Specific Revenues				
Taxes	0	0	0	0
Licenses and Permits	0	0	0	0
Intergovernmental	0	0	0	0
Charges for Services	0	0	0	0
Contributions and Other Grants	0	0	0	0
Fines & Forfeitures	0	0	0	0
Investment Income	2,381	2,000	4,300	2,000
Interfund Revenues	183,804	183,648	191,739	191,739
Transfers In	0	0	0	0
Other Financing Sources and Misc.	1,391	0	4,200	0
Total Revenues	**187,576**	**185,648**	**200,239**	**193,739**
Expenditures				
Personnel	89,650	104,614	108,014	104,463
Supplies	17,485	34,500	18,355	23,355
Purchased Services	37,697	46,534	85,660	50,440
Community Prgms/Contributions	0	0	0	0
Financing Costs	0	0	0	0
Transfers Out	0	0	0	0
Capital Outlay	1,639	0	6,000	6,000
Miscellaneous (Extraordinary/Special)	0	0	0	0
Total Expenditures	**146,471**	**185,648**	**218,029**	**184,258**
Excess Revenues / (Net Cost to the County)	**41,105**	**0**	**(17,790)**	**9,481**
General Appropriation Required	**0**	**0**	**17,790**	**0**
Budget Variance	**41,105**	**0**	**(17,790)**	**0**

Budget Changes

Proposed Change in Funding:	None.
Proposed Change in FTEs:	None.
Performance Narrative:	The department projected below target for 2015 NORMAL priority tickets due to loss of personnel.
Other:	

Core Services

- Help Desk Responses
- Purchases and Support for phones, desktop and laptop computers, printers, fax machines, email accounts, photo copiers and postage machines.
- System Log-On Accounts
- Application Updates
- Application Installations and Updates
- Data Recoveries

Key Performance Measures

	Measure Type	2014 Actual	2015 Budget	2015 Projected	2016 Budget
Percentage of HIGH-priority support tickets that are resolved within one day of the request.	Result	22.4%	75%	75%	75%
Percentage of NORMAL-priority support tickets that are resolved within two days of the request.	Result	37.6%	85%	60%	85%

501
IT Infrastructure Activity

Purpose Statement

The purpose of the IT Infrastructure Activity is to provide systems, network and security services to County departments so they can communicate and operate in secure environments, have adequate systems capacity and experience minimal down time.

Resource Summary

	2014 Actual	2015 Budget	2015 Projected	2016 Budget
Activity Specific Revenues				
Taxes	0	0	0	0
Licenses and Permits	0	0	0	0
Intergovernmental	0	0	0	0
Charges for Services	0	0	0	0
Contributions and Other Grants	0	0	0	0
Fines & Forfeitures	0	0	0	0
Investment Income	0	0	0	0
Interfund Revenues	369,610	373,026	387,403	387,403
Transfers In	0	0	0	0
Other Financing Sources and Misc.	3,302	300	300	300
Total Revenues	**372,912**	**373,326**	**387,703**	**387,703**
Expenditures				
Personnel	112,743	128,886	131,247	127,625
Supplies	28,166	44,875	48,325	44,099
Purchased Services	121,023	118,619	140,578	138,878
Community Prgms/Contributions	0	0	0	0
Financing Costs	24	0	0	0
Transfers Out	66,876	71,704	71,704	76,500
Capital Outlay	18,669	200,500	154,500	154,500
Miscellaneous (Extraordinary/Special)				
Total Expenditures	**347,500**	**564,584**	**546,354**	**541,602**
Excess Revenues / (Net Cost to the County)	**25,412**	**(191,258)**	**(158,651)**	**(153,899)**
General Appropriation Required	**0**	**191,258**	**158,651**	**153,899**
Budget Variance	**37,783**	**0**	**32,607**	**0**

Budget Changes

Proposed Change in Funding:	None.
Proposed Change in FTEs:	None.
Performance Narrative:	Exact 2015 projection measurements are not readily available, but they are estimated to be 99%.
Other:	

Core Services

- Servers
- Network
- Phone System
- Internet Connectivity
- Security Systems
- Systems Management Services
- System Backup, Recovery, and Disaster Recovery

Key Performance Measures

	Measure Type	2014 Actual	2015 Budget	2015 Projected	2016 Budget
Percentage of work days when internet use does not exceed 90% of available bandwidth.	Result	99%	99%	99%	99%
Percentage of work time departments have adequate server or network capacity to conduct their business.	Result	99%	99%	99%	99%

= This performance measure aligns directly with the Commissioners' Strategic Plan.

502
Systems Development Activity

Purpose Statement

The purpose of the Systems Development Activity is to provide analysis and consultation services to County departments so they can make informed decisions regarding the functionality and timing of new systems and applications, as well as compatibility with existing IT infrastructure.

Resource Summary

	2014 Actual	2015 Budget	2015 Projected	2016 Budget
Activity Specific Revenues				
Taxes	0	0	0	0
Licenses and Permits	0	0	0	0
Intergovernmental	0	0	0	0
Charges for Services	0	0	0	0
Contributions and Other Grants	0	0	0	0
Fines & Forfeitures	0	0	0	0
Investment Income	0	0	0	0
Interfund Revenues	0	0	0	0
Transfers In	33,060	11,000	11,000	11,000
Other Financing Sources and Misc.	0	0	0	0
Total Revenues	**33,060**	**11,000**	**11,000**	**11,000**
Expenditures				
Personnel	0	0	0	0
Supplies	0	0	0	0
Purchased Services	1,500	57,824	56,824	11,000
Community Prgms/Contributions	0	0	0	0
Financing Costs	0	0	0	0
Transfers Out	0	0	0	0
Capital Outlay	22,060	20,000	21,000	0
Miscellaneous (Extraordinary/Special)	0	0	0	0
Total Expenditures	**23,560**	**77,824**	**77,824**	**11,000**
Excess Revenues / (Net Cost to the County)	**9,500**	**(66,824)**	**(66,824)**	**0**
General Appropriation Required	**0**	**66,824**	**66,824**	**0**
Budget Variance	**80,950**	**0**	**0**	**0**

Budget Changes

Proposed Change in Funding:	None.
Proposed Change in FTEs:	None.
Performance Narrative:	The department continues to perform well in this category.
Other:	

Core Services

- Systems Purchasing Consultations
- System Analyses

Key Performance Measures

	Measure Type	2014 Actual	2015 Budget	2015 Projected	2016 Budget
Percentage of department heads reporting that they had the information they needed to make informed systems decisions.	Result	94%	85%	94%	85%

310
IT Training Program

Purpose Statement

The purpose of the IT Training Program is to provide orientation and training services to County departments so they can build the capacity of their employees to be proficient in Microsoft Windows and Office Suite, understand County policy regarding the use of IT resources and participate in security practices.

Summary of Program Resources

	2014 Actual	2015 Budget	2015 Projected	2016 Budget
Program Specific Revenues				
Taxes	0	0	0	0
Licenses and Permits	0	0	0	0
Intergovernmental	0	0	0	0
Charges for Services	0	0	0	0
Contributions and Other Grants	0	0	0	0
Fines & Forfeitures	0	0	0	0
Investment Income	0	0	0	0
Interfund Revenues	21,206	22,792	22,295	22,295
Transfers In	0	0	0	0
Other Financing Sources and Misc.	0	0	0	0
Total Revenues	**21,206**	**22,792**	**22,295**	**22,295**
Expenditures				
Personnel	14,121	16,456	16,456	16,777
Supplies	0	0	0	0
Purchased Services	5,511	6,336	2,336	3,400
Community Prgms/Contributions	0	0	0	0
Financing Costs	0	0	0	0
Transfers Out	0	0	0	0
Capital Outlay	0	0	0	0
Miscellaneous (Extraordinary/Special)	0	0	0	0
Total Expenditures	**19,632**	**22,792**	**18,792**	**20,177**
Excess Revenues / (Net Cost to the County)	**1,574**	**0**	**3,503**	**2,118**
General Appropriation Required	**0**	**0**	**0**	**0**
Budget Variance	**1,574**	**0**	**3,503**	**0**

503
IT Training Activity

Purpose Statement

The purpose of the IT Training Activity is to provide orientation and training services to County departments so they can build the capacity of their employees to be proficient in Microsoft Windows and Office Suite, understand County policy regarding the use of IT resources and participate in security practices.

Resource Summary

	2014 Actual	2015 Budget	2015 Projected	2016 Budget
Activity Specific Revenues				
Taxes	0	0	0	0
Licenses and Permits	0	0	0	0
Intergovernmental	0	0	0	0
Charges for Services	0	0	0	0
Contributions and Other Grants	0	0	0	0
Fines & Forfeitures	0	0	0	0
Investment Income	0	0	0	0
Interfund Revenues	21,206	22,792	22,295	22,295
Transfers In	0	0	0	0
Other Financing Sources and Misc.	0	0	0	0
Total Revenues	**21,206**	**22,792**	**22,295**	**22,295**
Expenditures				
Personnel	14,121	16,456	16,456	16,777
Supplies	0	0	0	0
Purchased Services	5,511	6,336	2,336	3,400
Community Prgms/Contributions	0	0	0	0
Financing Costs	0	0	0	0
Transfers Out	0	0	0	0
Capital Outlay	0	0	0	0
Miscellaneous (Extraordinary/Special)	0	0	0	0
Total Expenditures	**19,632**	**22,792**	**18,792**	**20,177**
Excess Revenues / (Net Cost to the County)	**1,574**	**0**	**3,503**	**2,118**
General Appropriation Required	**0**	**0**	**0**	**0**
Budget Variance	**1,574**	**0**	**3,503**	**0**

Budget Changes

Proposed Change in Funding:	None.
Proposed Change in FTEs:	None.
Performance Narrative:	Due to personnel changes, the 2014 and 2015 data for the below measures was not readily available.
Other:	

Core Services

- Microsoft Applications Training Sessions
- New Employee Orientations

Key Performance Measures

	Measure Type	2014 Actual	2015 Budget	2015 Projected	2016 Budget
Percentage of employee training sessions requested via the annual employee survey that were provided.	Result	N/A – New Measure	75%	N/A – New Measure	75%
Percentage of employee training sessions provided that were attended.	Result	N/A – New Measure	75%	N/A – New Measure	75%

Juvenile Services Department D70

Mission Statement

The mission of the Juvenile Services Department is to provide information, prevention and intervention services to youth and their families so they can become healthy, responsible and productively involved in their communities.

Department Director

Janet Reinman
200 E. Virginia Ave.
Gunnison, CO 81230
(970) 641-4710
jreinman@gunnisoncounty.org

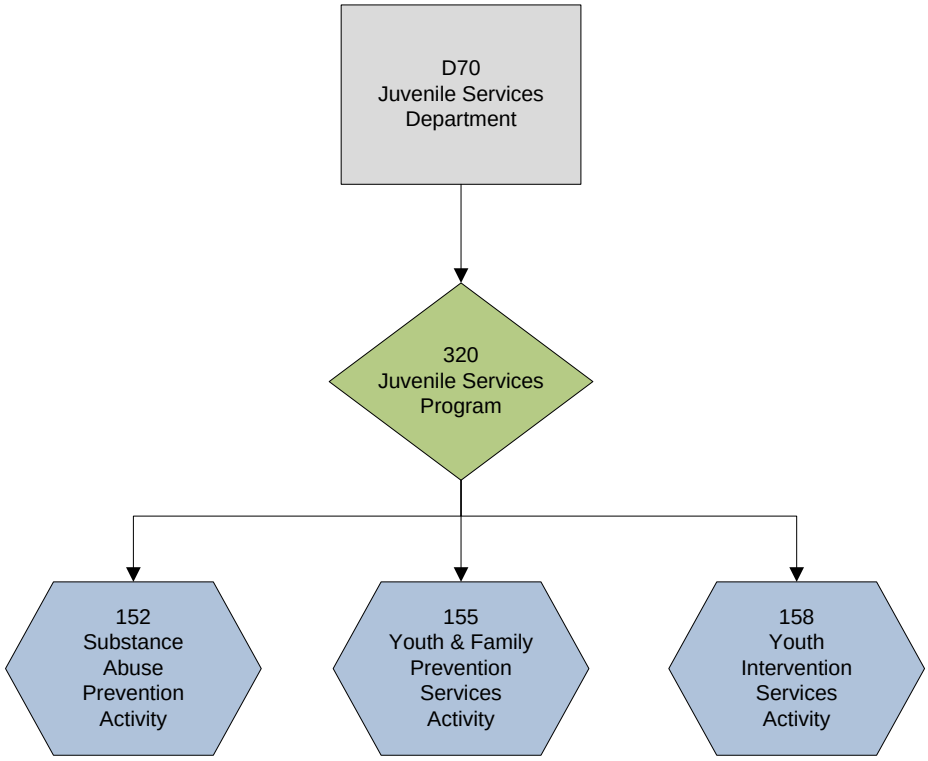

Juvenile Services Department D70

Summary of Department Resources

	2014 Actual	2015 Budget	2015 Projected	2016 Budget
Department Specific Revenues				
Taxes	0	0	0	0
Licenses and Permits	0	0	0	0
Intergovernmental	364,017	471,096	476,840	453,001
Charges for Services	1,480	1,200	1,200	1,200
Contributions and Other Grants	25,267	17,794	31,266	11,184
Fines & Forfeitures	0	0	0	0
Investment Income	0	0	0	0
Interfund Revenues	0	0	0	0
Transfers In	0	0	0	0
Other Financing Sources and Misc.	356	0	0	0
Total Revenues	**391,120**	**490,090**	**509,306**	**465,385**
Expenditures				
Personnel	296,872	303,584	351,654	349,229
Supplies	13,507	21,145	26,503	17,743
Purchased Services	97,477	173,107	135,522	118,303
Community Prgms/Contributions	2,925	5,450	7,850	6,500
Financing Costs	0	0	0	0
Transfers Out	0	0	0	0
Capital Outlay	0	0	0	0
Miscellaneous (Extraordinary/Special)	0	0	625	1,875
Total Expenditures	**410,781**	**503,285**	**522,154**	**493,650**
Excess Revenues / (Net Cost to the County)	**(19,661)**	**(13,195)**	**(12,849)**	**(28,264)**
General Appropriation Required	**19,661**	**13,195**	**12,849**	**28,264**
Budget Variance	**1,571**	**0**	**346**	**0**

Department Resources Restated by Fund

Revenues				
General Fund	279,100	366,729	380,332	339,994
Human Services Fund	112,019	123,361	128,974	125,391
Total Revenues	**391,120**	**490,090**	**509,306**	**465,385**
Expenditures				
General Fund	298,761	379,924	393,180	368,258
Human Services Fund	112,019	123,361	128,974	125,392
Total Expenditures	**410,781**	**503,285**	**522,154**	**493,650**

320
Juvenile Services Program

Purpose Statement

The purpose of the Juvenile Services program is to provide information, prevention and intervention services to youth and their families so they can refrain from substance use and abuse, stay out of the justice system and remain in their communities.

Summary of Program Resources

	2014 Actual	2015 Budget	2015 Projected	2016 Budget
Program Specific Revenues				
Taxes	0	0	0	0
Licenses and Permits	0	0	0	0
Intergovernmental	364,017	471,096	476,840	453,001
Charges for Services	1,480	1,200	1,200	1,200
Contributions and Other Grants	25,267	17,794	31,266	11,184
Fines & Forfeitures	0	0	0	0
Investment Income	0	0	0	0
Interfund Revenues	0	0	0	0
Transfers In	0	0	0	0
Other Financing Sources and Misc.	356	0	0	0
Total Revenues	391,120	490,090	509,306	465,385
Expenditures				
Personnel	296,872	303,584	351,654	349,229
Supplies	13,507	21,145	26,503	17,743
Purchased Services	97,477	173,107	135,522	118,303
Community Prgms/Contributions	2,925	5,450	7,850	6,500
Financing Costs	0	0	0	0
Transfers Out	0	0	0	0
Capital Outlay	0	0	0	0
Miscellaneous (Extraordinary/Special)	0	0	625	1,875
Total Expenditures	410,781	503,285	522,154	493,650
Excess Revenues / (Net Cost to the County)	(19,661)	(13,195)	(12,849)	(28,264)
General Appropriation Required	19,661	13,195	12,849	28,264
Budget Variance	1,571	0	346	0

152
Gunnison County Substance Abuse Prevention Project Activity

Purpose Statement

The purpose of the Gunnison County Substance Abuse Prevention Project (GCSAPP) Activity is to utilize evidence-based strategies and community mobilization to reduce substance use by youth in Gunnison County so youth can become healthy, stable and productively involved in their communities.

Resource Summary

	2014 Actual	2015 Budget	2015 Projected	2016 Budget
Activity Specific Revenues				
Taxes	0	0	0	0
Licenses and Permits	0	0	0	0
Intergovernmental	183,183	241,760	245,126	221,717
Charges for Services	0	0	0	0
Contributions and Other Grants	24,011	17,794	29,891	9,809
Fines & Forfeitures	0	0	0	0
Investment Income	0	0	0	0
Interfund Revenues	0	0	0	0
Transfers In	0	0	0	0
Other Financing Sources and Misc.	0	0	0	0
Total Revenues	**207,194**	**259,554**	**275,017**	**231,526**
Expenditures				
Personnel	123,316	107,239	140,875	142,241
Supplies	10,933	17,816	21,595	13,023
Purchased Services	61,819	113,189	90,553	58,223
Community Prgms/Contributions	2,925	5,450	7,850	6,500
Financing Costs	0	0	0	0
Transfers Out	0	0	0	0
Capital Outlay	0	0	0	0
Miscellaneous (Extraordinary/Special)	0	0	0	0
Total Expenditures	**198,993**	**243,693**	**260,873**	**219,987**
Excess Revenues / (Net Cost to the County)	**8,202**	**15,861**	**14,144**	**11,539**
General Appropriation Required	**0**	**0**	**0**	**0**
Budget Variance	**1,158**	**0**	**(1,717)**	**0**

Budget Changes

Proposed Change in Funding:	$20,119 reduction or .08 decrease from the loss of a Public Health Tobacco Grant
Proposed Change in FTEs:	None.
Performance Narrative:	GCSAPP's key measures continue to be successful. GCSAPP's efforts have helped with the education of youth, parents and community members and with the reduction of substance use by youth in Gunnison County. Reflected in the self-reported use rates from the Healthy Kids Colorado Survey, 6th -12th grade students reporting not using alcohol, marijuana and tobacco (combined) has increased from 87 % in 2013 to 88% in 2014. GCSAPP continues to engage parents in education and provides tools on talking with their youth about substance use. The Choice Pass, GCSAPP's largest program and strongest community collaboration has grown to over 650 students. With the continuation of GCSAPP's efforts and our community support we expect to see continued success in years to come.
Other:	

Core Services

- Parent Education
- Prevention Education in Schools and Community
- Alternative Activities for Youth
- Youth Engagement

Key Performance Measures

	Measure Type	2014 Actual	2015 Budget	2015 Projected	2016 Budget
Percentage of parents who report in the Parent Survey that they are familiar with GCSAPP. (Surveys are done every other year during even years.)	Result	92%	80%	92%	93%
Percentage of students who report talking with their parents about alcohol, tobacco and/or drugs in the past 12 months.	Result	64%	56%	57%	59%
Percentage of students who report NOT using alcohol, tobacco and	Result	88%	90%	89%	89%

marijuana (combined)
annually.

= This performance measure aligns directly with the Commissioners' Strategic Plan.

155
Youth and Family Prevention Services Activity

Purpose Statement

The purpose of the Youth and Family Prevention Services Activity is to provide individual support and access to services based on the strengths and needs of multi-system involved youth and their families, so they can be safe in their homes and community, successful in school and overcome challenges facing them.

Resource Summary

	2014 Actual	2015 Budget	2015 Projected	2016 Budget
Activity Specific Revenues				
Taxes	0	0	0	0
Licenses and Permits	0	0	0	0
Intergovernmental	110,681	123,361	127,599	124,016
Charges for Services	0	0	0	0
Contributions and Other Grants	1,256	0	1,375	1,375
Fines & Forfeitures	0	0	0	0
Investment Income	0	0	0	0
Interfund Revenues	0	0	0	0
Transfers In	0	0	0	0
Other Financing Sources and Misc.	83	0	0	0
Total Revenues	**112,019**	**123,361**	**128,974**	**125,391**
Expenditures				
Personnel	87,542	97,564	97,569	99,643
Supplies	1,140	1,464	2,703	936
Purchased Services	23,338	24,333	28,077	22,938
Community Prgms/Contributions	0	0	0	0
Financing Costs	0	0	0	0
Transfers Out	0	0	0	0
Capital Outlay	0	0	0	0
Miscellaneous (Extraordinary/Special)	0	0	625	1,875
Total Expenditures	**112,019**	**123,361**	**128,974**	**125,392**
Excess Revenues / (Net Cost to the County)	**0**	**0**	**0**	**0**
General Appropriation Required	**0**	**0**	**0**	**0**
Budget Variance	**(280)**	**0**	**0**	**0**

Budget Changes

Proposed Change in Funding:	None.
Proposed Change in FTEs:	None.
Performance Narrative:	The Family Advocacy Support Team has received $40,461, a 9% increase from the previous year incentive payout. These resources, along with our carryover funds, will still allow us to serve 25 youth and families, of whom we expect 75% will refrain from further penetrating the Child welfare and Juvenile Justice systems. While we will need to reduce our general operating budget, we will still be able to provide direct services as needed to youth and families with the System of Care grant funds supporting staff and the blending and braiding of partner funds for direct services as needed to families.
Other:	

Core Services

- Case consultation services
- Family chosen Individual Service and Support Team
- Community Resource referrals for therapeutic, occupational therapy and educational support services.
- Prevention Services to include parent education, youth engagement, alternative activities, prevention education and parenting skills trainings.
- Financial assistance and resources
- Mentoring services and training sessions
- Independent living and Life skills
- In-home therapy
- Support groups
- Information and program meetings at the state and local level.

Key Performance Measures

	Measure Type	2014 Actual	2015 Budget	2015 Projected	2016 Budget
Percentage of youth/families participating in the FAST/ISST process who do not penetrate the Child Welfare or Juvenile Justice system.	Result	91.8%	90%	92%	92%
Percentage of families with an open child welfare case, participating in the FAST/ISST process that will have no new founded abuse or neglect.	Result	87.1%	90%	92%	92%

158
Youth Intervention Services Activity

Purpose Statement

The purpose of the Youth Intervention Services Activity is to provide assessment, case management, therapeutic intervention and restorative justice processes to court-referred youth so they can become responsible and accountable for their actions, make better life choices and have no further negative involvement within the justice system.

Resource Summary

	2014 Actual	2015 Budget	2015 Projected	2016 Budget
Activity Specific Revenues				
Taxes	0	0	0	0
Licenses and Permits	0	0	0	0
Intergovernmental	70,153	105,975	104,115	107,268
Charges for Services	1,480	1,200	1,200	1,200
Contributions and Other Grants	0	0	0	0
Fines & Forfeitures	0	0	0	0
Investment Income	0	0	0	0
Interfund Revenues	0	0	0	0
Transfers In	0	0	0	0
Other Financing Sources and Misc.	273	0	0	0
Total Revenues	**71,906**	**107,175**	**105,315**	**108,468**
Expenditures				
Personnel	86,015	98,781	113,210	107,345
Supplies	1,434	1,865	2,205	3,784
Purchased Services	12,320	35,585	16,892	37,142
Community Prgms/Contributions	0	0	0	0
Financing Costs	0	0	0	0
Transfers Out	0	0	0	0
Capital Outlay	0	0	0	0
Miscellaneous (Extraordinary/Special)	0	0	0	0
Total Expenditures	**99,769**	**136,231**	**132,307**	**148,271**
Excess Revenues / (Net Cost to the County)	**(27,863)**	**(29,056)**	**(26,992)**	**(39,803)**
General Appropriation Required	**27,863**	**29,056**	**26,992**	**39,803**
Budget Variance	**693**	**0**	**2,064**	**0**

Budget Changes

Proposed Change in Funding:	$7,000 or an increase of .05%
Proposed Change in FTEs:	None.
Performance Narrative:	The percentage of youth who do not receive additional charges during program involvement remains higher than 90% and the percentage of youth who do not commit a new offense within one year of program completion remains higher than 80% meeting our performance goals.
Other:	

Core Services

- Program client contracts
- Youth Meetings
- Case Management
- Intake screenings and assessments
- Life Skills
- Crisis Intervention
- Law Education
- Mentoring Services
- Parenting Support
- Family Team Meetings

Key Performance Measures

	Measure Type	2014 Actual	2015 Budget	2015 Projected	2016 Budget
Percentage of youth who do not receive additional charges during program involvement.	Result	94.7%	90%	90%	90%
Percentage of youth served by the program who do not commit a new offense within one year of program completion.	Result	88.9%	85%	80%	80%

Mission Statement

The mission of the Public Works Department is to provide infrastructure construction and management services to residents, visitors and County departments so they can travel on County roads, pursue recreational interests, and enjoy living in a more sustainable environment.

Department Director

Marlene Crosby
195 Basin Park Drive
Gunnison, CO 81230
(970) 641-0044
publicworks@gunnisoncounty.org

Summary of Department Resources

	2014 Actual	2015 Budget	2015 Projected	2016 Budget
Department Specific Revenues				
Taxes	173,173	170,000	180,000	170,000
Licenses and Permits	12,664	13,820	11,720	11,820
Intergovernmental	4,401,223	4,899,063	4,406,903	4,301,243
Charges for Services	1,573,675	1,550,642	1,597,011	1,564,499
Contributions and Other Grants	2,295	10,000	10,000	0
Fines & Forfeitures	5,295	4,980	4,830	4,920
Investment Income	32,088	26,380	38,700	29,000
Interfund Revenues	2,006,173	1,922,226	1,663,936	1,721,783
Transfers In	217,752	2,645,548	1,191,528	520,413
Other Financing Sources and Misc.	301,346	238,020	229,957	223,821
Total Revenues	**8,725,686**	**11,480,679**	**9,334,585**	**8,547,499**
Expenditures				
Personnel	3,266,544	3,607,075	3,627,303	3,809,248
Supplies	1,705,580	2,136,507	1,839,278	1,777,150
Purchased Services	2,884,331	3,996,882	2,781,117	3,091,880
Community Prgms/Contributions	2,000	2,500	2,500	2,500
Financing Costs	172,281	223,024	222,324	222,324
Transfers Out	591,841	2,912,607	1,632,195	622,313
Capital Outlay	348,877	1,658,129	1,423,655	1,722,923
Miscellaneous (Extraordinary/Special)	28,266	46,561	33,946	33,186
Total Expenditures	**8,999,720**	**14,583,285**	**11,562,318**	**11,281,524**
Excess Revenues / (Net Cost to the County)	**(274,034)**	**(3,102,606)**	**(2,227,733)**	**(2,734,025)**
General Appropriation Required	**274,034**	**3,102,606**	**2,227,733**	**2,734,025**
Budget Variance	**3,132,343**	**0**	**874,872**	**0**

Department Resources Restated by Fund

Revenues				
General Fund	107,862	704,816	602,096	254,494
Road and Bridge Fund	4,760,671	4,851,514	4,381,874	4,725,855
Sewer Fund	523,084	523,973	516,717	542,809
Water Fund	361,138	403,205	369,625	402,718
Solid Waste Fund	876,980	887,502	884,640	882,090
ISF-I	2,095,950	4,109,669	2,579,633	1,739,533
Total Revenues	**8,725,686**	**11,480,679**	**9,334,585**	**8,547,499**
Expenditures				
General Fund	489,968	1,026,294	873,736	563,381
Road and Bridge Fund	4,885,363	5,911,787	5,014,319	5,871,129
Sewer Fund	465,413	517,365	522,026	534,471
Water Fund	278,672	373,338	348,894	357,087
Solid Waste Fund	826,884	2,094,379	1,492,220	1,451,014
ISF-I	2,053,421	4,660,122	3,311,123	2,504,442
Total Expenditures	**8,999,720**	**14,583,285**	**11,562,318**	**11,281,524**

210
Fairgrounds Management Program

Purpose Statement

The purpose of the Fairgrounds Management Program is to provide multi-purpose meeting, grounds and event-management services to the community and County departments so that they can affordably hold their events and meetings in facilities that are centrally located, well managed and safe.

Summary of Program Resources

	2014 Actual	2015 Budget	2015 Projected	2016 Budget
Program Specific Revenues				
Taxes	0	0	0	0
Licenses and Permits	0	0	0	0
Intergovernmental	0	0	0	0
Charges for Services	0	0	0	0
Contributions and Other Grants	0	0	0	0
Fines & Forfeitures	0	0	0	0
Investment Income	0	0	0	0
Interfund Revenues	0	0	0	0
Transfers In	23,000	43,000	29,000	35,000
Other Financing Sources and Misc.	23,134	20,831	19,631	19,900
Total Revenues	**46,134**	**63,831**	**48,631**	**54,900**
Expenditures				
Personnel	162,512	167,173	167,173	166,252
Supplies	11,841	10,415	10,219	13,590
Purchased Services	49,004	50,478	49,306	51,882
Community Prgms/Contributions	0	0	0	0
Financing Costs	1,318	1,318	1,318	1,318
Transfers Out	0	0	0	0
Capital Outlay	0	20,000	6,168	10,527
Miscellaneous (Extraordinary/Special)	0	0	0	0
Total Expenditures	**224,675**	**249,384**	**234,184**	**243,569**
Excess Revenues / (Net Cost to the County)	**(178,541)**	**(185,553)**	**(185,553)**	**(188,669)**
General Appropriation Required	**178,541**	**185,553**	**185,553**	**188,669**
Budget Variance	**7,012**	**0**	**0**	**0**

100
Fairgrounds Management Activity

Purpose Statement

The purpose of the Fairgrounds Management Activity is to provide multi-purpose meeting, grounds and event-management services to the community and County departments so that they can affordably hold their events and meetings in facilities that are centrally located, well managed and safe.

Resource Summary

	2014 Actual	2015 Budget	2015 Projected	2016 Budget
Activity Specific Revenues				
Taxes	0	0	0	0
Licenses and Permits	0	0	0	0
Intergovernmental	0	0	0	0
Charges for Services	0	0	0	0
Contributions and Other Grants	0	0	0	0
Fines & Forfeitures	0	0	0	0
Investment Income	0	0	0	0
Interfund Revenues	0	0	0	0
Transfers In	23,000	43,000	29,000	35,000
Other Financing Sources and Misc.	23,134	20,831	19,631	19,900
Total Revenues	**46,134**	**63,831**	**48,631**	**54,900**
Expenditures				
Personnel	162,512	167,173	167,173	166,252
Supplies	11,841	10,415	10,219	13,590
Purchased Services	49,004	50,478	49,306	51,882
Community Prgms/Contributions	0	0	0	0
Financing Costs	1,318	1,318	1,318	1,318
Transfers Out	0	0	0	0
Capital Outlay	0	20,000	6,168	10,527
Miscellaneous (Extraordinary/Special)	0	0	0	0
Total Expenditures	**224,675**	**249,384**	**234,184**	**243,569**
Excess Revenues / (Net Cost to the County)	**(178,541)**	**(185,553)**	**(185,553)**	**(188,669)**
General Appropriation Required	**178,541**	**185,553**	**185,553**	**188,669**
Budget Variance	**7,012**	**0**	**0**	**0**

Budget Changes

Proposed Change in Funding:	Decrease of $8,931.
Proposed Change in FTEs:	None.
Performance Narrative:	Staff will continue to work to meet the needs of potential users of the facility in a timely manner. Maintenance of the facilities, both indoors and outside continue to be a priority. Work of the front deck will continue into 2016 and 2017.
Other:	

Core Services

- Fred R. Field Western Heritage Center
- Event Management
- Grandstands
- Arena Stalls
- Pavilion
- Minor Building Repairs
- Parking Grounds Facilities
- Conference Room
- Event Consultations
- Snow Removal

Key Performance Measures

	Measure Type	2014 Actual	2015 Budget	2015 Projected	2016 Budget
Percentage of requestors who are able to schedule their events with adequate advance notice.	Result	94.2%	90%	90%	90%
Percentage of customers who report that the facilities are clean & free of safety hazards, and that facility management provided the agreed upon spaces, service and support materials.	Result	95%	95%	95%	95%

530
Utility Services Program

Purpose Statement

The purpose of the Utility Services Program is to provide treated drinking water to users of the Dos Rios Water Division and the Antelope Hills Water Division, and to provide sanitary sewer collection services to the Dos Rios, Antelope Hills, North Gunnison and Somerset Sanitation Districts so that the residents served can continue to enjoy and depend on safe drinking water and dependable sanitary sewer service.

Summary of Program Resources

	2014 Actual	2015 Budget	2015 Projected	2016 Budget
Program Specific Revenues				
Taxes	0	0	0	0
Licenses and Permits	0	0	0	0
Intergovernmental	0	0	0	0
Charges for Services	824,961	817,823	806,627	833,679
Contributions and Other Grants	0	0	0	0
Fines & Forfeitures	3,757	2,980	2,890	2,980
Investment Income	6,371	5,280	7,100	5,100
Interfund Revenues	0	0	0	0
Transfers In	0	33,000	0	33,000
Other Financing Sources and Misc.	5,893	15,865	15,865	15,110
Total Revenues	**840,982**	**874,948**	**832,482**	**889,869**
Expenditures				
Personnel	132,777	134,261	145,461	142,269
Supplies	10,181	22,728	19,008	23,008
Purchased Services	259,535	249,768	250,752	248,874
Community Prgms/Contributions	2,000	2,500	2,500	2,500
Financing Costs	165,770	166,315	166,315	166,315
Transfers Out	103,897	116,983	116,983	99,071
Capital Outlay	10,721	105,000	78,000	116,000
Miscellaneous (Extraordinary/Special)	0	7,841	7,841	7,086
Total Expenditures	**684,881**	**805,396**	**786,860**	**805,123**
Excess Revenues / (Net Cost to the County)	**156,101**	**69,552**	**45,622**	**84,746**
General Appropriation Required	**0**	**0**	**0**	**0**
Budget Variance	**106,888**	**0**	**(23,931)**	**0**

368
Water Treatment and Distribution Activity

Purpose Statement

The purpose of the Water Treatment and Distribution Activity is to provide and distribute quality drinking water to Dos Rios Water Division and Antelope Hills Water Division users so they can continue to enjoy and depend on quality drinking water that is safe and affordable.

Resource Summary

	2014 Actual	2015 Budget	2015 Projected	2016 Budget
Activity Specific Revenues				
Taxes	0	0	0	0
Licenses and Permits	0	0	0	0
Intergovernmental	0	0	0	0
Charges for Services	310,411	300,810	297,800	297,350
Contributions and Other Grants	0	0	0	0
Fines & Forfeitures	0	0	0	0
Investment Income	1,594	1,300	2,100	1,600
Interfund Revenues	0	0	0	0
Transfers In	0	33,000	0	33,000
Other Financing Sources and Misc.	5,893	15,865	15,865	15,110
Total Revenues	**317,897**	**350,975**	**315,765**	**347,060**
Expenditures				
Personnel	84,883	59,605	84,778	62,889
Supplies	6,359	13,895	10,775	13,275
Purchased Services	39,278	55,582	45,332	43,010
Community Prgms/Contributions	2,000	2,500	2,500	2,500
Financing Costs	50,867	50,964	50,964	50,964
Transfers Out	36,081	37,644	37,644	20,928
Capital Outlay	0	60,000	25,000	70,000
Miscellaneous (Extraordinary/Special)	0	7,841	7,841	7,086
Total Expenditures	**219,468**	**288,031**	**264,834**	**270,652**
Excess Revenues / (Net Cost to the County)	**98,429**	**62,944**	**50,931**	**76,408**
General Appropriation Required	**0**	**0**	**0**	**0**
Budget Variance	**17,762**	**0**	**(12,013)**	**0**

Budget Changes

Proposed Change in Funding:	Decrease of $3,915.
Proposed Change in FTEs:	None.
Performance Narrative:	Staff continues to work with Colorado Department of Public Health and Environment (CDPHE) on compliance to meet contact time regulations which may require changes in operational procedures at the plant requiring more staff time at the plant.
Other:	

Core Services

- Water Testings
- Water Treatments
- Fire Hydrant Quality Water Flushings

Key Performance Measures

	Measure Type	2014 Actual	2015 Budget	2015 Projected	2016 Budget
Percent of water testings that meet or exceed State of Colorado drinking water standards.	Result	100%	100%	100%	100%
Maximum percentage of water customers who experience unplanned water outages.	Result	0%	1%	1%	1%

369
Wastewater Collection Activity

Purpose Statement

The purpose of the Wastewater Collection Activity is to provide sanitary wastewater collection services to the Dos Rios, Antelope Hills, North Gunnison and Somerset Sanitation Districts so they can continue to enjoy sanitary conditions that are affordable and dependable.

Resource Summary

	2014 Actual	2015 Budget	2015 Projected	2016 Budget
Activity Specific Revenues				
Taxes	0	0	0	0
Licenses and Permits	0	0	0	0
Intergovernmental	0	0	0	0
Charges for Services	514,551	517,013	508,827	536,329
Contributions and Other Grants	0	0	0	0
Fines & Forfeitures	3,757	2,980	2,890	2,980
Investment Income	4,777	3,980	5,000	3,500
Interfund Revenues	0	0	0	0
Transfers In	0	0	0	0
Other Financing Sources and Misc.	0	0	0	0
Total Revenues	**523,084**	**523,973**	**516,717**	**542,809**
Expenditures				
Personnel	47,894	74,656	60,683	79,380
Supplies	3,822	8,833	8,233	9,733
Purchased Services	220,257	194,186	205,420	205,864
Community Prgms/Contributions	0	0	0	0
Financing Costs	114,903	115,351	115,351	115,351
Transfers Out	67,816	79,339	79,339	78,143
Capital Outlay	10,721	45,000	53,000	46,000
Miscellaneous (Extraordinary/Special)	0	0	0	0
Total Expenditures	**465,413**	**517,365**	**522,026**	**534,471**
Excess Revenues / (Net Cost to the County)	**57,671**	**6,608**	**(5,309)**	**8,338**
General Appropriation Required	**0**	**0**	**0**	**0**
Budget Variance	**89,126**	**0**	**(11,917)**	**0**

Budget Changes

Proposed Change in Funding:	Increase of $18,836.
Proposed Change in FTEs:	None.
Performance Narrative:	Camera work on the North Gunnison Sewer System was completed in 2015. Emphasis in 2016 will be on the Dos Rios Sewer System, particularly locating areas of ground water infiltration
Other:	

Core Services

- Sewer Line Locates
- Sewer Line Camera Inspections
- Sewer Line Cleanings
- Sewer Line Inspections

Key Performance Measures

	Measure Type	2014 Actual	2015 Budget	2015 Projected	2016 Budget
Maximum percentage of customers who experience unplanned sewer outages.	Result	0%	1%	1%	1%
Percentage of respondents to the biennial citizen survey who report that sewer services are good or excellent.	Result	88%	85%	87%	87%

380
Operational Support Program

Purpose Statement

The purpose of the Operational Support Program is to provide operational and logistical support services to the Public Works Department, other County departments and the public so they can initiate and safely complete their projects in a timely manner.

Summary of Program Resources

	2014 Actual	2015 Budget	2015 Projected	2016 Budget
Program Specific Revenues				
Taxes	173,173	170,000	180,000	170,000
Licenses and Permits	10,499	12,500	10,400	10,500
Intergovernmental	4,219,658	3,719,963	3,559,898	3,510,500
Charges for Services	5,208	2,620	36,850	2,220
Contributions and Other Grants	0	0	0	0
Fines & Forfeitures	0	0	40	40
Investment Income	9,838	10,000	9,000	9,000
Interfund Revenues	84,816	209,817	200,050	200,500
Transfers In	194,752	200,725	200,725	121,872
Other Financing Sources and Misc.	38,155	47,371	47,671	47,371
Total Revenues	**4,736,100**	**4,372,996**	**4,244,634**	**4,072,003**
Expenditures				
Personnel	291,172	319,173	328,859	346,527
Supplies	84,861	284,250	285,365	284,100
Purchased Services	170,565	200,551	216,828	232,231
Community Prgms/Contributions	0	0	0	0
Financing Costs	311	1,112	1,112	1,112
Transfers Out	274,330	413,267	413,267	385,014
Capital Outlay	76,368	0	5,000	5,000
Miscellaneous (Extraordinary/Special)	6,373	6,000	6,000	6,000
Total Expenditures	**903,980**	**1,224,353**	**1,256,431**	**1,259,984**
Excess Revenues / (Net Cost to the County)	**3,832,119**	**3,148,643**	**2,988,203**	**2,812,019**
General Appropriation Required	**0**	**0**	**0**	**0**
Budget Variance	**173,173**	**170,000**	**180,000**	**170,000**

335
Operational Support Activity

Purpose Statement

The purpose of the Operational Support Activity is to provide administrative and logistical support services to the Public Works Department, other County departments and the public so they can initiate and safely complete their projects in a timely manner.

Resource Summary

	2014 Actual	2015 Budget	2015 Projected	2016 Budget
Activity Specific Revenues				
Taxes	173,173	170,000	180,000	170,000
Licenses and Permits	10,499	12,500	10,400	10,500
Intergovernmental	4,219,658	3,719,963	3,559,898	3,510,500
Charges for Services	5,208	2,620	36,850	2,220
Contributions and Other Grants	0	0	0	0
Fines & Forfeitures	0	0	40	40
Investment Income	9,838	10,000	9,000	9,000
Interfund Revenues	84,816	209,817	200,050	200,500
Transfers In	194,752	200,725	200,725	121,872
Other Financing Sources and Misc.	38,155	47,371	47,671	47,371
Total Revenues	**4,736,100**	**4,372,996**	**4,244,634**	**4,072,003**
Expenditures				
Personnel	291,172	319,173	328,859	346,527
Supplies	84,861	284,250	285,365	284,100
Purchased Services	170,565	200,551	216,828	232,231
Community Prgms/Contributions	0	0	0	0
Financing Costs	311	1,112	1,112	1,112
Transfers Out	274,330	413,267	413,267	385,014
Capital Outlay	76,368	0	5,000	5,000
Miscellaneous (Extraordinary/Special)	6,373	6,000	6,000	6,000
Total Expenditures	**903,980**	**1,224,353**	**1,256,431**	**1,259,984**
Excess Revenues / (Net Cost to the County)	**3,832,119**	**3,148,643**	**2,988,203**	**2,812,019**
General Appropriation Required	**0**	**0**	**0**	**0**
Budget Variance	**173,173**	**170,000**	**180,000**	**170,000**

Budget Changes

Proposed Change in Funding:	Decrease of $300,993.
Proposed Change in FTEs:	None.
Performance Narrative:	Staff continues to strive to meet strategic goals for complaint response and permit processing. Staff will be working on consolidating road maintenance segments into a single format that will meet all reporting requirements.
Other:	

Core Services

- CDL Testings
- Permits
- Accident Review Findings

Key Performance Measures

	Measure Type	2014 Actual	2015 Budget	2015 Projected	2016 Budget
Percentage of customers who obtain Public Works permits within three working days of submitting a completed application.	Result	94.3%	90%	90%	90%
Percentage of complaints/concerns regarding road conditions, summer and winter, that receive an informed response within three business days.	Result	93.5%	98%	98%	98%

440
Roads and Bridges Program

Purpose Statement

The purpose of the Roads and Bridges Program is to provide road and bridge management and maintenance services to residents, visitors, service providers and governmental agencies so they can travel on well-maintained roads while enjoying the natural beauty of Gunnison County.

Summary of Program Resources

	2014 Actual	2015 Budget	2015 Projected	2016 Budget
Program Specific Revenues				
Taxes	0	0	0	0
Licenses and Permits	0	0	0	0
Intergovernmental	103,493	1,106,915	790,905	701,643
Charges for Services	48,261	0	24,930	0
Contributions and Other Grants	295	10,000	10,000	0
Fines & Forfeitures	0	0	0	0
Investment Income	0	0	0	0
Interfund Revenues	0	0	0	0
Transfers In	0	204,480	69,806	330,541
Other Financing Sources and Misc.	0	0	5,000	0
Total Revenues	152,049	1,321,395	900,641	1,032,184
Expenditures				
Personnel	1,673,187	1,941,884	1,809,220	2,045,306
Supplies	811,125	1,086,064	840,790	737,791
Purchased Services	1,736,033	1,750,185	1,274,631	1,454,632
Community Prgms/Contributions	0	0	0	0
Financing Costs	0	0	0	0
Transfers Out	0	0	0	0
Capital Outlay	0	913,216	713,390	929,736
Miscellaneous (Extraordinary/Special)	0	12,720	100	100
Total Expenditures	**4,220,345**	**5,704,069**	**4,638,131**	**5,167,565**
Excess Revenues / (Net Cost to the County)	**(4,068,296)**	**(4,382,674)**	**(3,737,490)**	**(4,135,381)**
General Appropriation Required	**4,068,296**	**4,382,674**	**3,737,490**	**4,135,381**
Budget Variance	**520,314**	**0**	**645,184**	**0**

310
Construction Activity

Purpose Statement

The purpose of the Construction Activity is to provide transportation planning and construction services to residents, visitors, service providers and governmental agencies so that they may continue to travel on an efficient transportation network.

Resource Summary

	2014 Actual	2015 Budget	2015 Projected	2016 Budget
Activity Specific Revenues				
Taxes	0	0	0	0
Licenses and Permits	0	0	0	0
Intergovernmental	0	0	0	0
Charges for Services	0	0	0	0
Contributions and Other Grants	0	0	0	0
Fines & Forfeitures	0	0	0	0
Investment Income	0	0	0	0
Interfund Revenues	0	0	0	0
Transfers In	0	0	0	207,867
Other Financing Sources and Misc.	0	0	0	0
Total Revenues	**0**	**0**	**0**	**207,867**
Expenditures				
Personnel	8,145	90,494	1,285	90,873
Supplies	7,269	205,500	10,000	81,000
Purchased Services	10,003	107,000	4,000	105,994
Community Prgms/Contributions	0	0	0	0
Financing Costs	0	0	0	0
Transfers Out	0	0	0	0
Capital Outlay	0	0	0	0
Miscellaneous (Extraordinary/Special)	0	0	0	0
Total Expenditures	**25,418**	**402,994**	**15,285**	**277,867**
Excess Revenues / (Net Cost to the County)	**(25,418)**	**(402,994)**	**(15,285)**	**(70,000)**
General Appropriation Required	**25,418**	**402,994**	**15,285**	**70,000**
Budget Variance	**495,559**	**0**	**387,709**	**0**

Budget Changes

Proposed Change in Funding:	Increase of $207,867.
Proposed Change in FTEs:	No changes in employee numbers, just allocation.
Performance Narrative:	Funding remaining in this budget will be used for hard surfacing one to two miles of road. Approximately ½ of the funding was transferred to the Bridges Activity for repair of a failure on a bridge on CR #76.
Other:	

Core Services

- Right-of-Way Acquisitions
- Project Designs
- Road Construction
- Hard Surfacing Gravel Roads

Key Performance Measures

	Measure Type	2014 Actual	2015 Budget	2015 Projected	2016 Budget
Percentage of gravel roads meeting paving criteria that are hard surfaced.	Result	0%	10%	10%	10%
Percentage of easements that are completed as needed for projects.	Result	0%	95%	95%	95%

= This performance measure aligns directly with the Commissioners' Strategic Plan.

320
Paved and Gravel Road Maintenance Activity

Purpose Statement

The purpose of the Paved and Gravel Road Maintenance Activity is to provide road preservation, management and maintenance services to service providers and the public so that they can travel with confidence on well-maintained roads while enjoying the natural beauty of Gunnison County.

Resource Summary

	2014 Actual	2015 Budget	2015 Projected	2016 Budget
Activity Specific Revenues				
Taxes	0	0	0	0
Licenses and Permits	0	0	0	0
Intergovernmental	35,606	0	455	0
Charges for Services	43,438	0	23,420	0
Contributions and Other Grants	0	0	0	0
Fines & Forfeitures	0	0	0	0
Investment Income	0	0	0	0
Interfund Revenues	0	0	0	0
Transfers In	0	0	0	0
Other Financing Sources and Misc.	0	0	5,000	0
Total Revenues	79,044	0	28,875	0
Expenditures				
Personnel	1,021,755	1,211,396	1,210,010	1,264,092
Supplies	758,613	768,725	781,625	604,825
Purchased Services	958,772	862,352	658,122	672,222
Community Prgms/Contributions	0	0	0	0
Financing Costs	0	0	0	0
Transfers Out	0	0	0	0
Capital Outlay	0	0	0	0
Miscellaneous (Extraordinary/Special)	0	0	0	0
Total Expenditures	**2,739,141**	**2,842,473**	**2,649,757**	**2,541,139**
Excess Revenues / (Net Cost to the County)	**(2,660,097)**	**(2,842,473)**	**(2,620,882)**	**(2,541,139)**
General Appropriation Required	**2,660,097**	**2,842,473**	**2,620,882**	**2,541,139**
Budget Variance	**290,393**	**0**	**221,591**	**0**

Budget Changes

Proposed Change in Funding:	There are no revenues specific to this activity anticipated in 2016.
Proposed Change in FTEs:	Staff allocation may show changes, but no new positions.
Performance Narrative:	Again in 2016 there will be a heavy emphasis on maintenance. Staff will continue to place gravel and magnesium chloride. Plans are in place to reinstate our chip seal program. Work will continue on building and maintaining shoulders to meet the needs of increased traffic
Other:	

Core Services

- Chloride Applications
- Road Bladings
- Shoulder Maintenances
- Drainage Maintenances

Key Performance Measures

	Measure Type	2014 Actual	2015 Budget	2015 Projected	2016 Budget
Percentage of paved roads that are seal coated annually (represents 100% of need based on five-year cycle).	Result	0%	20%	20%	20%
Percentage of County gravel roads needing magnesium chloride that receive an application as needed on an annual basis.	Result	85.7%	75%	75%	75%

= This performance measure aligns directly with the Commissioners' Strategic Plan.

322
Bridges and Structures Activity

Purpose Statement

The purpose of the Bridges and Structures Activity is to provide bridge and structure construction and maintenance services to residents and visitors so they can travel safely across rivers, streams and ditches.

Resource Summary

	2014 Actual	2015 Budget	2015 Projected	2016 Budget
Activity Specific Revenues				
Taxes	0	0	0	0
Licenses and Permits	0	0	0	0
Intergovernmental	0	150,000	300,000	108,000
Charges for Services	0	0	0	0
Contributions and Other Grants	0	0	0	0
Fines & Forfeitures	0	0	0	0
Investment Income	0	0	0	0
Interfund Revenues	0	0	0	0
Transfers In	0	0	0	0
Other Financing Sources and Misc.	0	0	0	0
Total Revenues	**0**	**150,000**	**300,000**	**108,000**
Expenditures				
Personnel	7,727	71,475	21,920	99,096
Supplies	248	11,000	6,000	11,000
Purchased Services	1,879	62,410	15,000	109,750
Community Prgms/Contributions	0	0	0	0
Financing Costs	0	0	0	0
Transfers Out	0	0	0	0
Capital Outlay	0	0	340,000	276,346
Miscellaneous (Extraordinary/Special)	0	12,620	0	0
Total Expenditures	**9,854**	**157,505**	**382,920**	**496,192**
Excess Revenues / (Net Cost to the County)	**(9,854)**	**(7,505)**	**(82,920)**	**(388,192)**
General Appropriation Required	**9,854**	**7,505**	**82,920**	**388,192**
Budget Variance	**61,964**	**0**	**(75,415)**	**0**

Budget Changes

Proposed Change in Funding:	Decrease of $42,000.
Proposed Change in FTEs:	Allocation changes, no new employees.
Performance Narrative:	Maintenance will continue on minor structures. State bridge inventories revealed a problem on a structure on Quartz Creek road. A girder will be replaced and the structure will be sealed in 2016.
Other:	

Core Services

- Major Bridge Inspections (20 feet or more)
- Minor Bridge Inspections (less than 20 feet)
- Bridge Guardrail Repairs
- Bridge Signs Repairs
- Bridge Deck and Superstructure Cleanings
- Bridge Installations
- Bridge Replacements

Key Performance Measures

	Measure Type	2014 Actual	2015 Budget	2015 Projected	2016 Budget
Percentage of major bridges (20' and over) that are independently rated bi-annually as "structurally sound".	Result	90.7%	90%	90%	90%
Percentage of minor structures (under 20') that are rated as "structurally sound".	Result	80.6%	90%	90%	90%

= This performance measure aligns directly with the Commissioners' Strategic Plan.

330
Winter Maintenance Activity

Purpose Statement

The purpose of the Winter Maintenance Activity is to provide winter access and information services to residents, visitors and service providers so they can travel with confidence on County roads.

Resource Summary

	2014 Actual	2015 Budget	2015 Projected	2016 Budget
Activity Specific Revenues				
Taxes	0	0	0	0
Licenses and Permits	0	0	0	0
Intergovernmental	0	0	0	0
Charges for Services	4,823	0	150	0
Contributions and Other Grants	0	0	0	0
Fines & Forfeitures	0	0	0	0
Investment Income	0	0	0	0
Interfund Revenues	0	0	0	0
Transfers In	0	0	0	0
Other Financing Sources and Misc.	0	0	0	0
Total Revenues	**4,823**	**0**	**150**	**0**
Expenditures				
Personnel	576,912	496,757	499,421	516,545
Supplies	41,505	34,100	34,100	34,100
Purchased Services	534,444	413,300	408,550	408,550
Community Prgms/Contributions	0	0	0	0
Financing Costs	0	0	0	0
Transfers Out	0	0	0	0
Capital Outlay	0	0	0	0
Miscellaneous (Extraordinary/Special)	0	100	100	100
Total Expenditures	**1,152,861**	**944,257**	**942,171**	**959,295**
Excess Revenues / (Net Cost to the County)	**(1,148,038)**	**(944,257)**	**(942,021)**	**(959,295)**
General Appropriation Required	**1,148,038**	**944,257**	**942,021**	**959,295**
Budget Variance	**(256,574)**	**0**	**2,236**	**0**

Budget Changes

Proposed Change in Funding:	There are no revenues specific to this activity anticipated in 2016.
Proposed Change in FTEs:	Staff allocation changes, no new employees.
Performance Narrative:	School bus routes continue to be the priority. Cost/benefit studies are being done on each route and needed changes referred to the Board of County Commissioners for changes.
Other:	

Core Services

- Gravel Road Plowings
- Paved Road Plowings
- Winter Maintenance Sand Applications
- Winter Road Condition Information Postings
- Winter "emergency access" request responses
- Winter "changing conditions" request responses

Key Performance Measures

	Measure Type	2014 Actual	2015 Budget	2015 Projected	2016 Budget
Percentage of school days when snow accumulations meet plow policy criteria at least 1 hour prior to school bus time, routes within 15 miles of County maintenance facilities will be plowed prior to school bus use.	Result	98.4%	95%	95%	95%
Percentage of respondents to the biennial citizen survey who report that snow removal services on County roads and highways is good or excellent.	Result	83%	85%	83%	83%

338
Trails and Parks Activity

Purpose Statement

The purpose of the Trails and Parks Activity is to provide trails and parks planning, construction and maintenance services to residents and visitors so that they can use trails and parks for commuting and/or recreation.

Resource Summary

	2014 Actual	2015 Budget	2015 Projected	2016 Budget
Activity Specific Revenues				
Taxes	0	0	0	0
Licenses and Permits	0	0	0	0
Intergovernmental	0	897,216	428,375	530,716
Charges for Services	0	0	1,360	0
Contributions and Other Grants	295	10,000	10,000	0
Fines & Forfeitures	0	0	0	0
Investment Income	0	0	0	0
Interfund Revenues	0	0	0	0
Transfers In	0	204,480	69,806	122,674
Other Financing Sources and Misc.	0	0	0	0
Total Revenues	**295**	**1,111,696**	**509,541**	**653,390**
Expenditures				
Personnel	16,109	35,952	37,346	34,982
Supplies	3,474	66,739	9,051	6,866
Purchased Services	174,171	253,668	138,556	106,661
Community Prgms/Contributions	0	0	0	0
Financing Costs	0	0	0	0
Transfers Out	0	0	0	0
Capital Outlay	0	913,216	373,390	653,390
Miscellaneous (Extraordinary/Special)	0	0	0	0
Total Expenditures	**193,753**	**1,269,575**	**558,343**	**801,899**
Excess Revenues / (Net Cost to the County)	**(193,458)**	**(157,879)**	**(48,802)**	**(148,509)**
General Appropriation Required	**193,458**	**157,879**	**48,802**	**148,509**
Budget Variance	**(67,388)**	**0**	**109,077**	**0**

Budget Changes

Proposed Change in Funding:	Decrease of $458,306.
Proposed Change in FTEs:	No new employees.
Performance Narrative:	The Deli Trail was completed in 2015. CDOT approval for the extension of the Riverwalk Trail was received too late for a 2015 bid. It will be bid and built in early 2016. The third feature at the Whitewater Park was completed in 2015 using funds from a GOCO grant. Trail maintenance will be a priority in 2016.
Other:	

Core Services

- Trail Planning
- Trail Sweeping
- Gravel Trail Maintenances
- Paved Trail Maintenances

Key Performance Measures

	Measure Type	2014 Actual	2015 Budget	2015 Projected	2016 Budget
Percentage of gravel/native surface trails that have surface treatments, drainage improvements and clearing as needed.	Result	75%	75%	75%	75%
Percentage of paved trails that are swept.	Result	100%	100%	100%	100%
Percentage of respondents to the biennial citizen survey who report that the availability of paths and walking trails is excellent or good.	Result	83%	80%	71%	71%

339
Service to Municipalities Activity

Purpose Statement

The purpose of the Service to Municipalities Activity is to provide services required by the municipalities within our County to those municipalities so that County residents and visitors can travel on well-maintained roads in summer and winter.

Resource Summary

	2014 Actual	2015 Budget	2015 Projected	2016 Budget
Activity Specific Revenues				
Taxes	0	0	0	0
Licenses and Permits	0	0	0	0
Intergovernmental	67,887	59,699	62,075	62,927
Charges for Services	0	0	0	0
Contributions and Other Grants	0	0	0	0
Fines & Forfeitures	0	0	0	0
Investment Income	0	0	0	0
Interfund Revenues	0	0	0	0
Transfers In	0	0	0	0
Other Financing Sources and Misc.	0	0	0	0
Total Revenues	**67,887**	**59,699**	**62,075**	**62,927**
Expenditures				
Personnel	42,539	35,810	39,238	39,718
Supplies	16	0	14	0
Purchased Services	56,764	51,455	50,403	51,455
Community Prgms/Contributions	0	0	0	0
Financing Costs	0	0	0	0
Transfers Out	0	0	0	0
Capital Outlay	0	0	0	0
Miscellaneous (Extraordinary/Special)	0	0	0	0
Total Expenditures	**99,319**	**87,265**	**89,655**	**91,173**
Excess Revenues / (Net Cost to the County)	**(31,432)**	**(27,566)**	**(27,580)**	**(28,246)**
General Appropriation Required	**31,432**	**27,566**	**27,580**	**28,246**
Budget Variance	**(3,641)**	**0**	**(14)**	**0**

Budget Changes

Proposed Change in Funding:	Increase of $3,228.
Proposed Change in FTEs:	No new employees.
Performance Narrative:	Funding represents basic services. Cooperative projects can be done if the municipalities have funding available.
Other:	

Core Services

- Gravel Road Bladings
- Gravel Road Chloride Applications
- Paved Road Seal Coatings
- Gravel Road Winter Plowings
- Paved Road Winter Plowings
- Street Lightings

Key Performance Measures

	Measure Type	2014 Actual	2015 Budget	2015 Projected	2016 Budget
Percentage of school days when snow accumulations meet plow policy criteria 1 hour prior to school bus time, routes within 15 miles of County maintenance facilities will be plowed prior to school bus use.	Result	100%	100%	100%	100%
Percentage of gravel roads that are maintained per municipality standards and budgets.	Result	100%	100%	100%	100%

= This performance measure aligns directly with the Commissioners' Strategic Plan.

240
Fleet Management Program

Purpose Statement

The purpose of the Fleet Management Program is to provide vehicles, light duty and heavy duty equipment and maintenance and repair services to Public Works and other departments so they can have readiness levels of properly maintained vehicles and equipment sufficient to perform their jobs in an efficient manner without undue delays.

Summary of Program Resources

	2014 Actual	2015 Budget	2015 Projected	2016 Budget
Program Specific Revenues				
Taxes	0	0	0	0
Licenses and Permits	0	0	0	0
Intergovernmental	0	0	0	0
Charges for Services	2,277	8,000	2,000	2,000
Contributions and Other Grants	0	0	0	0
Fines & Forfeitures	0	0	0	0
Investment Income	6,554	5,000	11,500	6,000
Interfund Revenues	1,921,357	1,712,409	1,463,886	1,521,283
Transfers In	0	2,164,343	891,997	0
Other Financing Sources and Misc.	81,821	10,250	10,250	10,250
Total Revenues	**2,012,009**	**3,900,002**	**2,379,633**	**1,539,533**
Expenditures				
Personnel	555,316	561,325	556,672	574,456
Supplies	730,243	675,400	620,895	659,400
Purchased Services	323,713	205,325	208,718	210,894
Community Prgms/Contributions	0	0	0	0
Financing Costs	3,175	3,112	3,112	3,112
Transfers Out	116,002	2,280,179	999,767	75,432
Capital Outlay	256,008	610,000	610,000	660,000
Miscellaneous (Extraordinary/Special)	0	0	0	0
Total Expenditures	**1,984,457**	**4,335,341**	**2,999,164**	**2,183,294**
Excess Revenues / (Net Cost to the County)	**27,552**	**(435,339)**	**(619,531)**	**(643,761)**
General Appropriation Required	**0**	**435,339**	**619,531**	**643,761**
Budget Variance	**450,671**	**0**	**(184,192)**	**0**

341
Fleet Management Activity

Purpose Statement

The purpose of the Fleet Management Activity is to provide vehicles, light duty and heavy duty equipment and maintenance and repair services to Public Works and other departments so they can have properly maintained vehicles and equipment needed to perform their jobs.

Resource Summary

	2014 Actual	2015 Budget	2015 Projected	2016 Budget
Activity Specific Revenues				
Taxes	0	0	0	0
Licenses and Permits	0	0	0	0
Intergovernmental	0	0	0	0
Charges for Services	2,277	8,000	2,000	2,000
Contributions and Other Grants	0	0	0	0
Fines & Forfeitures	0	0	0	0
Investment Income	6,554	5,000	11,500	6,000
Interfund Revenues	1,921,357	1,712,409	1,463,886	1,521,283
Transfers In	0	2,164,343	891,997	0
Other Financing Sources and Misc.	81,821	10,250	10,250	10,250
Total Revenues	**2,012,009**	**3,900,002**	**2,379,633**	**1,539,533**
Expenditures				
Personnel	555,316	561,325	556,672	574,456
Supplies	730,243	675,400	620,895	659,400
Purchased Services	323,713	205,325	208,718	210,894
Community Prgms/Contributions	0	0	0	0
Financing Costs	3,175	3,112	3,112	3,112
Transfers Out	116,002	2,280,179	999,767	75,432
Capital Outlay	256,008	610,000	610,000	660,000
Miscellaneous (Extraordinary/Special)	0	0	0	0
Total Expenditures	**1,984,457**	**4,335,341**	**2,999,164**	**2,183,294**
Excess Revenues / (Net Cost to the County)	**27,552**	**(435,339)**	**(619,531)**	**(643,761)**
General Appropriation Required	**0**	**435,339**	**619,531**	**643,761**
Budget Variance	**450,671**	**0**	**(184,192)**	**0**

Budget Changes

Proposed Change in Funding:	Decrease of $2,360,469.
Proposed Change in FTEs:	No new employees.
Performance Narrative:	Staff will continue to work to find a stable source of funding for the replacement of aging equipment which has high maintenance costs. In 2016 the department will begin the conversion to CNG by purchasing light duty vehicles that have dual fuel capability.
Other:	

Core Services

- Fleet Assessments
- Fleet Acquisitions and Dispositions
- Vehicle and Light Duty Repairs
- Heavy Equipment Repairs

Key Performance Measures

	Measure Type	2014 Actual	2015 Budget	2015 Projected	2016 Budget
Percentage of emergency service responders' vehicles and light duty equipment that receives priority in scheduling for maintenance and planned repairs.	Result	100%	95%	95%	95%
Percentage of heavy equipment required for summer/winter readiness that is replaced before the end of its useful life.	Result	0%	20%	20%	20%

500
Solid Waste Management Program

Purpose Statement

The purpose of the Solid Waste Management Program is to provide recycling and solid waste disposal services to citizens and visitors so they can experience minimal impacts from solid waste disposal.

Summary of Program Resources

	2014 Actual	2015 Budget	2015 Projected	2016 Budget
Program Specific Revenues				
Taxes	0	0	0	0
Licenses and Permits	0	0	0	0
Intergovernmental	20,805	13,500	13,500	13,500
Charges for Services	692,969	722,199	726,600	726,600
Contributions and Other Grants	0	0	0	0
Fines & Forfeitures	1,538	2,000	1,900	1,900
Investment Income	9,325	6,100	11,100	8,900
Interfund Revenues	0	0	0	0
Transfers In	0	0	0	0
Other Financing Sources and Misc.	152,343	143,703	131,540	131,190
Total Revenues	**876,980**	**887,502**	**884,640**	**882,090**
Expenditures				
Personnel	372,302	400,172	539,770	444,911
Supplies	47,732	47,400	52,220	45,100
Purchased Services	280,122	1,475,727	732,010	830,005
Community Prgms/Contributions	0	0	0	0
Financing Costs	1,707	51,167	50,467	50,467
Transfers Out	97,612	102,178	102,178	62,796
Capital Outlay	5,780	0	0	0
Miscellaneous (Extraordinary/Special)	21,893	20,000	20,005	20,000
Total Expenditures	**827,148**	**2,096,644**	**1,496,650**	**1,453,279**
Excess Revenues / (Net Cost to the County)	**49,832**	**(1,209,142)**	**(612,010)**	**(571,189)**
General Appropriation Required	**0**	**1,209,142**	**612,010**	**571,189**
Budget Variance	**1,315,387**	**0**	**597,132**	**0**

541
Landfill Activity

Purpose Statement

The purpose of the Landfill Activity is to provide solid waste disposal service to the public so they can live in a sustainable environment where waste disposal is in compliance with State and Federal regulations to protect air and water quality to insure that the land is efficiently used and expansion of the existing site is appropriately managed.

Resource Summary

	2014 Actual	2015 Budget	2015 Projected	2016 Budget
Activity Specific Revenues				
Taxes	0	0	0	0
Licenses and Permits	0	0	0	0
Intergovernmental	12,275	13,500	13,500	13,500
Charges for Services	551,412	554,947	560,000	560,000
Contributions and Other Grants	0	0	0	0
Fines & Forfeitures	1,538	2,000	1,900	1,900
Investment Income	9,325	6,000	11,000	8,800
Interfund Revenues	0	0	0	0
Transfers In	0	0	0	0
Other Financing Sources and Misc.	19,430	15,703	18,540	18,190
Total Revenues	**593,980**	**592,150**	**604,940**	**602,390**
Expenditures				
Personnel	198,058	196,500	337,215	243,912
Supplies	36,166	33,650	39,500	32,250
Purchased Services	222,995	1,398,157	661,880	747,211
Community Prgms/Contributions	0	0	0	0
Financing Costs	1,707	51,167	50,467	50,467
Transfers Out	58,567	68,458	68,458	42,073
Capital Outlay	5,780	0	0	0
Miscellaneous (Extraordinary/Special)	21,893	20,000	20,005	20,000
Total Expenditures	**545,166**	**1,767,932**	**1,177,525**	**1,135,913**
Excess Revenues / (Net Cost to the County)	**48,814**	**(1,175,782)**	**(572,585)**	**(533,523)**
General Appropriation Required	**0**	**1,175,782**	**572,585**	**533,523**
Budget Variance	**1,236,063**	**0**	**603,197**	**0**

Budget Changes

Proposed Change in Funding:	Increase of $10,240.
Proposed Change in FTEs:	No new employees.
Performance Narrative:	As the economy improves trash volumes have increased requiring more time spent on daily operations. They will be continuing to excavate prior to arrival of the contractor who will be constructing the Subtitle D compliance cell.
Other:	

Core Services

- Trash Placements
- Appliance, Metal and Aggregate Recycles
- Colorado Department of Public Health and Environment Testing/Permits
- Tire Diversions

Key Performance Measures

	Measure Type	2014 Actual	2015 Budget	2015 Projected	2016 Budget
Percentage of special waste requests that are handled within 3 days of receipt of final application package.	Result	100%	90%	90%	90%
Percentage of loads that are measured and priced accurately.	Result	100%	98%	98%	98%

542
Recycling Activity

Purpose Statement

The purpose of the Recycling Activity is to provide drop off, pick up, processing and educational services to the public and government offices so they can live in a more sustainable environment through diversion and reuse of recyclable materials.

Resource Summary

	2014 Actual	2015 Budget	2015 Projected	2016 Budget
Activity Specific Revenues				
Taxes	0	0	0	0
Licenses and Permits	0	0	0	0
Intergovernmental	8,529	0	0	0
Charges for Services	141,557	167,252	166,600	166,600
Contributions and Other Grants	0	0	0	0
Fines & Forfeitures	0	0	0	0
Investment Income	0	100	100	100
Interfund Revenues	0	0	0	0
Transfers In	0	0	0	0
Other Financing Sources and Misc.	132,914	128,000	113,000	113,000
Total Revenues	**283,000**	**295,352**	**279,700**	**279,700**
Expenditures				
Personnel	174,245	203,672	202,555	200,999
Supplies	11,566	13,750	12,720	12,850
Purchased Services	57,127	77,570	70,130	82,794
Community Prgms/Contributions	0	0	0	0
Financing Costs	0	0	0	0
Transfers Out	39,045	33,720	33,720	20,723
Capital Outlay	0	0	0	0
Miscellaneous (Extraordinary/Special)	0	0	0	0
Total Expenditures	**281,982**	**328,712**	**319,125**	**317,366**
Excess Revenues / (Net Cost to the County)	**1,018**	**(33,360)**	**(39,425)**	**(37,666)**
General Appropriation Required	**0**	**33,360**	**39,425**	**37,666**
Budget Variance	**79,324**	**0**	**(6,065)**	**0**

Budget Changes

Proposed Change in Funding:	Decrease of $15,652.
Proposed Change in FTEs:	No new employees.
Performance Narrative:	Crews will continue to process materials and look for ways to increase volume that will not increase the cost of operating the center.
Other:	

Core Services

- Product Diversions
- Product Bales
- Product Sales
- Recycling Educational Tours

Key Performance Measures

	Measure Type	2014 Actual	2015 Budget	2015 Projected	2016 Budget
Percentage of respondents to the biennial citizen survey who report that they recycled used paper, cans or bottles from their homes.	Result	85%	90%	83%	83%
Percentage of product that is diverted from the waste stream.	Result	10.1%	10%	10%	10%

540
Weed Management Program

Purpose Statement

The purpose of the Weed Management Program is to provide state-listed noxious weed control and public awareness services to the public and governmental agencies so that they can protect the County's economic and ecological resources from damage due to noxious weeds.

Summary of Program Resources

	2014 Actual	2015 Budget	2015 Projected	2016 Budget
Program Specific Revenues				
Taxes	0	0	0	0
Licenses and Permits	2,165	1,320	1,320	1,320
Intergovernmental	57,267	58,685	42,600	75,600
Charges for Services	0	0	4	0
Contributions and Other Grants	2,000	0	0	0
Fines & Forfeitures	0	0	0	0
Investment Income	0	0	0	0
Interfund Revenues	0	0	0	0
Transfers In	0	0	0	0
Other Financing Sources and Misc.	0	0	0	0
Total Revenues	**61,432**	**60,005**	**43,924**	**76,920**
Expenditures				
Personnel	79,276	83,087	80,148	89,527
Supplies	9,597	10,250	10,781	14,161
Purchased Services	65,360	64,848	48,872	63,362
Community Prgms/Contributions	0	0	0	0
Financing Costs	0	0	0	0
Transfers Out	0	0	0	0
Capital Outlay	0	9,913	11,097	1,660
Miscellaneous (Extraordinary/Special)	0	0	0	0
Total Expenditures	**154,233**	**168,098**	**150,898**	**168,710**
Excess Revenues / (Net Cost to the County)	**(92,801)**	**(108,093)**	**(106,974)**	**(91,790)**
General Appropriation Required	**92,801**	**108,093**	**106,974**	**91,790**
Budget Variance	**16,495**	**0**	**1,119**	**0**

363
Weed Management Activity

Purpose Statement

The purpose of the Weed Management Activity is to provide state-listed noxious weed control and public awareness services to the public and governmental agencies so that they can protect the County's economic and ecological resources from damage due to noxious weeds.

Resource Summary

	2014 Actual	2015 Budget	2015 Projected	2016 Budget
Activity Specific Revenues				
Taxes	0	0	0	0
Licenses and Permits	2,165	1,320	1,320	1,320
Intergovernmental	57,267	58,685	42,600	75,600
Charges for Services	0	0	4	0
Contributions and Other Grants	2,000	0	0	0
Fines & Forfeitures	0	0	0	0
Investment Income	0	0	0	0
Interfund Revenues	0	0	0	0
Transfers In	0	0	0	0
Other Financing Sources and Misc.	0	0	0	0
Total Revenues	**61,432**	**60,005**	**43,924**	**76,920**
Expenditures				
Personnel	79,276	83,087	80,148	89,527
Supplies	9,597	10,250	10,781	14,161
Purchased Services	65,360	64,848	48,872	63,362
Community Prgms/Contributions	0	0	0	0
Financing Costs	0	0	0	0
Transfers Out	0	0	0	0
Capital Outlay	0	9,913	11,097	1,660
Miscellaneous (Extraordinary/Special)	0	0	0	0
Total Expenditures	**154,233**	**168,098**	**150,898**	**168,710**
Excess Revenues / (Net Cost to the County)	**(92,801)**	**(108,093)**	**(106,974)**	**(91,790)**
General Appropriation Required	**92,801**	**108,093**	**106,974**	**91,790**
Budget Variance	**16,495**	**0**	**1,119**	**0**

Budget Changes

Proposed Change in Funding:	Increase of $16,915.
Proposed Change in FTEs:	None.
Performance Narrative:	The Weed Management Program will continue to safely and effectively manage noxious weeds in partnership with federal, state, county and municipal cooperators. The concentration of staff time and resources during growing season months (per the 2016 budget request) will result in increased work output at the most critical time of year.
Other:	

Core Services

- Reclamation Permit inspections
- Mechanical, cultural, biological and chemical weed treatments
- Weed mappings
- Educational information and programs
- Consultations
- Interagency collaborations

Key Performance Measures

	Measure Type	2014 Actual	2015 Budget	2015 Projected	2016 Budget
Percentage of outstanding Gunnison County Reclamation Permits that are inspected by the Weed Coordinator.	Result	100%	50%	100%	100%
Percentage of financial contributors (federal, state and local cooperators) to the Gunnison Basin Weed Management Program report that their expectations are met for weed control by the Gunnison County Weed District on the lands they oversee.	Result	100%	90%	90%	90%

Mission Statement

The mission of the Sheriff's Office is to provide public safety, law enforcement, community service and detention services to the public so they can live, play and work in a safe and secure environment.

Elected Official

Richard Besecker
510 W. Bidwell Ave.
Gunnison, CO 81230
(970) 641-1113
rbesecker@gunnisoncounty.org

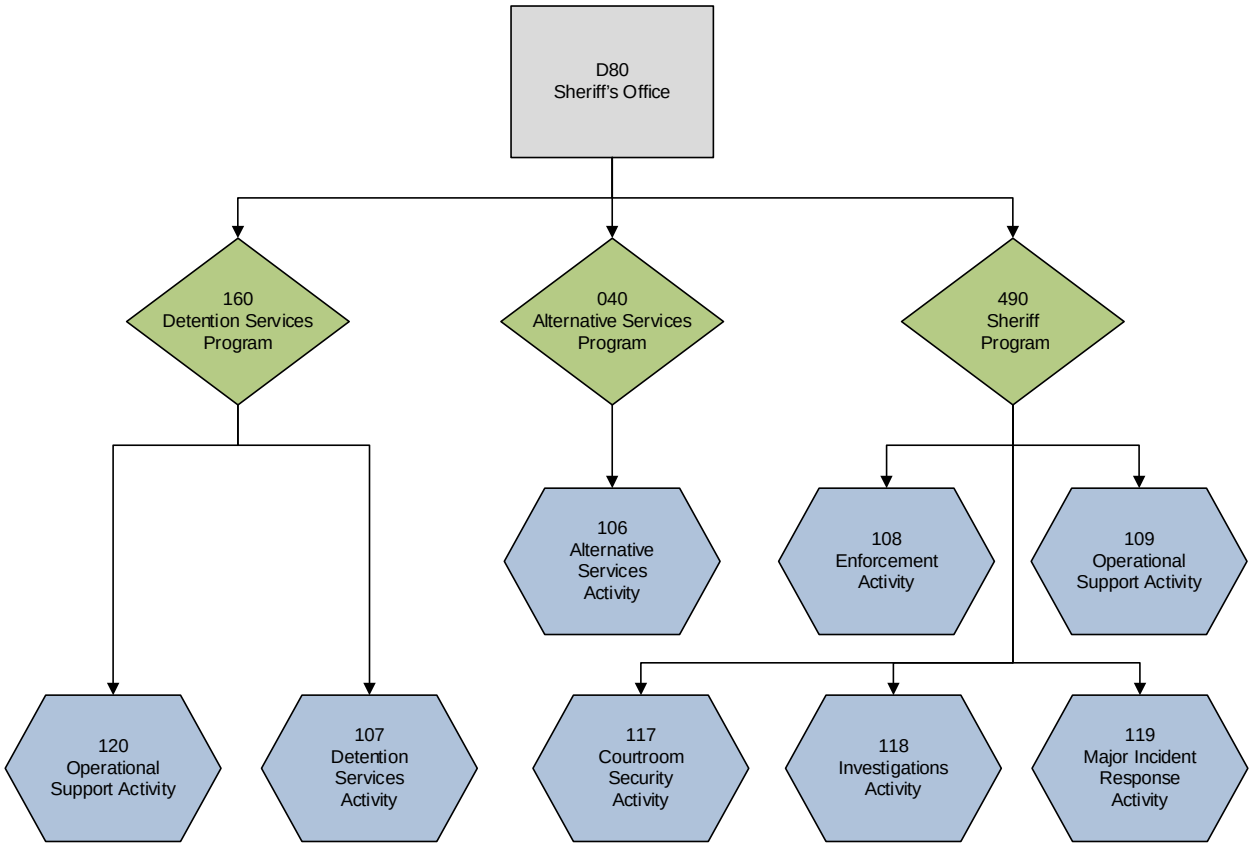

Summary of Department Resources

	2014 Actual	2015 Budget	2015 Projected	2016 Budget
Department Specific Revenues				
Taxes	0	0	0	0
Licenses and Permits	0	0	0	0
Intergovernmental	42,565	41,886	63,718	36,827
Charges for Services	65,161	67,602	53,602	53,602
Contributions and Other Grants	0	0	0	0
Fines & Forfeitures	74,471	60,000	66,000	62,000
Investment Income	0	0	0	0
Interfund Revenues	0	0	0	0
Transfers In	0	0	0	0
Other Financing Sources and Misc.	982	600	8,413	600
Total Revenues	**183,179**	**170,088**	**191,733**	**153,029**
Expenditures				
Personnel	1,978,881	2,074,896	2,048,934	2,141,964
Supplies	118,611	141,280	123,093	172,806
Purchased Services	474,360	445,017	445,125	485,671
Community Prgms/Contributions	0	0	0	0
Financing Costs	0	0	0	0
Transfers Out	0	0	0	0
Capital Outlay	0	0	24,586	6,000
Miscellaneous (Extraordinary/Special)	80,503	88,911	82,117	94,358
Total Expenditures	**2,652,356**	**2,750,104**	**2,723,855**	**2,900,799**
Excess Revenues / (Net Cost to the County)	**(2,469,177)**	**(2,580,016)**	**(2,532,122)**	**(2,747,770)**
General Appropriation Required	**2,469,177**	**2,580,016**	**2,532,122**	**2,747,770**
Budget Variance	**84,382**	**0**	**47,894**	**0**

Department Resources Restated by Fund

Revenues				
General Fund	183,179	170,088	191,733	153,029
Total Revenues	**183,179**	**170,088**	**191,733**	**153,029**
Expenditures				
General Fund	2,652,356	2,750,104	2,723,855	2,900,799
Total Expenditures	**2,652,356**	**2,750,104**	**2,723,855**	**2,900,799**

040
Alternative Services Program

Purpose Statement

The purpose of the Alternative Services Program is to provide Useful Public Service management services to local courts and the public so they can be assured that defendants are safely and successfully completing court-ordered Useful Public Service.

Summary of Program Resources

	2014 Actual	2015 Budget	2015 Projected	2016 Budget
Program Specific Revenues				
Taxes	0	0	0	0
Licenses and Permits	0	0	0	0
Intergovernmental	0	0	0	0
Charges for Services	0	0	0	0
Contributions and Other Grants	0	0	0	0
Fines & Forfeitures	31,245	30,000	36,000	32,000
Investment Income	0	0	0	0
Interfund Revenues	0	0	0	0
Transfers In	0	0	0	0
Other Financing Sources and Misc.	0	0	0	0
Total Revenues	**31,245**	**30,000**	**36,000**	**32,000**
Expenditures				
Personnel	82,770	69,857	33,732	41,525
Supplies	524	800	2,885	1,996
Purchased Services	5,680	4,976	5,581	5,781
Community Prgms/Contributions	0	0	0	0
Financing Costs	0	0	0	0
Transfers Out	0	0	0	0
Capital Outlay	0	0	0	0
Miscellaneous (Extraordinary/Special)	0	0	0	0
Total Expenditures	**88,973**	**75,633**	**42,198**	**49,302**
Excess Revenues / (Net Cost to the County)	**(57,728)**	**(45,633)**	**(6,198)**	**(17,302)**
General Appropriation Required	**57,728**	**45,633**	**6,198**	**17,302**
Budget Variance	**(13,045)**	**0**	**39,435**	**0**

106
Alternative Services Activity

Purpose Statement

The purpose of the Alternative Services Activity is to provide Useful Public Service management services to local courts and the public so they can be assured that defendants are safely and successfully completing court-ordered Useful Public Service.

Resource Summary

	2014 Actual	2015 Budget	2015 Projected	2016 Budget
Activity Specific Revenues				
Taxes	0	0	0	0
Licenses and Permits	0	0	0	0
Intergovernmental	0	0	0	0
Charges for Services	0	0	0	0
Contributions and Other Grants	0	0	0	0
Fines & Forfeitures	31,245	30,000	36,000	32,000
Investment Income	0	0	0	0
Interfund Revenues	0	0	0	0
Transfers In	0	0	0	0
Other Financing Sources and Misc.	0	0	0	0
Total Revenues	**31,245**	**30,000**	**36,000**	**32,000**
Expenditures				
Personnel	82,770	69,857	33,732	41,525
Supplies	524	800	2,885	1,996
Purchased Services	5,680	4,976	5,581	5,781
Community Prgms/Contributions	0	0	0	0
Financing Costs	0	0	0	0
Transfers Out	0	0	0	0
Capital Outlay	0	0	0	0
Miscellaneous (Extraordinary/Special)	0	0	0	0
Total Expenditures	**88,973**	**75,633**	**42,198**	**49,302**
Excess Revenues / (Net Cost to the County)	**(57,728)**	**(45,633)**	**(6,198)**	**(17,302)**
General Appropriation Required	**57,728**	**45,633**	**6,198**	**17,302**
Budget Variance	**(13,045)**	**0**	**39,435**	**0**

Budget Changes

Proposed Change in Funding:	None.
Proposed Change in FTEs:	None.
Performance Narrative:	Even though the current trend in criminal prosecution is down, the amount of cases that are carried over from year to year remain the same.
Other:	

Core Services

- Registrations of local and out-of-county defendants
- Local and out-of-county assignments
- Compliance reports
- Non-compliance reports
- Progress reports
- Court services to local courts
- Juvenile Drug Court and Adult Drug Court representations
- Development of worksites
- Colorado Alternative Sentencing Programs (CASP) liaisons

Key Performance Measures

	Measure Type	2014 Actual	2015 Budget	2015 Projected	2016 Budget
Percentage of defendants who successfully complete their Useful Public Service.	Result	Unknown – New Data Collection Method in Place during 2015	80%	Unknown – New Data Collection Method in Place during 2015	80%
Percentage of defendants who safely complete their Useful Public Service without injury.	Result	Unknown – New Data Collection Method in Place during 2015	90%	Unknown – New Data Collection Method in Place during 2015	100%

160
Detention Services Program

Purpose Statement

The purpose of the Detention Services Program is to provide mandatory living and judicial services to inmates so they can receive basic needs and living requirements in a safe and secure environment while rehabilitating their negative behaviors.

Summary of Program Resources

	2014 Actual	2015 Budget	2015 Projected	2016 Budget
Program Specific Revenues				
Taxes	0	0	0	0
Licenses and Permits	0	0	0	0
Intergovernmental	17,341	13,995	10,695	10,195
Charges for Services	32,079	28,602	28,602	28,602
Contributions and Other Grants	0	0	0	0
Fines & Forfeitures	0	0	0	0
Investment Income	0	0	0	0
Interfund Revenues	0	0	0	0
Transfers In	0	0	0	0
Other Financing Sources and Misc.	0	0	0	0
Total Revenues	**49,419**	**42,597**	**39,297**	**38,797**
Expenditures				
Personnel	766,253	834,370	836,240	951,263
Supplies	35,839	37,515	30,435	34,135
Purchased Services	29,485	32,899	38,670	44,734
Community Prgms/Contributions	0	0	0	0
Financing Costs	0	0	0	0
Transfers Out	0	0	0	0
Capital Outlay	0	0	0	0
Miscellaneous (Extraordinary/Special)	66,649	72,804	68,943	78,251
Total Expenditures	**898,225**	**977,588**	**974,288**	**1,108,383**
Excess Revenues / (Net Cost to the County)	**(848,806)**	**(934,991)**	**(934,991)**	**(1,069,586)**
General Appropriation Required	**848,806**	**934,991**	**934,991**	**1,069,586**
Budget Variance	**82,120**	**0**	**0**	**0**

107
Detention Services Activity

Purpose Statement

The purpose of the Detention Services Activity is to provide mandatory living and judicial services to inmates so they can receive basic needs and living requirements in a safe and secure environment while rehabilitating their negative behaviors.

Resource Summary

	2014 Actual	2015 Budget	2015 Projected	2016 Budget
Activity Specific Revenues				
Taxes	0	0	0	0
Licenses and Permits	0	0	0	0
Intergovernmental	15,974	9,800	6,500	6,000
Charges for Services	32,079	28,602	28,602	28,602
Contributions and Other Grants	0	0	0	0
Fines & Forfeitures	0	0	0	0
Investment Income	0	0	0	0
Interfund Revenues	0	0	0	0
Transfers In	0	0	0	0
Other Financing Sources and Misc.	0	0	0	0
Total Revenues	**48,053**	**38,402**	**35,102**	**34,602**
Expenditures				
Personnel	640,004	691,622	692,262	807,024
Supplies	24,625	24,214	20,111	23,724
Purchased Services	6,983	4,765	8,789	13,939
Community Prgms/Contributions	0	0	0	0
Financing Costs	0	0	0	0
Transfers Out	0	0	0	0
Capital Outlay	0	0	0	0
Miscellaneous (Extraordinary/Special)	66,649	72,804	68,943	78,251
Total Expenditures	**738,261**	**793,405**	**790,105**	**922,938**
Excess Revenues / (Net Cost to the County)	**(690,208)**	**(755,003)**	**(755,003)**	**(888,336)**
General Appropriation Required	**690,208**	**755,003**	**755,003**	**888,336**
Budget Variance	**64,367**	**0**	**0**	**0**

Budget Changes

Proposed Change in Funding:	None.
Proposed Change in FTEs:	Additional 1.0 FTE.
Performance Narrative:	We are starting to see an influx of inmates within our jail. Last year we were averaging 11-12 people a day this year we are seeing an average of 21-22 inmates a day. We continue to have an increasing number of Emergency Committed people within our jail.
Other:	

Core Services

- Critical incident responses
- Daily reports
- Meals
- Medical appointments
- Inmate educational sessions
- Medical appointments/transports
- Mental health appointments/transports
- Rehabilitative sessions
- Prisoner transports
- Inmate court escorts

Key Performance Measures

	Measure Type	2014 Actual	2015 Budget	2015 Projected	2016 Budget
Percentage of days without injury to visiting public.	Result	100%	100%	100%	100%
Percentage of days without injury experienced by deputies.	Result	100%	100%	100%	100%
Percentage of days without injury to inmates (self-inflicted).	Result	99.7%	100%	98%	100%

120
Operational Support Activity

Purpose Statement

The purpose of the Operational Support Activity is to provide maintenance and training program services to the Gunnison County Sheriff's Office staff so they can have the knowledge, skills and equipment needed to provide professional public safety services to inmates.

Resource Summary

	2014 Actual	2015 Budget	2015 Projected	2016 Budget
Activity Specific Revenues				
Taxes	0	0	0	0
Licenses and Permits	0	0	0	0
Intergovernmental	1,366	4,195	4,195	4,195
Charges for Services	0	0	0	0
Contributions and Other Grants	0	0	0	0
Fines & Forfeitures	0	0	0	0
Investment Income	0	0	0	0
Interfund Revenues	0	0	0	0
Transfers In	0	0	0	0
Other Financing Sources and Misc.	0	0	0	0
Total Revenues	**1,366**	**4,195**	**4,195**	**4,195**
Expenditures				
Personnel	126,249	142,748	143,978	144,239
Supplies	11,214	13,301	10,324	10,411
Purchased Services	22,502	28,134	29,881	30,795
Community Prgms/Contributions	0	0	0	0
Financing Costs	0	0	0	0
Transfers Out	0	0	0	0
Capital Outlay	0	0	0	0
Miscellaneous (Extraordinary/Special)	0	0	0	0
Total Expenditures	**159,964**	**184,183**	**184,183**	**185,445**
Excess Revenues / (Net Cost to the County)	**(158,598)**	**(179,988)**	**(179,988)**	**(181,250)**
General Appropriation Required	**158,598**	**179,988**	**179,988**	**181,250**
Budget Variance	**17,753**	**0**	**0**	**0**

Budget Changes

Proposed Change in Funding:	None.
Proposed Change in FTEs:	None.
Performance Narrative:	Ongoing training needs are set by local, state and federal programs, and the Sheriff's Office always strives to exceed those standards.
Other:	

Core Services

- Operational Support (equipment inspections, vehicle and equipment repairs, vehicle equipment replacements and plan replacement schedules)
- Training Sessions ("Hiring the Best", reserve program, report writing, courtroom testimony, ethics, first responder, vehicle, legal/liability, victim rights, certifications, less-lethal/defensive tactics, driving, computer, and new-hire.)

Key Performance Measures

	Measure Type	2014 Actual	2015 Budget	2015 Projected	2016 Budget
Percentage of staff and officers who successfully complete all required training hours as well as planned professional development goals.	Result	100%	100%	100%	100%

490
Sheriff Program

Purpose Statement

The purpose of the Sheriff Program is to provide enforcement, public assistance, emergency coordination, operational support, civil action, permitting and licensing services to emergency response teams and the public so they can be more informed of Sheriff's Office services, be assured that Sheriff's Office employees are properly trained and equipped, contain emergency situations, and receive legal documents and licenses in a timely manner.

Summary of Program Resources

	2014 Actual	2015 Budget	2015 Projected	2016 Budget
Program Specific Revenues				
Taxes	0	0	0	0
Licenses and Permits	0	0	0	0
Intergovernmental	25,224	27,891	53,023	26,632
Charges for Services	33,082	39,000	25,000	25,000
Contributions and Other Grants	0	0	0	0
Fines & Forfeitures	43,226	30,000	30,000	30,000
Investment Income	0	0	0	0
Interfund Revenues	0	0	0	0
Transfers In	0	0	0	0
Other Financing Sources and Misc.	982	600	8,413	600
Total Revenues	**102,515**	**97,491**	**116,436**	**82,232**
Expenditures				
Personnel	1,129,859	1,170,669	1,178,962	1,149,176
Supplies	82,249	102,965	89,773	136,675
Purchased Services	439,196	407,142	400,874	435,156
Community Prgms/Contributions	0	0	0	0
Financing Costs	0	0	0	0
Transfers Out	0	0	0	0
Capital Outlay	0	0	24,586	6,000
Miscellaneous (Extraordinary/Special)	13,854	16,107	13,174	16,107
Total Expenditures	**1,665,157**	**1,696,883**	**1,707,369**	**1,743,114**
Excess Revenues / (Net Cost to the County)	**(1,562,643)**	**(1,599,392)**	**(1,590,933)**	**(1,660,882)**
General Appropriation Required	**1,562,643**	**1,599,392**	**1,590,933**	**1,660,882**
Budget Variance	**15,307**	**0**	**8,459**	**0**

108
Enforcement Activity

Purpose Statement

The purpose of the Enforcement Activity is to provide traffic management, immediate first response and county-wide patrol services to the residents and visitors of Gunnison County so they can experience a low crime rate and feel safe.

Resource Summary

	2014 Actual	2015 Budget	2015 Projected	2016 Budget
Activity Specific Revenues				
Taxes	0	0	0	0
Licenses and Permits	0	0	0	0
Intergovernmental	1,551	1,500	1,600	800
Charges for Services	0	0	0	0
Contributions and Other Grants	0	0	0	0
Fines & Forfeitures	43,226	30,000	30,000	30,000
Investment Income	0	0	0	0
Interfund Revenues	0	0	0	0
Transfers In	0	0	0	0
Other Financing Sources and Misc.	693	600	600	600
Total Revenues	**45,470**	**32,100**	**32,200**	**31,400**
Expenditures				
Personnel	569,661	585,982	593,984	552,186
Supplies	37,070	44,500	34,339	64,500
Purchased Services	0	0	0	0
Community Prgms/Contributions	0	0	0	0
Financing Costs	0	0	0	0
Transfers Out	0	0	0	0
Capital Outlay	0	0	0	0
Miscellaneous (Extraordinary/Special)	0	0	0	0
Total Expenditures	**606,732**	**630,482**	**628,323**	**616,686**
Excess Revenues / (Net Cost to the County)	**(561,262)**	**(598,382)**	**(596,123)**	**(585,286)**
General Appropriation Required	**561,262**	**598,382**	**596,123**	**585,286**
Budget Variance	**19,234**	**0**	**2,259**	**0**

Budget Changes

Proposed Change in Funding:	None.
Proposed Change in FTEs:	None.
Performance Narrative:	The Sheriff's Office is experiencing an increase in the number of calls to the outermost parts of the county, which is due in part to factors such as Gunnison County being considered a great recreational location for 4x4 vehicle use within the State of Colorado.
Other:	

Core Services

- General patrol
- Civil actions

Key Performance Measures

	Measure Type	2014 Actual	2015 Budget	2015 Projected	2016 Budget
Percentage of surveyed Gunnison County residents who indicate that services provided by the Sheriff's Office are good or excellent.	Result	82%	84%	69%	69%

109
Operational Support Activity

Purpose Statement

The purpose of the Operational Support Activity is to provide maintenance and training program services to the Gunnison County Sheriff's Office staff so they can have the knowledge, skills and equipment needed to provide professional public safety services to the citizens of Gunnison County.

Resource Summary

	2014 Actual	2015 Budget	2015 Projected	2016 Budget
Activity Specific Revenues				
Taxes	0	0	0	0
Licenses and Permits	0	0	0	0
Intergovernmental	6,263	12,780	12,780	12,832
Charges for Services	33,082	39,000	25,000	25,000
Contributions and Other Grants	0	0	0	0
Fines & Forfeitures	0	0	0	0
Investment Income	0	0	0	0
Interfund Revenues	0	0	0	0
Transfers In	0	0	0	0
Other Financing Sources and Misc.	289	0	7,813	0
Total Revenues	**39,634**	**51,780**	**45,593**	**37,832**
Expenditures				
Personnel	366,808	379,618	379,560	380,233
Supplies	38,745	51,692	48,651	66,165
Purchased Services	424,773	401,142	395,374	424,956
Community Prgms/Contributions	0	0	0	0
Financing Costs	0	0	0	0
Transfers Out	0	0	0	0
Capital Outlay	0	0	0	6,000
Miscellaneous (Extraordinary/Special)	0	780	780	780
Total Expenditures	**830,326**	**833,232**	**824,365**	**878,134**
Excess Revenues / (Net Cost to the County)	**(790,692)**	**(781,452)**	**(778,772)**	**(840,302)**
General Appropriation Required	**790,692**	**781,452**	**778,772**	**840,302**
Budget Variance	**(17,232)**	**0**	**2,680**	**0**

Budget Changes

Proposed Change in Funding:	None.
Proposed Change in FTEs:	None.
Performance Narrative:	The Sheriff's Office will continue to encourage all members to excel in different disciplines related to their positions. Officers are encouraged to become instructors/trainers to better themselves and to strive to become supervisors.
Other:	

Core Services

- Civil processing
- Permitting and Licensing
- General operational support
- Training sessions
- Regional meetings

Key Performance Measures

	Measure Type	2014 Actual	2015 Budget	2015 Projected	2016 Budget
Percentage of staff and officers who successfully complete all required training hours as well as planned professional development goals.	Result	100%	100%	100%	100%

117
Courtroom Security Activity

Purpose Statement

The purpose of the Courtroom Security Activity is to provide weapons screening and behavioral observations to judges, jury members, attorneys and witnesses in the district and county courts so they can exercise due process and conduct court business in a safe environment.

Resource Summary

	2014 Actual	2015 Budget	2015 Projected	2016 Budget
Activity Specific Revenues				
Taxes	0	0	0	0
Licenses and Permits	0	0	0	0
Intergovernmental	4,910	0	24,586	0
Charges for Services	0	0	0	0
Contributions and Other Grants	0	0	0	0
Fines & Forfeitures	0	0	0	0
Investment Income	0	0	0	0
Interfund Revenues	0	0	0	0
Transfers In	0	0	0	0
Other Financing Sources and Misc.	0	0	0	0
Total Revenues	**4,910**	**0**	**24,586**	**0**
Expenditures				
Personnel	39,664	40,826	40,826	50,442
Supplies	4,910	0	0	0
Purchased Services	0	0	0	0
Community Prgms/Contributions	0	0	0	0
Financing Costs	0	0	0	0
Transfers Out	0	0	0	0
Capital Outlay	0	0	24,586	0
Miscellaneous (Extraordinary/Special)				
Total Expenditures	**44,574**	**40,826**	**65,412**	**50,442**
Excess Revenues / (Net Cost to the County)	**(39,664)**	**(40,826)**	**(40,826)**	**(50,442)**
General Appropriation Required	**39,664**	**40,826**	**40,826**	**50,442**
Budget Variance	**(83)**	**0**	**0**	**0**

Budget Changes

Proposed Change in Funding:	None.
Proposed Change in FTEs:	Additional 1.0 FTE.
Performance Narrative:	From the start of courthouse construction project, the Sheriff's Office has had more calls to respond to the Courts than originally anticipated. We predicted that the calls for service would decline, however we have been experiencing an increasing demand for security in the new courthouse.
Other:	

Core Services

- Courthouse Security (courtroom security appointments, screenings, dispute resolutions, security checks, panic responses and secured courtrooms)

Key Performance Measures

	Measure Type	2014 Actual	2015 Budget	2015 Projected	2016 Budget
Percentage of court hours without harm to judges, jury members, attorneys and witnesses.	Result	100%	100%	100%	100%

118
Investigations Activity

Purpose Statement

The purpose of the Investigations Activity is to provide first response, crime scene preservation and comprehensive investigation services to the DA's office staff so they can properly determine whether to prosecute or dismiss cases.

Resource Summary

	2014 Actual	2015 Budget	2015 Projected	2016 Budget
Activity Specific Revenues				
Taxes	0	0	0	0
Licenses and Permits	0	0	0	0
Intergovernmental	0	0	0	0
Charges for Services	0	0	0	0
Contributions and Other Grants	0	0	0	0
Fines & Forfeitures	0	0	0	0
Investment Income	0	0	0	0
Interfund Revenues	0	0	0	0
Transfers In	0	0	0	0
Other Financing Sources and Misc.	0	0	0	0
Total Revenues	**0**	**0**	**0**	**0**
Expenditures				
Personnel	152,668	159,748	159,748	157,171
Supplies	0	0	0	0
Purchased Services	0	0	0	4,200
Community Prgms/Contributions	0	0	0	0
Financing Costs	0	0	0	0
Transfers Out	0	0	0	0
Capital Outlay	0	0	0	0
Miscellaneous (Extraordinary/Special)	0	0	0	0
Total Expenditures	**152,668**	**159,748**	**159,748**	**161,371**
Excess Revenues / (Net Cost to the County)	**(152,668)**	**(159,748)**	**(159,748)**	**(161,371)**
General Appropriation Required	**152,668**	**159,748**	**159,748**	**161,371**
Budget Variance	**2,605**	**0**	**0**	**0**

Budget Changes

Proposed Change in Funding:	None.
Proposed Change in FTEs:	None.
Performance Narrative:	The Sheriff's Office continually strives to work with the District Attorney's Office in the prosecution of the cases in Gunnison County.
Other:	

Core Services

- Major crime investigations
- Minor crime investigations
- Crime investigation findings
- Evidence and property management

Key Performance Measures

	Measure Type	2014 Actual	2015 Budget	2015 Projected	2016 Budget
Percentage of cases that are resolved by the District Attorney's Office without requests for additional investigation findings.	Result	92%	95%	95%	95%

119
Major Incident Response Activity

Purpose Statement

The purpose of the Major Incident Responses Activity is to provide statutorily required private land wildfire, Hazardous Materials, and Search and Rescue coordination and response services to responders, residents and visitors of Gunnison County so they can take protective actions and safeguard life.

Resource Summary

	2014 Actual	2015 Budget	2015 Projected	2016 Budget
Activity Specific Revenues				
Taxes	0	0	0	0
Licenses and Permits	0	0	0	0
Intergovernmental	12,500	13,611	14,057	13,000
Charges for Services	0	0	0	0
Contributions and Other Grants	0	0	0	0
Fines & Forfeitures	0	0	0	0
Investment Income	0	0	0	0
Interfund Revenues	0	0	0	0
Transfers In	0	0	0	0
Other Financing Sources and Misc.	0	0	0	0
Total Revenues	**12,500**	**13,611**	**14,057**	**13,000**
Expenditures				
Personnel	1,058	4,495	4,844	9,144
Supplies	1,523	6,773	6,783	6,010
Purchased Services	14,423	6,000	5,500	6,000
Community Prgms/Contributions	0	0	0	0
Financing Costs	0	0	0	0
Transfers Out	0	0	0	0
Capital Outlay	0	0	0	0
Miscellaneous (Extraordinary/Special)	13,854	15,327	12,394	15,327
Total Expenditures	**30,859**	**32,595**	**29,521**	**36,481**
Excess Revenues / (Net Cost to the County)	**(18,358)**	**(18,984)**	**(15,464)**	**(23,481)**
General Appropriation Required	**18,358**	**18,984**	**15,464**	**23,481**
Budget Variance	**10,782**	**0**	**3,520**	**0**

Budget Changes

Proposed Change in Funding:	None.
Proposed Change in FTEs:	None.
Performance Narrative:	Every year the Sheriff's Office experiences different types of Major incidents. During the first six months of 2015, there were a multitude of Search and Rescue calls to Off-Highway vehicle accidents involving injuries and deaths.
Other:	

Core Services

- Emergency coordination for private-land wildfires, Hazardous Materials (HAZMAT), and Search and Rescue
- Public Information and assistance

Key Performance Measures

	Measure Type	2014 Actual	2015 Budget	2015 Projected	2016 Budget
Percentage of major incident coordinations without collateral injury to citizens and responders.	Result	100%	90%	100%	100%

Mission Statement

The mission of the Treasurer and Public Trustee Office is to provide revenue and foreclosure services to the public, taxing authorities and parties to foreclosures so they can pay and collect taxes and other revenue in an accurate and timely manner and experience a fair and timely foreclosure process.

Elected Official

Debbie Dunbar
221 N. Wisconsin
Gunnison, CO 81230
(970) 641-2231
ddunbar@gunnisoncounty.org

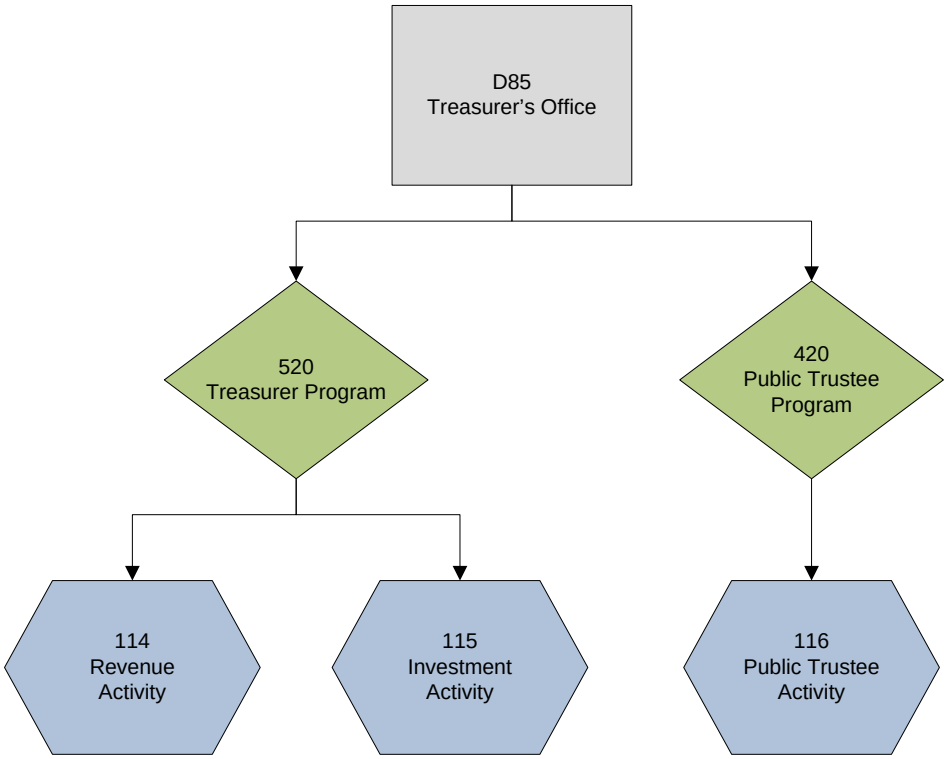

Summary of Department Resources

	2014 Actual	2015 Budget	2015 Projected	2016 Budget
Department Specific Revenues				
Taxes	0	0	0	0
Licenses and Permits	0	0	0	0
Intergovernmental	0	0	0	0
Charges for Services	99,225	61,000	66,000	61,000
Contributions and Other Grants	0	0	0	0
Fines & Forfeitures	0	0	0	0
Investment Income	0	0	0	0
Interfund Revenues	694,029	630,794	661,575	630,794
Transfers In	57,200	61,514	61,514	61,514
Other Financing Sources and Misc.	8,265	9,000	9,000	9,000
Total Revenues	**858,719**	**762,308**	**798,089**	**762,308**
Expenditures				
Personnel	265,512	278,021	231,161	263,496
Supplies	13,708	15,370	14,480	14,400
Purchased Services	57,846	69,835	63,655	71,770
Community Prgms/Contributions	0	0	0	0
Financing Costs	16,859	18,000	18,000	18,000
Transfers Out	0	0	0	0
Capital Outlay	0	0	0	0
Miscellaneous (Extraordinary/Special)	72,362	46,000	46,000	46,000
Total Expenditures	**426,288**	**427,226**	**373,296**	**413,666**
Excess Revenues / (Net Cost to the County)	**432,432**	**335,082**	**424,793**	**348,642**
General Appropriation Required	**0**	**0**	**0**	**0**
Budget Variance	**60,209**	**0**	**89,711**	**0**

Department Resources Restated by Fund

Revenues				
General Fund	702,279	639,794	670,575	639,794
Public Trustee Agency Fund	156,440	122,514	127,514	122,514
Total Revenues	**858,719**	**762,308**	**798,089**	**762,308**
Expenditures				
General Fund	267,691	304,712	251,890	293,463
Public Trustee Agency Fund	158,596	122,514	121,406	120,203
Total Expenditures	**426,288**	**427,226**	**373,296**	**413,666**

520
Treasurer's Program

Purpose Statement

The purpose of the Treasurer's Program is to provide investment and tax revenue collections and disbursement services to the public, Board of County Commissioners, taxing authorities and lien holders so they can experience the secure, accurate and timely management of their money.

Summary of Program Resources

	2014 Actual	2015 Budget	2015 Projected	2016 Budget
Program Specific Revenues				
Taxes	0	0	0	0
Licenses and Permits	0	0	0	0
Intergovernmental	0	0	0	0
Charges for Services	0	0	0	0
Contributions and Other Grants	0	0	0	0
Fines & Forfeitures	0	0	0	0
Investment Income	0	0	0	0
Interfund Revenues	694,029	630,794	661,575	630,794
Transfers In	0	0	0	0
Other Financing Sources and Misc.	8,250	9,000	9,000	9,000
Total Revenues	**702,279**	**639,794**	**670,575**	**639,794**
Expenditures				
Personnel	187,022	209,043	162,692	196,980
Supplies	13,055	14,770	13,900	13,900
Purchased Services	50,755	62,899	57,298	64,583
Community Prgms/Contributions	0	0	0	0
Financing Costs	16,859	18,000	18,000	18,000
Transfers Out	0	0	0	0
Capital Outlay	0	0	0	0
Miscellaneous (Extraordinary/Special)	0	0	0	0
Total Expenditures	**267,691**	**304,712**	**251,890**	**293,463**
Excess Revenues / (Net Cost to the County)	**434,587**	**335,082**	**418,685**	**346,331**
General Appropriation Required	**0**	**0**	**0**	**0**
Budget Variance	**47,452**	**0**	**83,603**	**0**

114
Revenue Activity

Purpose Statement

The purpose of the Revenue Activity is to provide collections, accounting and disbursement services to taxing authorities, County offices, taxpayers and lien holders so they can experience a timely and accurate accounting of their money.

Resource Summary

	2014 Actual	2015 Budget	2015 Projected	2016 Budget
Activity Specific Revenues				
Taxes	0	0	0	0
Licenses and Permits	0	0	0	0
Intergovernmental	0	0	0	0
Charges for Services	0	0	0	0
Contributions and Other Grants	0	0	0	0
Fines & Forfeitures	0	0	0	0
Investment Income	0	0	0	0
Interfund Revenues	694,029	630,794	661,575	630,794
Transfers In	0	0	0	0
Other Financing Sources and Misc.	8,250	9,000	9,000	9,000
Total Revenues	**702,279**	**639,794**	**670,575**	**639,794**
Expenditures				
Personnel	170,432	196,407	150,056	184,337
Supplies	13,055	14,770	13,900	13,900
Purchased Services	50,522	59,899	57,298	62,083
Community Prgms/Contributions	0	0	0	0
Financing Costs	16,859	18,000	18,000	18,000
Transfers Out	0	0	0	0
Capital Outlay	0	0	0	0
Miscellaneous (Extraordinary/Special)	0	0	0	0
Total Expenditures	**250,869**	**289,076**	**239,254**	**278,320**
Excess Revenues / (Net Cost to the County)	**451,410**	**350,718**	**431,321**	**361,474**
General Appropriation Required	**0**	**0**	**0**	**0**
Budget Variance	**42,600**	**0**	**80,603**	**0**

Budget Changes

Proposed Change in Funding:	None.
Proposed Change in FTEs:	None.
Performance Narrative:	We are continuing to send more tax statements via email, which has cut down on mailing costs even though postage costs are rising.
Other:	

Core Services

- Deposited Dollars
- Property Tax Notices
- Accounting Reports: Board, Public, Departments
- Revenue Disbursements
- Tax Lien Sales
- Tax Certification
- Mobile Home Authentication
- Delinquent Tax Notices
- Certificates of Purchase

Key Performance Measures

	Measure Type	2014 Actual	2015 Budget	2015 Projected	2016 Budget
Percentage of checks that are deposited within two business days.	Result	98%	100%	100%	100%
Percentage of accounting reports issued by noon the Thursday before the Tuesday Board of County Commissioner meeting.	Result	100%	100%	100%	100%

115
Investment Activity

Purpose Statement

The purpose of the Investment Activity is to provide investment and reporting services to the Board of County Commissioners so they can know at any time what resources are available, have ready access to liquid fiscal resources and securely invest for a modest return.

Resource Summary

	2014 Actual	2015 Budget	2015 Projected	2016 Budget
Activity Specific Revenues				
Taxes	0	0	0	0
Licenses and Permits	0	0	0	0
Intergovernmental	0	0	0	0
Charges for Services	0	0	0	0
Contributions and Other Grants	0	0	0	0
Fines & Forfeitures	0	0	0	0
Investment Income	0	0	0	0
Interfund Revenues	0	0	0	0
Transfers In	0	0	0	0
Other Financing Sources and Misc.	0	0	0	0
Total Revenues	**0**	**0**	**0**	**0**
Expenditures				
Personnel	16,590	12,636	12,636	12,643
Supplies	0	0	0	0
Purchased Services	233	3,000	0	2,500
Community Prgms/Contributions	0	0	0	0
Financing Costs	0	0	0	0
Transfers Out	0	0	0	0
Capital Outlay	0	0	0	0
Miscellaneous (Extraordinary/Special)	0	0	0	0
Total Expenditures	**16,823**	**15,636**	**12,636**	**15,143**
Excess Revenues / (Net Cost to the County)	**(16,823)**	**(15,636)**	**(12,636)**	**(15,143)**
General Appropriation Required	**16,823**	**15,636**	**12,636**	**15,143**
Budget Variance	**4,852**	**0**	**3,000**	**0**

Budget Changes

Proposed Change in Funding:	None. Interest earnings are allocated to the funds in which they are earned.
Proposed Change in FTEs:	None.
Performance Narrative:	Interest rates have remained low through 2015 and expectations are that it could continue into 2016. Since performance in this activity is market driven, little to no changes are expected.
Other:	

Core Services

- Earned interest dollars
- Monthly investment reports
- Securities purchases

Key Performance Measures

	Measure Type	2014 Actual	2015 Budget	2015 Projected	2016 Budget
Percentage return on investments.	Result	1.13%	1%	1.17%	1%

420
Public Trustee Program

Purpose Statement

The purpose of the Public Trustee Program is to provide foreclosure and release services to property owners, lenders and lien holders so they can experience a timely, fair and secure transfer of property.

Summary of Program Resources

	2014 Actual	2015 Budget	2015 Projected	2016 Budget
Program Specific Revenues				
Taxes	0	0	0	0
Licenses and Permits	0	0	0	0
Intergovernmental	0	0	0	0
Charges for Services	99,225	61,000	66,000	61,000
Contributions and Other Grants	0	0	0	0
Fines & Forfeitures	0	0	0	0
Investment Income	0	0	0	0
Interfund Revenues	0	0	0	0
Transfers In	57,200	61,514	61,514	61,514
Other Financing Sources and Misc.	16	0	0	0
Total Revenues	**156,440**	**122,514**	**127,514**	**122,514**
Expenditures				
Personnel	78,490	68,978	68,469	66,516
Supplies	653	600	580	500
Purchased Services	7,091	6,936	6,357	7,187
Community Prgms/Contributions	0	0	0	0
Financing Costs	0	0	0	0
Transfers Out	0	0	0	0
Capital Outlay	0	0	0	0
Miscellaneous (Extraordinary/Special)	72,362	46,000	46,000	46,000
Total Expenditures	**158,596**	**122,514**	**121,406**	**120,203**
Excess Revenues / (Net Cost to the County)	**(2,156)**	**0**	**6,108**	**2,311**
General Appropriation Required	**2,156**	**0**	**0**	**0**
Budget Variance	**12,756**	**0**	**6,108**	**0**

116
Public Trustee Activity

Purpose Statement

The purpose of the Public Trustee Activity is to provide foreclosure and release services to property owners, lenders and lien holders so they can experience a timely and secure transfer of property.

Resource Summary

	2014 Actual	2015 Budget	2015 Projected	2016 Budget
Activity Specific Revenues				
Taxes	0	0	0	0
Licenses and Permits	0	0	0	0
Intergovernmental	0	0	0	0
Charges for Services	99,225	61,000	66,000	61,000
Contributions and Other Grants	0	0	0	0
Fines & Forfeitures	0	0	0	0
Investment Income	0	0	0	0
Interfund Revenues	0	0	0	0
Transfers In	57,200	61,514	61,514	61,514
Other Financing Sources and Misc.	16	0	0	0
Total Revenues	**156,440**	**122,514**	**127,514**	**122,514**
Expenditures				
Personnel	78,490	68,978	68,469	66,516
Supplies	653	600	580	500
Purchased Services	7,091	6,936	6,357	7,187
Community Prgms/Contributions	0	0	0	0
Financing Costs	0	0	0	0
Transfers Out	0	0	0	0
Capital Outlay	0	0	0	0
Miscellaneous (Extraordinary/Special)	72,362	46,000	46,000	46,000
Total Expenditures	**158,596**	**122,514**	**121,406**	**120,203**
Excess Revenues / (Net Cost to the County)	**(2,156)**	**0**	**6,108**	**2,311**
General Appropriation Required	**2,156**	**0**	**0**	**0**
Budget Variance	**12,756**	**0**	**6,108**	**0**

Budget Changes

Proposed Change in Funding:	Increase of $1,408.
Proposed Change in FTEs:	Additional 1.0 FTE due to reallocation of duties within the office.
Performance Narrative:	Revenues from foreclosures had decreased while increasing from release revenue.
Other:	

Core Services

- Foreclosure Sales
- Notices of Sales
- Notices of Rights
- Releases of Deeds of Trust
- Telephone/Email Responses to Inquiries
- Attorney Invoices
- Newspaper Publications

Key Performance Measures

	Measure Type	2014 Actual	2015 Budget	2015 Projected	2016 Budget
Percentage of foreclosures opened and recorded within 10 days of receipt.	Result	100%	100%	100%	100%
Percentage of releases processed within two weeks of receipt.	Result	100%	100%	100%	100%

Mission Statement

The mission of Veterans' Services is to provide assistance to veterans and widows, widowers, and children of veterans so they can effectively present claims to the United States Department of Veteran Affairs and transition to civilian life.

Veterans' Services Officer

Al Falsetto
225 N. Pine Street
Gunnison, CO 81230
(970) 641-7919

Summary of Resources

	2014 Actual	2015 Budget	2015 Projected	2016 Budget
Specific Revenues				
Taxes	0	0	0	0
Licenses and Permits	0	0	0	0
Intergovernmental	1,200	1,200	4,740	8,280
Charges for Services	0	0	0	0
Contributions and Other Grants	0	0	0	0
Fines & Forfeitures	0	0	0	0
Investment Income	0	0	0	0
Interfund Revenues	0	0	0	0
Transfers In	0	0	0	0
Other Financing Sources and Misc.	0	0	0	0
Total Revenues	**1,200**	**1,200**	**4,740**	**8,280**
Expenditures				
Personnel	3,891	3,888	6,089	8,289
Supplies	147	165	165	165
Purchased Services	361	1,253	1,253	1,253
Community Prgms/Contributions	0	0	0	0
Financing Costs	0	0	0	0
Transfers Out	0	0	0	0
Capital Outlay	0	0	0	0
Miscellaneous (Extraordinary/Special)	0	0	0	0
Total Expenditures	**4,399**	**5,306**	**7,507**	**9,707**
Excess Revenues / (Net Cost to the County)	**(3,199)**	**(4,106)**	**(2,767)**	**(1,427)**
General Appropriation Required	**3,199**	**4,106**	**2,767**	**1,427**
Budget Variance	**907**	**0**	**1,340**	**0**

Resources Restated by Fund

Revenues				
General Fund	1,200	1,200	4,740	8,280
Total Revenues	**1,200**	**1,200**	**4,740**	**8,280**
Expenditures				
General Fund	4,399	5,306	7,507	9,707
Total Expenditures	**4,399**	**5,306**	**7,507**	**9,707**

535
Veterans Program

Purpose Statement

The purpose of the Veterans Program is to provide assistance to veterans and widows, widowers, and children of veterans so they can effectively present claims to the United States Department of Veteran Affairs and transition to civilian life.

Summary of Program Resources

	2014 Actual	2015 Budget	2015 Projected	2016 Budget
Program Specific Revenues				
Taxes	0	0	0	0
Licenses and Permits	0	0	0	0
Intergovernmental	1,200	1,200	4,740	8,280
Charges for Services	0	0	0	0
Contributions and Other Grants	0	0	0	0
Fines & Forfeitures	0	0	0	0
Investment Income	0	0	0	0
Interfund Revenues	0	0	0	0
Transfers In	0	0	0	0
Other Financing Sources and Misc.	0	0	0	0
Total Revenues	**1,200**	**1,200**	**4,740**	**8,280**
Expenditures				
Personnel	3,891	3,888	6,089	8,289
Supplies	147	165	165	165
Purchased Services	361	1,253	1,253	1,253
Community Prgms/Contributions	0	0	0	0
Financing Costs	0	0	0	0
Transfers Out	0	0	0	0
Capital Outlay	0	0	0	0
Miscellaneous (Extraordinary/Special)	0	0	0	0
Total Expenditures	**4,399**	**5,306**	**7,507**	**9,707**
Excess Revenues / (Net Cost to the County)	**(3,199)**	**(4,106)**	**(2,767)**	**(1,427)**
General Appropriation Required	**3,199**	**4,106**	**2,767**	**1,427**
Budget Variance	**907**	**0**	**1,340**	**0**

806
Veterans Activity

Purpose Statement

The purpose of the Veterans Activity is to provide assistance to veterans and widows, widowers, and children of veterans so they can effectively present claims to the United States Department of Veteran Affairs and transition to civilian life.

Resource Summary

	2014 Actual	2015 Budget	2015 Projected	2016 Budget
Activity Specific Revenues				
Taxes	0	0	0	0
Licenses and Permits	0	0	0	0
Intergovernmental	1,200	1,200	4,740	8,280
Charges for Services	0	0	0	0
Contributions and Other Grants	0	0	0	0
Fines & Forfeitures	0	0	0	0
Investment Income	0	0	0	0
Interfund Revenues	0	0	0	0
Transfers In	0	0	0	0
Other Financing Sources and Misc.	0	0	0	0
Total Revenues	**1,200**	**1,200**	**4,740**	**8,280**
Expenditures				
Personnel	3,891	3,888	6,089	8,289
Supplies	147	165	165	165
Purchased Services	361	1,253	1,253	1,253
Community Prgms/Contributions	0	0	0	0
Financing Costs	0	0	0	0
Transfers Out	0	0	0	0
Capital Outlay	0	0	0	0
Miscellaneous (Extraordinary/Special)	0	0	0	0
Total Expenditures	**4,399**	**5,306**	**7,507**	**9,707**
Excess Revenues / (Net Cost to the County)	**(3,199)**	**(4,106)**	**(2,767)**	**(1,427)**
General Appropriation Required	**3,199**	**4,106**	**2,767**	**1,427**
Budget Variance	**907**	**0**	**1,340**	**0**

Budget Changes

Proposed Change in Funding:	Increase of $8,280 from the State.
Proposed Change in FTEs:	None.
Performance Narrative:	The veteran population is on a declining trend due to the economy, deaths and little military activity. According to the VA figures, Gunnison County had 1,360 veterans in 2003 and 957 in 2013. A loss of about 30%. This is not an uncommon trend in many low-population counties in Colorado.
Other:	

Core Services

- Veteran Assistance Sessions
- Claim Filings

Key Performance Measures

	Measure Type	2014 Actual	2015 Budget	2015 Projected	2016 Budget
Number of contacts for service.	Output	155	120	117	90
Number of phone calls received and made.	Output	218	190	158	115

Weather Modification Program D87

Mission Statement

As of 2016, the responsibilities of this program are being transferred to the Upper Gunnison River Water Conservancy District (UGRWCD). Gunnison County will continue as a funding partner.

Program Director

Linda Nienhueser
200 E. Virginia Ave.
Gunnison, CO 81230
(970) 641-2203
lnienhueser@gunnisoncounty.org

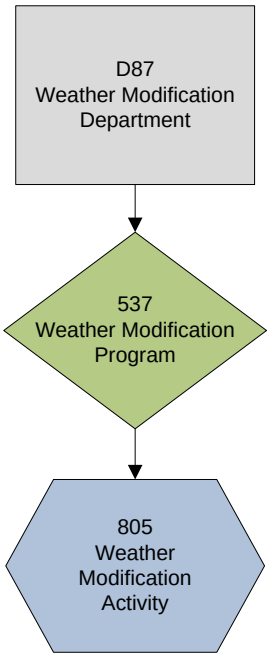

Weather Modification Program D87

Summary of Program Resources

	2014 Actual	2015 Budget	2015 Projected	2016 Budget
Program Specific Revenues				
Taxes	0	0	0	0
Licenses and Permits	0	0	0	0
Intergovernmental	116,977	109,500	109,500	0
Charges for Services	0	0	0	0
Contributions and Other Grants	250	7,253	100	0
Fines & Forfeitures	0	0	0	0
Investment Income	0	0	0	0
Interfund Revenues	0	0	0	0
Transfers In	2,500	2,500	2,500	0
Other Financing Sources and Misc.	21	0	0	0
Total Revenues	**119,748**	**119,253**	**112,100**	**0**
Expenditures				
Personnel	2,805	2,224	580	0
Supplies	0	0	0	0
Purchased Services	101,931	128,069	125,150	11,040
Community Prgms/Contributions	0	0	0	0
Financing Costs	0	0	0	0
Transfers Out	0	0	0	0
Capital Outlay	26,000	0	0	0
Miscellaneous (Extraordinary/Special)	0	0	0	0
Total Expenditures	**130,736**	**130,293**	**125,730**	**11,040**
Excess Revenues / (Net Cost to the County)	**(10,988)**	**(11,040)**	**(13,630)**	**(11,040)**
General Appropriation Required	**10,988**	**11,040**	**13,630**	**11,040**
Budget Variance	**802**	**0**	**(2,590)**	**0**

Program Resources Restated by Fund

Revenues				
General Fund	119,748	119,253	112,100	0
Total Revenues	**119,748**	**119,253**	**112,100**	**0**
Expenditures				
General Fund	130,736	130,293	125,730	11,040
Total Expenditures	**130,736**	**130,293**	**125,730**	**11,040**

537
Weather Modification Program

Purpose Statement

The purpose of Weather Modification Program is to provide enhanced snowfall to the citizens and visitors of Gunnison County so they can have increased water supply, tourism and agriculture.

Summary of Program Resources

	2014 Actual	2015 Budget	2015 Projected	2016 Budget
Program Specific Revenues				
Taxes	0	0	0	0
Licenses and Permits	0	0	0	0
Intergovernmental	116,977	109,500	109,500	0
Charges for Services	0	0	0	0
Contributions and Other Grants	250	7,253	100	0
Fines & Forfeitures	0	0	0	0
Investment Income	0	0	0	0
Interfund Revenues	0	0	0	0
Transfers In	2,500	2,500	2,500	0
Other Financing Sources and Misc.	21	0	0	0
Total Revenues	**119,748**	**119,253**	**112,100**	**0**
Expenditures				
Personnel	2,805	2,224	580	0
Supplies	0	0	0	0
Purchased Services	101,931	128,069	125,150	11,040
Community Prgms/Contributions	0	0	0	0
Financing Costs	0	0	0	0
Transfers Out	0	0	0	0
Capital Outlay	26,000	0	0	0
Miscellaneous (Extraordinary/Special)	0	0	0	0
Total Expenditures	**130,736**	**130,293**	**125,730**	**11,040**
Excess Revenues / (Net Cost to the County)	**(10,988)**	**(11,040)**	**(13,630)**	**(11,040)**
General Appropriation Required	**10,988**	**11,040**	**13,630**	**11,040**
Budget Variance	**802**	**0**	**(2,590)**	**0**

805
Weather Modification Activity

Purpose Statement

The purpose of Weather Modification Activity is to provide enhanced snowfall to the citizens and visitors of Gunnison County so they can have increased water supply, tourism and agriculture.

Resource Summary

	2014 Actual	2015 Budget	2015 Projected	2016 Budget
Activity Specific Revenues				
Taxes	0	0	0	0
Licenses and Permits	0	0	0	0
Intergovernmental	116,977	109,500	109,500	0
Charges for Services	0	0	0	0
Contributions and Other Grants	250	7,253	100	0
Fines & Forfeitures	0	0	0	0
Investment Income	0	0	0	0
Interfund Revenues	0	0	0	0
Transfers In	2,500	2,500	2,500	0
Other Financing Sources and Misc.	21	0	0	0
Total Revenues	**119,748**	**119,253**	**112,100**	**0**
Expenditures				
Personnel	2,805	2,224	580	0
Supplies	0	0	0	0
Purchased Services	101,931	128,069	125,150	11,040
Community Prgms/Contributions	0	0	0	0
Financing Costs	0	0	0	0
Transfers Out	0	0	0	0
Capital Outlay	26,000	0	0	0
Miscellaneous (Extraordinary/Special)	0	0	0	0
Total Expenditures	**130,736**	**130,293**	**125,730**	**11,040**
Excess Revenues / (Net Cost to the County)	**(10,988)**	**(11,040)**	**(13,630)**	**(11,040)**
General Appropriation Required	**10,988**	**11,040**	**13,630**	**11,040**
Budget Variance	**802**	**0**	**(2,590)**	**0**

Wildlife Conservation Department D90

Mission Statement

The mission of the Wildlife Conservation Department is to provide consulting, plan review, coordination and education services to County residents, developers and government entities so they can achieve their objectives while minimizing their impacts on wildlife in Gunnison County.

Department Director

Jim Cochran
221 N. Wisconsin St.
Gunnison, CO 81230
(970) 641-7604
jcochran@gunnisoncounty.org

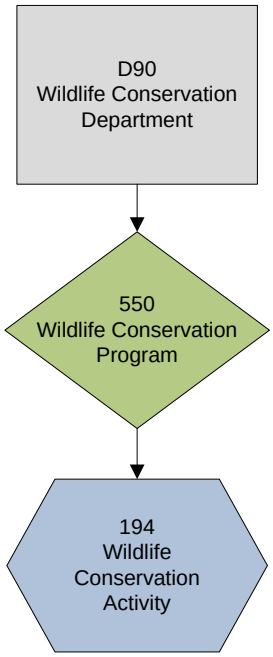

Wildlife Conservation Department D90

Summary of Department Resources

	2014 Actual	2015 Budget	2015 Projected	2016 Budget
Department Specific Revenues				
Taxes	0	0	0	0
Licenses and Permits	0	0	0	0
Intergovernmental	0	7,860	7,860	16,890
Charges for Services	0	0	0	0
Contributions and Other Grants	5,000	7,000	7,000	2,000
Fines & Forfeitures	0	0	0	0
Investment Income	0	0	0	0
Interfund Revenues	0	0	0	0
Transfers In	81,411	91,430	83,570	85,814
Other Financing Sources and Misc.	64	100	0	0
Total Revenues	**86,475**	**106,390**	**98,430**	**104,704**
Expenditures				
Personnel	7,340	16,929	17,478	18,564
Supplies	1,476	4,046	2,930	3,130
Purchased Services	112,534	124,257	109,004	114,447
Community Prgms/Contributions	0	0	0	0
Financing Costs	0	0	0	0
Transfers Out	0	0	0	0
Capital Outlay	0	0	0	0
Miscellaneous (Extraordinary/Special)	0	0	0	0
Total Expenditures	**121,350**	**145,232**	**129,412**	**136,141**
Excess Revenues / (Net Cost to the County)	**(34,875)**	**(38,842)**	**(30,982)**	**(31,437)**
General Appropriation Required	**34,875**	**38,842**	**30,982**	**31,437**
Budget Variance	**4,236**	**0**	**7,860**	**0**

Department Resources Restated by Fund

Revenues				
General Fund	86,475	106,390	98,430	104,704
Total Revenues	**86,475**	**106,390**	**98,430**	**104,704**
Expenditures				
General Fund	121,350	145,232	129,412	136,141
Total Expenditures	**121,350**	**145,232**	**129,412**	**136,141**

550
Wildlife Conservation Program

Purpose Statement

The purpose of the Wildlife Conservation Program is to provide consulting, plan review, coordination and education services to County residents, developers and government entities so they can achieve their objectives while minimizing their impacts on wildlife in Gunnison County.

Summary of Program Resources

	2014 Actual	2015 Budget	2015 Projected	2016 Budget
Program Specific Revenues				
Taxes	0	0	0	0
Licenses and Permits	0	0	0	0
Intergovernmental	0	7,860	7,860	16,890
Charges for Services	0	0	0	0
Contributions and Other Grants	5,000	7,000	7,000	2,000
Fines & Forfeitures	0	0	0	0
Investment Income	0	0	0	0
Interfund Revenues	0	0	0	0
Transfers In	81,411	91,430	83,570	85,814
Other Financing Sources and Misc.	64	100	0	0
Total Revenues	**86,475**	**106,390**	**98,430**	**104,704**
Expenditures				
Personnel	7,340	16,929	17,478	18,564
Supplies	1,476	4,046	2,930	3,130
Purchased Services	112,534	124,257	109,004	114,447
Community Prgms/Contributions	0	0	0	0
Financing Costs	0	0	0	0
Transfers Out	0	0	0	0
Capital Outlay	0	0	0	0
Miscellaneous (Extraordinary/Special)	0	0	0	0
Total Expenditures	**121,350**	**145,232**	**129,412**	**136,141**
Excess Revenues / (Net Cost to the County)	**(34,875)**	**(38,842)**	**(30,982)**	**(31,437)**
General Appropriation Required	**34,875**	**38,842**	**30,982**	**31,437**
Budget Variance	**4,236**	**0**	**7,860**	**0**

194
Wildlife Conservation Activity

Purpose Statement

The purpose of Wildlife Conservation Activity is to provide consulting, plan review, coordination and education services to County residents, developers and government entities so they can achieve their objectives while minimizing their impacts on wildlife in Gunnison County.

Resource Summary

	2014 Actual	2015 Budget	2015 Projected	2016 Budget
Activity Specific Revenues				
Taxes	0	0	0	0
Licenses and Permits	0	0	0	0
Intergovernmental	0	7,860	7,860	16,890
Charges for Services	0	0	0	0
Contributions and Other Grants	5,000	7,000	7,000	2,000
Fines & Forfeitures	0	0	0	0
Investment Income	0	0	0	0
Interfund Revenues	0	0	0	0
Transfers In	81,411	91,430	83,570	85,814
Other Financing Sources and Misc.	64	100	0	0
Total Revenues	**86,475**	**106,390**	**98,430**	**104,704**
Expenditures				
Personnel	7,340	16,929	17,478	18,564
Supplies	1,476	4,046	2,930	3,130
Purchased Services	112,534	124,257	109,004	114,447
Community Prgms/Contributions	0	0	0	0
Financing Costs	0	0	0	0
Transfers Out	0	0	0	0
Capital Outlay	0	0	0	0
Miscellaneous (Extraordinary/Special)	0	0	0	0
Total Expenditures	**121,350**	**145,232**	**129,412**	**136,141**
Excess Revenues / (Net Cost to the County)	**(34,875)**	**(38,842)**	**(30,982)**	**(31,437)**
General Appropriation Required	**34,875**	**38,842**	**30,982**	**31,437**
Budget Variance	**4,236**	**0**	**7,860**	**0**

Budget Changes

Proposed Change in Funding:	$1,686 less.
Proposed Change in FTEs:	None.
Performance Narrative:	Transition of personnel providing contracted services for this activity. Long time Consultant, James Cochran, is reducing hours for 2016 and a new consulting firm will provide additional assistance. James will continue to do federal agency coordination in 2016.
Other:	

Core Services

- Wildlife Consultation Services
- Facilitation Services
- Wildlife Public Education Presentations
- Strategic Committee Meetings
- Governmental Coordination Services
- Federal Monitoring on Sage Grouse and Other Species
- Land Use Reviews on Sage Grouse Habitat
- Regulation Reviews and Recommendations
- Federal Grazing Permit Reviews
- Habitat Conservation Plans

Key Performance Measures

	Measure Type	2014 Actual	2015 Budget	2015 Projected	2016 Budget
Percentage of Land Use Change permit applications that are reviewed and analyzed for impact on sage grouse within five days.	Result	82.5%	90%	90%	90%
Percentage of all species of special concern monitored for listing status, potential impacts to Gunnison County and the possible need for County intervention in order to help preclude the need for the species to be listed as endangered.	Result	100%	100%	100%	100%

Description

The Other Cost Centers section is used to detail revenues and expenditures that are not included in the preceding Budgeting for Results section since these cost centers do not participate in Strategic Planning.

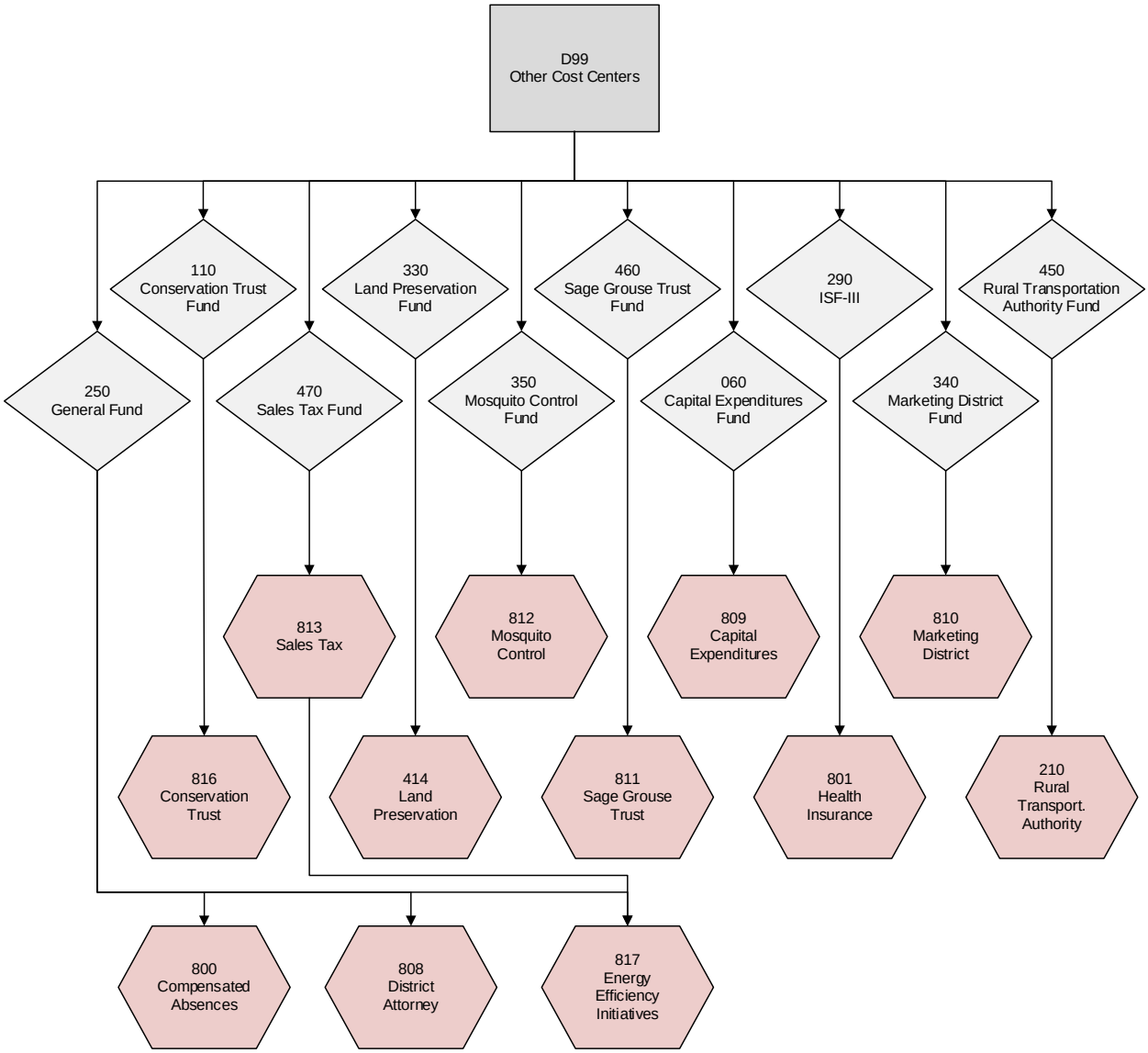

Summary of Other Cost Center Resources

	2014 Actual	2015 Budget	2015 Projected	2016 Budget
Department Specific Revenues				
Taxes	12,282,106	12,380,012	12,941,025	14,534,125
Licenses and Permits	93,492	80,000	106,000	80,000
Intergovernmental	2,459,388	2,001,149	2,002,074	1,476,643
Charges for Services	96,531	107,598	85,478	75,000
Contributions and Other Grants	13,175	2,500	27,500	150,000
Fines & Forfeitures	16,427	1,400	18,470	14,500
Investment Income	66,695	45,920	117,281	75,200
Interfund Revenues	2,101,174	2,111,148	2,111,148	2,111,148
Transfers In	3,743,444	10,937,073	6,340,388	2,381,149
Other Financing Sources and Misc.	372,970	550,746	927,165	285,346
Total Revenues	**21,245,404**	**28,217,546**	**24,676,529**	**21,183,111**
Expenditures				
Personnel	78,471	138,838	209,121	23,947
Supplies	92,815	145,178	90,521	144,560
Purchased Services	4,702,091	2,617,209	6,849,921	3,006,071
Community Prgms/Contributions	555,902	685,000	695,000	504,620
Financing Costs	2,190,940	2,425,893	2,436,803	2,120,404
Transfers Out	3,215,808	9,826,271	5,522,012	2,886,553
Capital Outlay	8,949,066	6,273,402	304,676	1,288,000
Miscellaneous (Extraordinary/Special)	3,684,852	3,904,386	3,928,016	5,248,270
Total Expenditures	**23,469,945**	**26,016,177**	**20,036,070**	**15,222,425**
Excess Revenues / (Net Cost to the County)	**(2,224,541)**	**2,201,369**	**4,640,459**	**5,960,686**
General Appropriation Required	**2,224,541**	**0**	**0**	**0**
Budget Variance	**2,967,803**	**0**	**2,439,090**	**0**

Other Cost Center Resources Restated by Fund

Revenues				
General Fund	10,653,065	12,096,216	11,003,831	9,988,843
Conservation Trust Fund	54,313	50,350	52,414	50,350
Debt Service Fund	1,325,669	1,708,281	1,723,205	1,866,768
Sales Tax Fund	1,704,765	1,598,200	1,752,882	1,745,800
Land Preservation Fund	339,270	345,819	345,819	345,819
Mosquito Control Fund	87,951	89,555	89,610	91,390
Sage Grouse Trust Fund	62,717	64,798	65,300	65,200
Capital Expenditures Fund	1,733,742	7,320,320	4,117,425	119,963
ISF-III	2,467,123	2,396,648	2,407,148	2,402,548
Marketing District Fund	1,386,943	1,142,400	1,407,500	1,307,500
Rural Transportation Fund	1,429,845	1,404,959	1,711,395	3,198,930
Total Revenues	**21,245,404**	**28,217,546**	**24,676,529**	**21,184,111**
Expenditures				
General Fund	3,057,328	10,333,765	6,178,795	2,423,436
Road and Bridge Fund	34,357	0	68,237	0
Conservation Trust Fund	23,364	109,040	47,664	71,540
Debt Service Fund	2,004,706	2,008,281	2,008,281	2,006,768
Airport Operations Fund	24,607	0	0	0
Sales Tax Fund	1,964,672	1,372,733	1,330,035	1,745,287
Land Preservation Fund	185,596	484,534	484,475	399,095
Mosquito Control Fund	95,425	89,435	89,208	91,025
Sage Grouse Trust Fund	92,334	101,370	90,670	87,914
Capital Expenditures Fund	11,230,027	6,615,671	4,521,119	152,863
ISF-III	2,460,888	2,391,724	2,540,224	2,529,983
Marketing District Fund	1,274,132	1,275,753	1,400,367	1,470,244
Rural Transportation Fund	1,022,509	1,233,871	1,276,995	4,244,270
Total Expenditures	**23,469,945**	**26,016,177**	**20,036,070**	**15,223,425**

800
Compensated Absences

Organizational Functions

This cost center's budget serves as a reserve for payment of unused vacation and sick leave accruals upon employment separation. All compensatory time paid at employment separation is charged to the employee's home department.

Summary of Resources

	2014 Actual	2015 Budget	2015 Projected	2016 Budget
Cost Center Specific Revenues				
Taxes	0	0	0	0
Licenses and Permits	0	0	0	0
Intergovernmental	0	0	0	0
Charges for Services	0	0	0	0
Contributions and Other Grants	0	0	0	0
Fines & Forfeitures	0	0	0	0
Investment Income	0	0	0	0
Interfund Revenues	0	0	0	0
Transfers In	0	0	0	0
Other Financing Sources and Misc.	0	0	0	0
Total Revenues	**0**	**0**	**0**	**0**
Expenditures				
Personnel	70,756	119,259	188,374	14,119
Supplies	0	0	0	0
Purchased Services	0	0	0	0
Community Prgms/Contributions	0	0	0	0
Financing Costs	0	0	0	0
Transfers Out	0	0	0	0
Capital Outlay	0	0	0	0
Miscellaneous (Extraordinary/Special)	0	0	0	0
Total Expenditures	**70,756**	**119,259**	**188,374**	**14,119**
Excess Revenues / (Net Cost to the County)	**(70,756)**	**(119,259)**	**(188,374)**	**(14,119)**
General Appropriation Required	**70,756**	**119,259**	**188,374**	**14,119**
Budget Variance	**(23,090)**	**0**	**(69,115)**	**0**

808
District Attorney

Organizational Functions

The District Attorney's office prosecutes crimes within the Seventh Judicial District and coordinates delivery of services to victims. Additional functions involve litigation relating to seizure and forfeiture of assets related to crimes, mental health and alcohol commitments as well as other statutory functions. The Office of the District Attorney, Seventh Judicial District, serves six counties and seven different courthouses in: Gunnison, Delta, Hinsdale, Montrose, Ouray and San Miguel. Each County provides funding to the District Attorney's office in proportion to its percentage of the total District population.

Summary of Resources

	2014 Actual	2015 Budget	2015 Projected	2016 Budget
Cost Center Specific Revenues				
Taxes	0	0	0	0
Licenses and Permits	0	0	0	0
Intergovernmental	0	0	0	0
Charges for Services	0	0	0	0
Contributions and Other Grants	0	0	0	0
Fines & Forfeitures	0	0	0	0
Investment Income	0	0	0	0
Interfund Revenues	0	0	0	0
Transfers In	0	0	0	0
Other Financing Sources and Misc.	0	0	0	0
Total Revenues	**0**	**0**	**0**	**0**
Expenditures				
Personnel	0	0	0	0
Supplies	0	0	0	0
Purchased Services	280,550	302,847	302,847	313,307
Community Prgms/Contributions	0	0	0	0
Financing Costs	0	0	0	0
Transfers Out	0	0	0	0
Capital Outlay	0	0	0	0
Miscellaneous (Extraordinary/Special)	0	0	0	0
Total Expenditures	**280,550**	**302,847**	**302,847**	**313,307**
Excess Revenues / (Net Cost to the County)	**(280,550)**	**(302,847)**	**(302,847)**	**(313,307)**
General Appropriation Required	**280,550**	**302,847**	**302,847**	**313,307**
Budget Variance	**0**	**0**	**0**	**0**

814
Other Administration

Organizational Functions

This cost center contains revenue and expenditure items that are for the benefit of the entire General Fund and those that are not directly allocable to a specific department or activity. Revenues include property tax revenue, earnings on investments, specific ownership tax, severance tax, workforce impact fees, and the pass-through of property taxes to the Gunnison County Library District. Expenditures in this cost center include audit costs, cost allocation plan, Treasurer's fees, mapping services, bank fees, postage machine costs, general liability and property insurance, employee newsletter, employee recognition and Christmas party costs.

Summary of Resources

	2014 Actual	2015 Budget	2015 Projected	2016 Budget
Cost Center Specific Revenues				
Taxes	7,637,631	8,060,770	8,112,960	8,558,350
Licenses and Permits	93,492	80,000	106,000	80,000
Intergovernmental	1,143,148	753,032	906,807	372,827
Charges for Services	34,139	43,000	20,478	10,000
Contributions and Other Grants	12,575	0	25,000	150,000
Fines & Forfeitures	0	0	0	0
Investment Income	45,868	31,500	76,550	48,000
Interfund Revenues	0	0	0	0
Transfers In	1,673,573	2,857,668	1,474,496	769,320
Other Financing Sources and Misc.	12,039	270,246	281,540	346
Total Revenues	10,652,465	12,096,216	11,003,831	9,988,843
Expenditures				
Personnel	0	0	0	0
Supplies	0	0	0	0
Purchased Services	328,850	325,686	361,838	394,546
Community Prgms/Contributions	345,000	190,000	190,000	90,000
Financing Costs	21,382	255,026	266,005	0
Transfers Out	1,311,253	8,152,144	4,115,702	652,014
Capital Outlay	0	0	0	98,000
Miscellaneous (Extraordinary/Special)	747,202	982,403	817,636	855,050
Total Expenditures	**2,753,688**	**9,905,259**	**5,751,181**	**2,089,610**
Excess Revenues / (Net Cost to the County)	**7,898,777**	**2,190,957**	**5,252,650**	**7,899,233**
General Appropriation Required	**0**	**0**	**0**	**0**
Budget Variance	**965,200**	**0**	**3,061,693**	**0**

817
Energy Efficiency Initiatives

Organizational Functions

This cost center is used to track expenditures related to Energy Efficiency Initiative including cost related to the Gunnison County Green Team, the Carbon Neutrality Task Force and the 2010 lease purchase payments used to enter into a Performance Contract with Ennovate Corporation to $1,168,919 in energy improvement in County buildings.

Summary of Resources

	2014 Actual	2015 Budget	2015 Projected	2016 Budget
Cost Center Specific Revenues				
Taxes	0	0	0	0
Licenses and Permits	0	0	0	0
Intergovernmental	0	0	0	0
Charges for Services	0	0	0	0
Contributions and Other Grants	601	0	0	0
Fines & Forfeitures	0	0	0	0
Investment Income	0	0	0	0
Interfund Revenues	0	0	0	0
Transfers In	0	0	0	0
Other Financing Sources and Misc.	0	0	0	0
Total Revenues	**601**	**0**	**0**	**0**
Expenditures				
Personnel	0	0	0	0
Supplies	1,421	2,060	490	2,060
Purchased Services	7,013	4,340	7,032	7,340
Community Prgms/Contributions	0	0	0	0
Financing Costs	113,386	113,386	113,386	113,386
Transfers Out	0	0	0	0
Capital Outlay	5,676	0	0	0
Miscellaneous (Extraordinary/Special)	0	0	0	0
Total Expenditures	**127,496**	**119,786**	**120,908**	**122,786**
Excess Revenues / (Net Cost to the County)	**(126,896)**	**(119,786)**	**(120,908)**	**(122,786)**
General Appropriation Required	**126,896**	**119,786**	**120,908**	**122,786**
Budget Variance	**(4,110)**	**0**	**(1,122)**	**0**

816
Conservation Trust

Organizational Functions

The Conservation Trust Fund was established by Gunnison County in 1984 when the Colorado State Lottery was initiated. The County receives a share back of lottery proceeds, which is based on a per capita formula that is established by the State. The County also receives a redistribution from the Gunnison County Metropolitan Recreation District. This redistribution began in 2001. The funds may be expended for the acquisition, development and maintenance of new conservation sites or for capital improvements or maintenance for recreational purposes on any public site.

Summary of Resources

	2014 Actual	2015 Budget	2015 Projected	2016 Budget
Cost Center Specific Revenues				
Taxes	0	0	0	0
Licenses and Permits	0	0	0	0
Intergovernmental	54,033	50,000	52,060	50,000
Charges for Services	0	0	0	0
Contributions and Other Grants	0	0	0	0
Fines & Forfeitures	0	0	0	0
Investment Income	280	350	354	350
Interfund Revenues	0	0	0	0
Transfers In	0	0	0	0
Other Financing Sources and Misc.	0	0	0	0
Total Revenues	**54,313**	**50,350**	**52,414**	**50,350**
Expenditures				
Personnel	0	0	0	0
Supplies	0	0	0	0
Purchased Services	361	500	500	500
Community Prgms/Contributions	0	0	0	0
Financing Costs	3	40	40	40
Transfers Out	23,000	108,500	47,124	71,000
Capital Outlay	0	0	0	0
Miscellaneous (Extraordinary/Special)	0	0	0	0
Total Expenditures	**23,364**	**109,040**	**47,664**	**71,540**
Excess Revenues / (Net Cost to the County)	**30,949**	**(58,690)**	**4,750**	**(21,190)**
General Appropriation Required	**0**	**58,690**	**0**	**(21,190)**
Budget Variance	**5,789**	**0**	**63,440**	**0**

813
Sales Tax

Organizational Functions

This fund is used to account for the 1% Gunnison County sales tax that is restricted for capital expenditures. One-half (1/2) of the County sales tax collected within any incorporated municipality, less the sales tax allocated to the Land Preservation Fund, is distributed to that municipality. All other sales tax is retained by Gunnison County and used solely for capital outlay, capital expenditures, or for the retirement of debt related to capital expenditures.

Summary of Resources

	2014 Actual	2015 Budget	2015 Projected	2016 Budget
Cost Center Specific Revenues				
Taxes	1,628,369	1,597,000	1,734,112	1,734,000
Licenses and Permits	0	0	0	0
Intergovernmental	0	0	0	0
Charges for Services	0	0	0	0
Contributions and Other Grants	0	0	0	0
Fines & Forfeitures	4,692	0	9,770	6,800
Investment Income	3,768	1,200	9,000	5,000
Interfund Revenues	0	0	0	0
Transfers In	67,936	0	0	0
Other Financing Sources and Misc.	0	0	0	0
Total Revenues	**1,704,765**	**1,598,200**	**1,752,882**	**1,745,800**
Expenditures				
Personnel	0	0	0	0
Supplies	0	0	0	0
Purchased Services	34,542	31,331	31,062	32,152
Community Prgms/Contributions	19,817	0	20,000	20,000
Financing Costs	48,818	48,880	48,881	0
Transfers Out	1,745,298	1,159,136	1,113,814	1,576,749
Capital Outlay	0	20,000	0	0
Miscellaneous (Extraordinary/Special)	0	0	0	0
Total Expenditures	**1,848,474**	**1,259,347**	**1,213,757**	**1,628,901**
Excess Revenues / (Net Cost to the County)	**(143,709)**	**338,853**	**539,125**	**116,899**
General Appropriation Required	**143,709**	**0**	**0**	**0**
Budget Variance	**175,491**	**0**	**200,272**	**0**

414
Land Preservation

Organizational Functions

This fund is used for open space, agricultural preservation, wildlife habitat, wetland preservation, access to public lands, trails, and watershed protection in the County, and in connection with any of the foregoing to use the fund to match public and private grants or to acquire interests or easements in land and water rights. The fund is administered by an eight-member board of citizens appointed (two each) by Gunnison County, City of Gunnison, Town of Crested Butte, and the Town of Mt. Crested Butte.

Summary of Resources

	2014 Actual	2015 Budget	2015 Projected	2016 Budget
Cost Center Specific Revenues				
Taxes	338,352	345,119	345,119	345,119
Licenses and Permits	0	0	0	0
Intergovernmental	0	0	0	0
Charges for Services	0	0	0	0
Contributions and Other Grants	0	0	0	0
Fines & Forfeitures	0	0	0	0
Investment Income	918	700	700	700
Interfund Revenues	0	0	0	0
Transfers In	0	0	0	0
Other Financing Sources and Misc.	0	0	0	0
Total Revenues	**339,270**	**345,819**	**345,819**	**345,819**
Expenditures				
Personnel	0	0	0	0
Supplies	0	0	0	0
Purchased Services	3,248	4,524	4,465	4,465
Community Prgms/Contributions	182,335	480,000	480,000	394,620
Financing Costs	12	10	10	10
Transfers Out	0	0	0	0
Capital Outlay	0	0	0	0
Miscellaneous (Extraordinary/Special)	0	0	0	0
Total Expenditures	**185,596**	**484,534**	**484,475**	**399,095**
Excess Revenues / (Net Cost to the County)	**153,675**	**(138,715)**	**(138,656)**	**(53,276)**
General Appropriation Required	**0**	**138,715**	**138,656**	**53,276**
Budget Variance	**190,205**	**0**	**59**	**0**

812
Mosquito Control

Organizational Functions

The designated mosquito control area encompasses approximately 37 square miles including the City of Gunnison and is governed by Gunnison County Ordinance No. 11. This program is for cost-shared bio-rational integrated mosquito control. The program goals include a process consisting of the balanced use of cultural, biological, and chemical procedures that are environmentally compatible and economically feasible to reduce the mosquito population to a tolerable level.

Summary of Resources

	2014 Actual	2015 Budget	2015 Projected	2016 Budget
Cost Center Specific Revenues				
Taxes	58,591	59,623	59,623	60,826
Licenses and Permits	0	0	0	0
Intergovernmental	14,625	14,906	14,906	15,207
Charges for Services	0	0	0	0
Contributions and Other Grants	0	0	0	0
Fines & Forfeitures	0	0	0	0
Investment Income	110	120	175	150
Interfund Revenues	0	0	0	0
Transfers In	14,625	14,906	14,906	15,207
Other Financing Sources and Misc.	0	0	0	0
Total Revenues	**87,951**	**89,555**	**89,610**	**91,390**
Expenditures				
Personnel	0	0	0	0
Supplies	0	0	0	0
Purchased Services	94,154	88,322	88,095	89,825
Community Prgms/Contributions	0	0	0	0
Financing Costs	0	0	0	0
Transfers Out	1,271	1,113	1,113	1,200
Capital Outlay	0	0	0	0
Miscellaneous (Extraordinary/Special)	0	0	0	0
Total Expenditures	**95,425**	**89,435**	**89,208**	**91,025**
Excess Revenues / (Net Cost to the County)	**(7,474)**	**120**	**402**	**365**
General Appropriation Required	**7,474**	**0**	**0**	**0**
Budget Variance	**3,391**	**0**	**282**	**0**

811
Sage Grouse Trust

Organizational Functions

This fund is used to account for expenditures concerning the preservation of the Sage Grouse, The U.S. Bureau of Land Management's (BLM's) environmental assessment, in order to complete the land transfer of the landfill from the BLM required a surcharge on landfill fees through 2014. The revenue in this fund was generated by a $1.00 per cubic yard surcharge included as part of the landfill fees. In 2015 the rate schedule included a $3.75 per ton surcharge on waste brought to the Gunnison County Landfill. The 2016 rate schedule will contain the same surcharge.

Summary of Resources

	2014 Actual	2015 Budget	2015 Projected	2016 Budget
Cost Center Specific Revenues				
Taxes	0	0	0	0
Licenses and Permits	0	0	0	0
Intergovernmental	0	0	0	0
Charges for Services	62,393	64,598	65,000	65,000
Contributions and Other Grants	0	0	0	0
Fines & Forfeitures	0	0	0	0
Investment Income	324	200	300	200
Interfund Revenues	0	0	0	0
Transfers In	0	0	0	0
Other Financing Sources and Misc.	0	0	0	0
Total Revenues	**62,717**	**64,798**	**65,300**	**65,200**
Expenditures				
Personnel	0	0	0	0
Supplies	0	0	0	0
Purchased Services	2,670	2,800	2,100	2,100
Community Prgms/Contributions	8,250	15,000	5,000	0
Financing Costs	3	0	0	0
Transfers Out	81,411	83,570	83,570	85,814
Capital Outlay	0	0	0	0
Miscellaneous (Extraordinary/Special)	0	0	0	0
Total Expenditures	**92,334**	**101,370**	**90,670**	**87,914**
Excess Revenues / (Net Cost to the County)	**(29,617)**	**(36,572)**	**(25,370)**	**(22,714)**
General Appropriation Required	**29,617**	**36,572**	**25,370**	**22,714**
Budget Variance	**15,294**	**0**	**11,202**	**0**

809
Capital Expenditures

Organizational Functions

This fund is used to account for major capital projects that are funded by a restricted revenue source, i.e. grants, multi-agency funding agreements, bond proceeds, etc.

Summary of Resources

	2014 Actual	2015 Budget	2015 Projected	2016 Budget
Cost Center Specific Revenues				
Taxes	0	0	0	0
Licenses and Permits	0	0	0	0
Intergovernmental	764,569	663,285	508,696	89,863
Charges for Services	0	0	0	0
Contributions and Other Grants	0	0	0	0
Fines & Forfeitures	0	0	0	0
Investment Income	2,311	350	5,680	100
Interfund Revenues	0	0	0	0
Transfers In	966,862	6,656,685	3,428,149	30,000
Other Financing Sources and Misc.	0	0	174,900	0
Total Revenues	**1,733,742**	**7,320,320**	**4,117,425**	**119,963**
Expenditures				
Personnel	0	0	1,168	0
Supplies	4,094	500	431	0
Purchased Services	2,304,305	146,912	4,214,819	17,863
Community Prgms/Contributions	0	0	0	0
Financing Costs	2,512	20	0	0
Transfers Out	726	98,000	25	33,000
Capital Outlay	8,918,390	6,253,402	304,676	90,000
Miscellaneous (Extraordinary/Special)	0	116,837	0	12,000
Total Expenditures	**11,230,027**	**6,615,671**	**4,521,119**	**152,863**
Excess Revenues / (Net Cost to the County)	**(9,496,285)**	**704,649**	**(403,694)**	**(32,900)**
General Appropriation Required	**9,496,285**	**0**	**403,694**	**32,900**
Budget Variance	**394,702**	**0**	**(1,108,343)**	**0**

801
Health Insurance

Organizational Functions

This fund accounts for the "Reimbursable Employer Account" reserves used to cover unemployment insurance claims. Reserves are funded annually to cover estimated unemployment payments as well as to accumulate an adequate reserve balance. In addition, the fund accounts for the Employee Assistance Program. Gunnison County purchases services from a third party administrator to provide emotional, financial and legal counseling services to employees. The ISF III fund is also used to account for the County's partially self-funded employee health insurance plans. Reserves to pay claims, stop-loss premiums, and administrative costs are funded by employee and County contributions and are deducted through monthly payroll.

Summary of Resources

	2014 Actual	2015 Budget	2015 Projected	2016 Budget
Cost Center Specific Revenues				
Taxes	0	0	0	0
Licenses and Permits	0	0	0	0
Intergovernmental	0	0	0	0
Charges for Services	0	0	0	0
Contributions and Other Grants	0	0	0	0
Fines & Forfeitures	0	0	0	0
Investment Income	5,018	5,000	11,000	6,400
Interfund Revenues	2,101,174	2,111,148	2,111,148	2,111,148
Transfers In	0	0	0	0
Other Financing Sources and Misc.	360,931	280,500	285,000	285,000
Total Revenues	**2,467,123**	**2,396,648**	**2,407,148**	**2,402,548**
Expenditures				
Personnel	7,715	19,579	19,579	9,828
Supplies	57	300	300	300
Purchased Services	103,579	110,403	110,403	110,403
Community Prgms/Contributions	0	0	0	0
Financing Costs	53	100	100	100
Transfers Out	2,565	1,442	1,442	1,452
Capital Outlay	0	0	0	0
Miscellaneous (Extraordinary/Special)	2,346,919	2,259,900	2,408,400	2,407,900
Total Expenditures	**2,460,888**	**2,391,724**	**2,540,224**	**2,529,983**
Excess Revenues / (Net Cost to the County)	**6,235**	**4,924**	**(133,076)**	**(127,435)**
General Appropriation Required	**0**	**0**	**133,076**	**127,435**
Budget Variance	**503,338**	**0**	**(138,000)**	**0**

810
Marketing District

Organizational Functions

The Local Marketing District (LMD) was created by voter approved ballot question in November of 2002. In November 2009 the LMD Tax initiative was passed by voters, 77.2%, to continue collections on into the future without a sunset provision. The District is supported through a special district marketing tax of 4% (similar to a lodging tax) and is collected on a county-wide basis. The governing board of the Local Marketing District is the Board of County Commissioners. The purpose of the District is to promote Gunnison County's tourism economic sector. The marketing effort is primarily implemented through a contract with the Gunnison/Crested Butte Tourism Association (TA).

Summary of Resources

	2014 Actual	2015 Budget	2015 Projected	2016 Budget
Cost Center Specific Revenues				
Taxes	1,376,213	1,140,000	1,400,000	1,300,000
Licenses and Permits	0	0	0	0
Intergovernmental	0	0	0	0
Charges for Services	0	0	0	0
Contributions and Other Grants	0	0	0	0
Fines & Forfeitures	9,657	1,400	5,700	5,700
Investment Income	1,074	1,000	1,800	1,800
Interfund Revenues	0	0	0	0
Transfers In	0	0	0	0
Other Financing Sources and Misc.	0	0	0	0
Total Revenues	**1,386,943**	**1,142,400**	**1,407,500**	**1,307,500**
Expenditures				
Personnel	0	0	0	0
Supplies	0	0	0	0
Purchased Services	1,240,885	1,247,084	1,371,805	1,439,120
Community Prgms/Contributions	0	0	0	0
Financing Costs	18	100	50	50
Transfers Out	23,029	18,312	18,312	17,824
Capital Outlay	0	0	0	0
Miscellaneous (Extraordinary/Special)	10,200	10,257	10,200	13,250
Total Expenditures	**1,274,132**	**1,275,753**	**1,400,367**	**1,470,244**
Excess Revenues / (Net Cost to the County)	**112,811**	**(133,353)**	**7,133**	**(162,744)**
General Appropriation Required	**0**	**133,353**	**0**	**162,744**
Budget Variance	**289,672**	**0**	**140,486**	**0**

210
Rural Transportation Authority

Organizational Functions

The Rural Transportation Authority (RTA) was created through a ballot initiative in November of 2002, which created a .6% sales tax within Gunnison County with the exception of the cities of Marble, Ohio City, Pitkin, and Somerset and a .35% sales tax within the City of Gunnison. IN 2015 the voters approved increasing the tax to 1.0% tax within the RTA District Boundaries. The RTA is a distinct legal entity, separate from the county, governed by an eight-member board appointed by the RTA Partners: Mt. Crested Butte, Crested Butte, City of Gunnison and Gunnison County. The RTA is funded through a sales tax and has the primary purpose of enhancing transportation; both air service and ground, in Gunnison County.

Summary of Resources

	2014 Actual	2015 Budget	2015 Projected	2016 Budget
Cost Center Specific Revenues				
Taxes	1,242,950	1,177,500	1,289,211	2,535,830
Licenses and Permits	0	0	0	0
Intergovernmental	181,650	221,959	221,959	651,100
Charges for Services	0	0	0	0
Contributions and Other Grants	0	2,500	2,500	0
Fines & Forfeitures	2,078	0	3,000	2,000
Investment Income	3,167	3,000	9,000	10,000
Interfund Revenues	0	0	0	0
Transfers In	0	0	0	0
Other Financing Sources and Misc.	0	0	185,725	0
Total Revenues	**1,429,845**	**1,404,959**	**1,711,395**	**3,198,930**
Expenditures				
Personnel	0	0	0	0
Supplies	87,243	142,318	89,300	142,200
Purchased Services	301,935	352,460	354,955	594,450
Community Prgms/Contributions	500	0	0	0
Financing Costs	46	50	50	50
Transfers Out	27,254	204,054	140,910	447,500
Capital Outlay	25,000	0	0	1,100,000
Miscellaneous (Extraordinary/Special)	580,531	534,989	691,780	1,960,070
Total Expenditures	**1,022,509**	**1,233,871**	**1,276,995**	**4,244,270**
Excess Revenues / (Net Cost to the County)	**407,336**	**171,088**	**434,400**	**(1,045,340)**
General Appropriation Required	**0**	**0**	**0**	**1,045,340**
Budget Variance	**140,398**	**0**	**263,312**	**0**

999
Gunnison Valley Health System

Organizational Functions

The Gunnison Valley Health System includes activities related to the operation of the Gunnison Valley Hospital, the Gunnison Health Care Center, Hospice and the Palisade Assisted Living facility.

The Gunnison Valley Hospital is a 24 bed, Critical Access, acute care, rural hospital with levels of care including: acute inpatient hospitalization, emergency room, ICU/CCU, obstetrics, outpatient ancillary services, swing-bed, general surgery and orthopedic surgery.

The Health Care Center at Gunnison Living Community provides long-term care to those over age 65 with chronic conditions and short-term rehabilitative services to a smaller population of individuals with acute conditions. This service is provided 24 hours a day, 365 days a year. The Center has a 12-bed special care unit for individuals with dementia issues.

The Hospice and Palliative Care of the Gunnison Valley offers services in the home or facility setting. These services are palliative in nature providing comfort and dignity to individuals with a terminal diagnosis, as well as on-going support for individuals with chronic conditions. Support of family members is a part of the service with the individuals being followed for up to 18 months after the death of the patient.

The Willows Assisted Living is a 15-bed Assisted Living facility. The Willows offers services to individuals age 55 and older who need some assistance with cooking, cleaning and homemaker services and do not require substantive medical services. The Gunnison Health Care Center received a 1 mill tax levy to support the operation of the Center in 2009.

Gunnison Valley Health is a county entity but is governed by an independent Board of Trustees appointed by the Board of County Commissioners.

Summary of Resources

	2014 Actual	2015 Budget	2015 Projected	2016 Budget
Cost Center Specific Revenues				
Taxes	596,157	623,700	635,440	669,793
Licenses and Permits	0	0	0	0
Intergovernmental	0	0	0	0
Charges for Services	35,708,677	35,272,612	36,175,172	37,975,150
Contributions and Other Grants	0	0	0	0
Fines & Forfeitures	0	0	0	0
Investment Income	0	0	0	0
Interfund Revenues	0	0	0	0
Transfers In	0	0	0	0
Other Financing Sources/Misc.	1,153,870	233,656	1,067,461	718,115
Total Revenues	**37,458,704**	**36,129,968**	**37,878,073**	**39,363,058**
Expenditures				
Personnel	15,532,581	17,378,924	17,390,052	18,629,053
Supplies	4,224,932	4,451,780	4,053,755	4,479,882
Purchased Services	4,715,249	5,316,932	5,030,432	5,559,081
Community Prgms/Contributions	0	0	0	0
Financing Costs	3,325,864	3,496,426	3,473,413	3,537,824
Transfers Out	0	0	0	0
Capital Outlay	649,159	1,904,679	1,624,399	1,704,370
Miscellaneous (Extraordinary/Special)	3,414,580	3,205,256	3,199,142	3,734,426
Total Expenditures	**31,862,365**	**35,753,997**	**34,771,193**	**37,644,636**
Excess Revenues / (Net Cost to the County)	**5,596,339**	**375,971**	**3,106,880**	**1,718,422**
General Appropriation Required	**0**	**0**	**0**	**0**
Budget Variance	**6,000,859**	**0**	**2,730,909**	**0**

Personnel

Full-Time Equivalent History

Changes in Staffing Levels

Personnel Distribution

Summary of Budgeted Salaries and Authorized Full-Time Equivalents

Full-Time Equivalent History

Department	2007	2008	2009	2010	2011	2012	2013	2014	2015	2016	10 Year Increase/
Administration	9.65	9.65	9.69	9.47	9.34	9.34	9.39	9.39	10.30	11.03	1.38
Airport	9.01	8.98	8.96	9.11	9.10	8.84	8.90	9.30	8.90	10.15	1.14
Assessor	11.00	11.00	11.00	11.00	11.00	11.00	11.00	10.91	10.85	10.85	(0.15)
Clerk & Recorder	8.00	8.41	8.00	8.00	8.00	8.41	8.00	8.41	8.15	8.15	0.15
Commissioners	3.00	3.00	3.00	3.00	3.00	3.00	3.00	3.00	3.00	3.00	0.00
Community Development	10.06	10.56	9.03	8.03	8.00	8.00	8.00	7.00	6.75	6.75	(3.31)
Coroner	1.00	1.00	1.00	1.00	1.00	1.00	1.00	1.00	1.00	1.35	0.35
County Attorney	4.00	5.00	5.00	5.00	5.00	5.00	5.00	5.00	5.00	5.00	1.00
Emergency Management	1.00	1.00	1.00	1.00	1.25	1.25	1.25	1.25	1.70	1.70	0.70
Extension	3.25	3.25	3.25	3.25	1.45	1.50	1.50	1.50	1.50	2.00	(1.25)
Facilities & Grounds	3.36	3.36	3.36	3.36	3.36	3.36	3.31	3.31	3.31	3.31	(0.05)
Geographic Information Services	2.00	1.15	1.15	2.80	3.00	2.80	2.00	2.00	2.00	2.00	0.00
Health & Human Services	29.19	30.41	33.67	29.31	27.99	26.60	26.46	28.07	29.24	30.64	1.45
Historic Preservation	0.06	0.07	0.07	0.07	0.07	0.07	0.07	0.07	0.09	0.00	(0.06)
Housing Authority	7.63	6.08	6.10	3.00	3.00	3.00	0.00	0.00	0.00	0.00	(7.63)
Information Technology	5.00	3.85	3.85	2.00	2.00	2.00	3.00	3.00	3.00	3.00	(2.00)
Juvenile Services	0.62	0.62	1.40	2.23	3.75	4.45	5.08	4.82	4.97	5.85	5.23
Public Works	51.27	51.02	50.61	48.72	48.70	48.65	49.55	49.55	49.50	50.00	(1.27)
Sheriff	29.85	30.25	31.25	31.25	31.43	31.88	31.93	30.42	30.23	31.23	1.38
Treasurer/Public Trustee	4.00	4.00	3.80	3.83	4.00	4.00	4.00	4.00	4.00	4.00	0.00
Veterans Services	0.15	0.15	0.15	0.15	0.15	0.15	0.15	0.15	0.15	0.15	0.00
Weather Modification	0.00	0.00	0.06	0.04	0.04	0.04	0.04	0.04	0.03	0.00	0.00
Wildlife Conservation	0.25	0.25	0.25	0.25	0.25	0.25	0.25	0.25	0.25	0.25	0.00
Grand Total	**193.35**	**193.06**	**195.65**	**185.87**	**184.87**	**184.59**	**182.88**	**182.44**	**183.92**	**190.41**	**(2.94)**
Restatement by Function											
General Government	55.55	56.61	53.79	53.40	52.34	51.85	50.01	49.59	50.22	50.04	(5.51)
Health & Welfare	37.44	37.11	41.17	34.54	34.74	34.05	31.54	32.89	34.21	36.49	(0.95)
Public Safety	31.47	31.87	33.65	34.48	36.18	37.33	38.01	36.24	36.20	38.43	6.96
Auxiliary Services	3.40	3.40	3.40	3.40	1.60	1.65	1.65	1.65	1.65	2.15	(1.25)
Culture & Recreation	2.49	2.50	2.50	2.50	2.50	2.59	2.59	2.59	2.60	2.42	(0.07)
Road & Bridge	33.75	33.50	32.05	30.16	29.93	29.88	30.78	30.78	31.19	34.98	1.23
Proprietary Funds	29.25	28.07	29.09	27.39	27.59	27.24	28.30	28.70	27.85	25.90	(3.35)
Grand Total	**193.35**	**193.06**	**195.65**	**185.87**	**184.87**	**184.59**	**182.88**	**182.44**	**183.92**	**190.41**	**(2.94)**

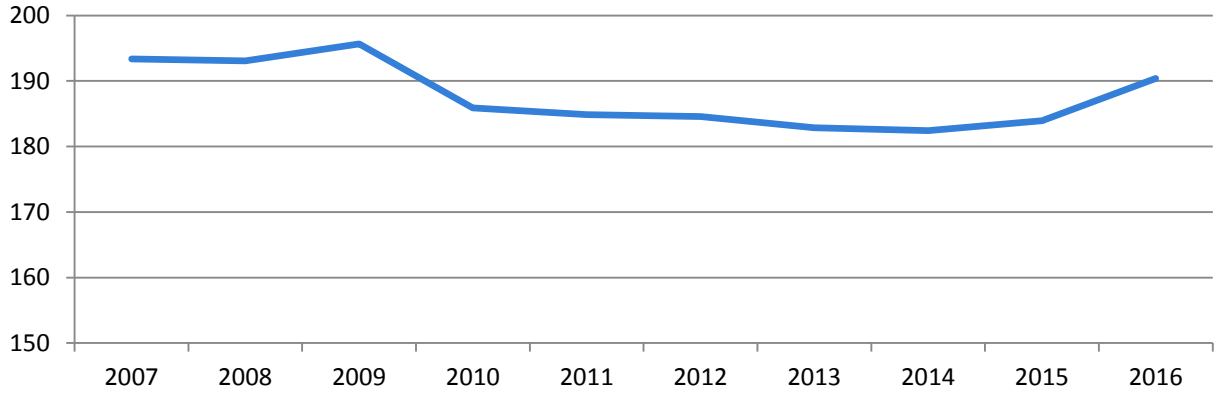

Changes in Staffing Levels

Department	2015	2016	2015 to 2016 Change
Administration	10.30	11.03	0.73
Airport	8.90	10.15	1.25
Assessor	10.85	10.85	0.00
Clerk & Recorder	8.15	8.15	0.00
Commissioners	3.00	3.00	0.00
Community Development	6.75	6.75	0.00
Coroner	1.00	1.35	0.35
County Attorney	5.00	5.00	0.00
Emergency Management	1.70	1.70	0.00
Extension	1.50	2.00	0.50
Facilities & Grounds	3.31	3.31	0.00
Geographic Information Services	2.00	2.00	0.00
Health & Human Services	29.24	30.64	1.40
Historic Preservation	0.09	0.00	(0.09)
Housing Authority	0.00	0.00	0.00
Information Technology	3.00	3.00	0.00
Juvenile Services	4.97	5.85	0.88
Public Works	49.50	50.00	0.50
Sheriff	30.23	31.23	1.00
Treasurer/Public Trustee	4.00	4.00	0.00
Veterans Services	0.15	0.15	0.00
Weather Modification	0.03	0.00	(0.03)
Wildlife Conservation	0.25	0.25	0.00
Grand Total	**183.92**	**190.41**	**6.49**

In 2016, the budget includes an overall increase in Full-Time Equivalents (FTEs). The budget includes 6.49 more FTEs than the previous year's budget. The 6.49 FTE increase comes from the following departments in alphabetic order.

Administration. The Administration Department increased FTEs overall by 0.73. The County Manager Program increased 0.25 FTEs from increasing the Administration Assistant II from 75% to full time. The Human Resources Program was approved to change the 75% Human Resources Assistant to a full time Human Resources Accountant, which resulted in an increase of 0.25 FTEs. The Finance Program increased

0.23 FTEs from increasing an Accountant from 80% to full time, and another Accountant from 97% to full time.

Airport. The Airport staff increased FTEs by 1.25. The Administration Assistant increased from 75% to full time for .25 FTEs. The Assistant Airport Manager was added, resulting in a 1.00 FTE increase.

Coroner. The Coroner Department was approved to increase both Deputy Coroners' hours by a total of 728 hours a year, or 0.35 FTEs.

Extension. The Extension Department was approved to add a Family & Consumer Science Agent, resulting in an increase of 0.50 FTEs.

Health and Human Services. The Department of Health and Human Services expands and contracts based on grant funding availability. The 2016 budget plans for an overall FTE increase of 1.40. Most notably, is the addition of four new positions: the Consumer Protection Specialist for 1.00 FTE, the Economics Security Specialist for 1.00 FTE, the Health Educator Tobacco & CC for 0.50 FTEs, and the Community Health Nurse II for 0.50 FTEs. The Health and Human Resources Director will increase by 0.10 FTEs. The NPP Coordinator/ECC Assistant and the Health Educator-WIC will both decrease by 0.13 FTEs. The WCPHP/ECC Coordinator will decrease by 0.15 FTEs. The YAH Cooks will decrease overall by 0.88 FTEs. The Public Health Nurses will decrease overall by 0.41 FTEs.

Historic Preservation. The job responsibilities associated with Historic Preservation are being absorbed by the GIS Manager, resulting in the decrease of 0.09 FTEs.

Juvenile Services. As many Juvenile Services staff are supported by grant proceeds, hours are adjusted according to availability of funds. A number of Juvenile Services staff increased or decreased hours slightly to accommodate changes of their funding sources. The net effect was an increase in FTEs of 0.98. In addition, the Health and Human Resources Director will decrease by 0.10 FTEs.

Public Works. Overall, Public Works Department FTEs increased by 0.50. The Weed Program Coordinator decreased from full time to 75% for 0.25 FTEs. Conversely, the Weed Management Program will be adding a Weed Co-Coordinator for an additional 0.75 FTEs.

Sheriff. The Detention Services Program requested, and was approved to add a Detention Officer for 1.00 FTE.

Weather Modification. The responsibilities associated with the Weather Modification Department have been transferred to the Upper Gunnison River Water Conservancy District (UGRWCD). With this transference came the reduction of 0.03 FTEs.

Personnel Distribution

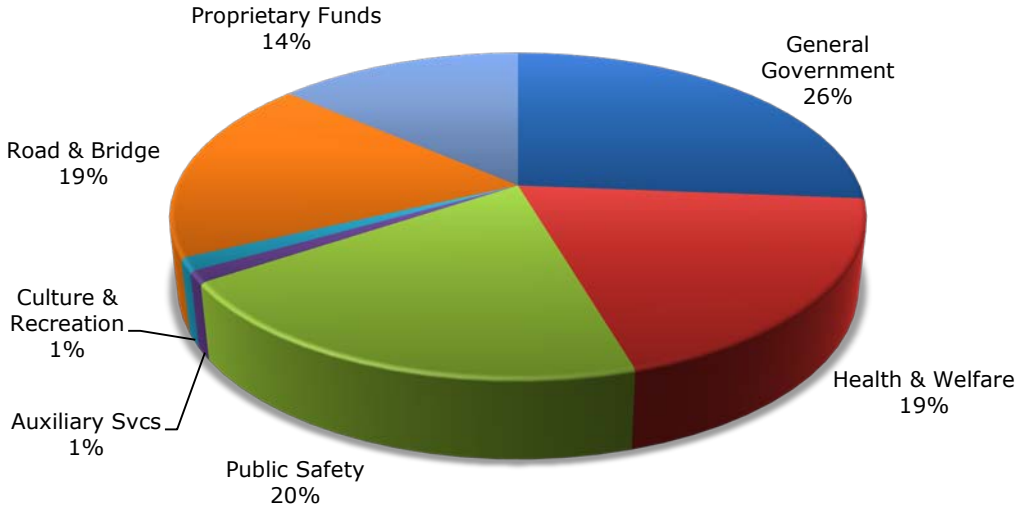

Note: These charts do not include Hospital, Assisted Living or Health Care Center staff.

Summary of Budgeted Salaries and Authorized Full-Time Equivalents

		Administration
County Manager	188,404	1.00
Assistant County Manager *	10,686	0.08
Assistant to the County Manager	55,890	1.00
Administrative Assistant III	27,493	1.00
Human Resources Director	67,145	1.00
Human Resources Accountant	40,070	1.00
Finance Director	110,680	1.00
Senior Accountant	55,084	1.00
Accountant	41,627	1.00
Accountant	41,627	1.00
Accountant	41,627	1.00
Accountant	51,025	0.95
TOTALS	**731,358**	**11.03**

* See note in the Public Works Department.

Airport

Airport Manager	110,679	1.00
Assistant Airport Manager	56,540	1.00
Administrative Assistant III	40,300	1.00
Airport Operations Specialist	36,161	1.00
Airport Duty Officer	57,429	1.00
Airport Duty Officer	54,528	1.00
Airport Duty Officer	52,050	1.00
Airport Duty Officer	50,765	1.00
Airport Duty Officer	49,449	1.00
Airport Duty Officer	47,539	1.00
Overtime	11,241	0.15
TOTALS	**566,681**	**10.15**

Assessor

County Assessor	58,500	1.00
Deputy Assessor	76,760	1.00
Senior Assessment Analyst	59,809	1.00
Appraiser III	61,544	1.00
Appraiser II	53,710	1.00
Appraiser I	44,424	1.00
Appraiser I	37,396	1.00
Appraiser Analyst	37,708	0.75
Personal Property Technician	47,535	1.00
Property Transfer Technician	36,899	1.00
Personal Property Technician	36,899	1.00
Data Collector	3,227	0.10
TOTALS	**554,411**	**10.85**

Clerk & Recorder

County Clerk	58,500	1.00
Recording Technician	46,045	1.00
Recording Technician	41,892	1.00
Head Mtr. Veh. Licensing Tech	47,535	1.00
Mtr. Veh. Licensing Technician	47,535	1.00
Mtr. Veh. Licensing Technician	46,757	1.00
Mtr. Veh. Licensing Technician	35,276	1.00
Chief Deputy Clerk/Elections	56,979	1.00
Election Judges	21,155	0.15
TOTALS	**401,674**	**8.15**

Commissioners		
County Commissioner	58,500	1.00
County Commissioner	58,500	1.00
County Commissioner	58,500	1.00
TOTALS	**175,500**	**3.00**

Community Development		
Community Development Director *	121,380	1.00
Assistant Director	78,028	1.00
Planner II	71,964	1.00
Admin. Services Manager	45,695	0.82
Building/Environmental Health Official	59,432	1.00
Building/Environmental Health Inspector	52,264	1.00
Admin. Assistant III	44,234	0.94
TOTALS	**472,997**	**6.75**

* The Community Development Director is allocated 0.002 FTE to the Geographic Information Services Department and 0.002 FTE to the Wildlife Conservation Department as the Assistant County Manager – total budgeted salary is $126,532.

Coroner		
County Coroner	33,100	1.00
Deputy Coroner	8,892	0.18
Deputy Coroner	8,790	0.17
TOTALS	**50,782**	**1.35**

County Attorney		
County Attorney	164,086	1.00
Deputy Attorney	111,984	1.00
Paralegal II	73,605	1.00
Paralegal	56,965	1.00
Legal Assistant	35,281	1.00
TOTALS	**441,921**	**5.00**

Emergency Management		
Emergency Management Manager	66,224	1.00
Deputy Emergency Management Manager	32,460	0.70
Responders	800	0.00
TOTALS	**99,484**	**1.70**

Extension		
Administrative Assistant III	41,907	1.00
4-H Youth Coordinator	20,680	0.50
Family & Consumer Science Agent	8,702	0.50
Director Stipend	4,310	0.00
Agent Stipend	3,727	0.00
TOTALS	**79,326**	**2.00**

Facilities & Grounds		
Director	86,316	1.00
Skilled Tradesman	58,866	1.00
Skilled Tradesman	49,443	1.00
Support Staff	2,686	0.05
Summer Grounds Maintenance	7,555	0.26
TOTALS	**204,866**	**3.31**

Geographic Information Services		
GIS Manager	87,664	1.00
GIS Coordinator	69,448	1.00
Assistant County Manager *	2,576	0.00
TOTALS	**159,688**	**2.00**

* See note in the Community Development Department.

Health & Human Services		
Health & Human Services Director	107,979	1.00
Paralegal	66,151	1.00
Child & Family Services Mgr.	76,955	1.00
Caseworker III	66,830	1.00
Caseworker II	63,400	1.00
Caseworker II	63,400	1.00
Caseworker II	61,810	1.00
Caseworker I	61,810	1.00
Public Health Division Director	78,024	1.00
Community Health Nurse II	26,669	0.50
Nurse Practitioner	11,419	0.13
Nurse Practitioner	7,959	0.10
Public Health Nurse	49,448	0.80
Public Health Nurse	32,327	0.51
Health Educator-WIC	42,319	0.80
Registered Dietician-WIC	10,816	0.18
Consumer Protection Specialist	88,454	1.00
WCPHP/ECC Coordinator	40,092	0.75

Health Educator-Tobacco & CCPD	18,696	0.50
NPP Coordinator/ECC Asst.	22,216	0.49
NPP Facilitators	11,000	0.10
Multicultural Resources Coordinator	51,720	1.00
Emergency Preparedness	14,628	0.30
Sr. Resources Program Mgr.	53,338	1.00
Senior Resources Specialist	50,134	1.00
Economics Security Specialist	57,076	1.00
Eligibility Technician	45,968	1.00
Eligibility Technician	44,423	1.00
Eligibility Technician	36,204	1.00
Eligibility Technician	36,204	1.00
Eligibility Technician	34,812	1.00
TANF Program Specialist	31,642	0.88
Van Driver	4,706	0.13
Van Driver	2,353	0.07
Van Driver	150	0.01
Admin Svcs. Supervisor	69,586	1.00
Administrative Assistant III	47,894	1.00
Administrative Assistant II	40,184	0.90
Administrative Assistant II	36,205	1.00
Administrative Assistant II	32,490	1.00
Juvenile Services Director *	14,000	0.19
Assistant YAH Cook	1,318	0.05
Substitute Senior YAH Cook	1,265	0.05
Substitute YAH Cook	1,515	0.05
Substitute YAH Cook	1,260	0.05
Substitute YAH Cook	1,260	0.05
Substitute YAH Cook	1,244	0.05
TOTALS	**1,719,353**	**30.64**

* See note in the Juvenile Services Department.

Information Technology

IT Director	88,400	1.00
IT Systems Administrator	56,141	1.00
Help Desk Technician	48,023	1.00
TOTALS	**192,564**	**3.00**

Juvenile Services

Juvenile Services Director *	59,620	0.81
FAST Coordinator	48,330	0.88
Family Advocate	19,190	0.50

Case Manager	4,023	0.10
Intake Worker	5,945	0.09
Substance Abuse Prevent Mgr.	51,355	1.00
GCSAPP Coordinator	33,962	0.75
Wrap Around Facilitator	18,080	0.50
Substance Abuse Prevent Spcl.	32,908	0.88
Restorative Justice Coordinator	13,805	0.35
TOTALS	**287,218**	**5.85**

* The Juvenile Services Director is allocated 0.194 FTE to the Health and Human Services Department for Child Welfare – total budgeted salary is $73,620.

		Public Works
Public Works Director *	117,035	0.92
Assistant Director of PW	81,083	1.00
Administrative Assistant III	40,300	1.00
Administrative Assistant IV	57,469	1.00
Purchasing Agent	58,867	1.00
District Foreman II	58,700	0.75
District Foreman II	80,472	1.00
Foreman II-Special Projects	78,208	1.00
District Foreman I	59,995	1.00
Lead Worker	66,332	1.00
Heavy Equip. Operator II	59,047	1.00
Heavy Equip. Operator II	59,047	1.00
Heavy Equip. Operator II	59,047	1.00
Heavy Equip. Operator II	59,047	1.00
Heavy Equip. Operator II	59,047	1.00
Heavy Equip. Operator II	59,047	1.00
Heavy Equip. Operator II	59,047	1.00
Heavy Equip. Operator II	59,047	1.00
Heavy Equip. Operator II	56,562	1.00
Heavy Equip. Operator II	51,929	1.00
Heavy Equip. Operator II	50,891	1.00
Heavy Equip. Operator II	50,891	1.00
Heavy Equip. Operator II	47,720	1.00
Heavy Equip. Operator II	47,721	1.00
Heavy Equip. Operator I	52,251	1.00
Heavy Equip. Operator I	40,483	1.00
Heavy Equip. Operator I	39,559	1.00
Heavy Equip. Operator I	47,914	1.00
Heavy Equip. Operator I	47,719	1.00
R&B Summer Temporaries	68,864	2.40
R&B Overtime	160,535	1.92

Fleet Manager	82,888	1.00
Shop Foreman	71,856	1.00
Heavy Equip. Mechanic	63,272	1.00
Heavy Equip. Mechanic	57,963	1.00
Shop Support	39,830	1.00
Landfill Foreman	69,627	1.00
Landfill Equipment Operator	40,488	1.00
Landfill Gate Attendant	31,176	1.00
Seasonal Trash Pickup	12,729	0.46
Recycling Site Manager	55,056	1.00
Recycling Worker	38,173	1.00
Recycling Summer Temporary	13,252	0.48
Recycling Overtime	3,362	0.05
Utilities Distribution Supervisor	73,844	1.00
Utility Operator	56,327	1.00
Water Overtime	7,040	0.07
Sewer Overtime	2,347	0.02
Weed Program Coordinator	45,152	0.75
Weed Co-Coordinator	20,225	0.75
Fairgrounds Facilities Manager	69,448	1.00
Fairgrounds Facilities Maintenance Assistant	40,300	1.00
Maintenance Workers	12,275	0.42
TOTALS	**2,840,506**	**50.00**

* The Public Works Director also serves as Assistant County Manager, with 0.08 FTE allocated to the Administration Department – total budgeted salary is $127,721.

		Sheriff
County Sheriff	76,000	1.00
Undersheriff	84,947	1.00
Patrol Sergeant	66,831	1.00
Patrol Sergeant	64,674	1.00
Investigator	69,448	1.00
Patrol Deputy	62,406	1.00
Patrol Deputy	62,406	1.00
Patrol Deputy	56,552	1.00
Patrol Deputy	45,219	1.00
Patrol Deputy	45,219	1.00
Patrol Deputy	46,322	1.00
Patrol Deputy	45,219	1.00
Patrol Deputy	45,219	1.00
Administrative Assistant III	50,005	1.00
Administrative Assistant II	39,643	1.00
Detention Captain	57,156	1.00
Detention Sergeant	62,528	1.00

Detention Sergeant	48,457	1.00
Detention Deputy	52,904	1.00
Detention Deputy	42,716	1.00
Detention Deputy	42,716	1.00
Detention Deputy	42,716	1.00
Detention Deputy	42,716	1.00
Detention Deputy	41,072	1.00
Detention Deputy	41,072	1.00
Detention Deputy	38,960	1.00
Detention Deputy	38,331	1.00
Detention Deputy	38,331	1.00
Detention Deputy	38,331	1.00
Detention Deputy	38,331	1.00
Admin. Asst. Alt. Services	27,997	0.80
Detention Overtime	7,335	0.11
Patrol Overtime	21,511	0.24
Wildfire Overtime	3,000	0.03
POST Overtime	5,000	0.05
TOTALS	**1,591,290**	**31.23**

Treasurer/Public Trustee

County Treasurer	58,500	1.00
Deputy Treasurer	52,264	1.00
Deputy Trustee	31,698	1.00
Account Technician	39,776	1.00
Public Trustee	12,500	0.00
TOTALS	**194,738**	**4.00**

Veterans Services

Veterans Officer	7,668	0.15
TOTALS	**7,668**	**0.15**

Wildlife Conservation

Assistant County Manager *	2,576	0.00
Admin. Assistant III	2,356	0.06
Admin. Services Manager	10,653	0.19
TOTALS	**15,585**	**0.25**

* See note in the Community Development Department.

		Other
Retirement Payouts	12,500	0.00
TOTALS	**12,500**	**0.00**

COUNTY GRAND TOTAL: $10,800,110

Capital Expenditures

Summary of Capital Expenditures

Capital Expenditures by Fund

Capital Improvement Plan (CIP)

Each year, Gunnison County updates its Capital Improvement Plan (CIP), which identifies the county's capital needs for the next five years. The capital improvement process provides for the identification, reviewing, planning and budgeting of capital expenditures. The entire plan is available on Gunnison County's website at www.gunnisoncounty.org.

For the purposes of the Capital Improvement Plan process, capital is defined as follows: items that have a single acquisition cost of $10,000 or more and a usable life of five (5) or more years. Basically, this implies that those items that can be clearly classified as major improvements, rather than routine maintenance or equipment replacement, are defined as capital for the purposes of this program.

All requests for capital improvements are evaluated to aid the Board of County Commissioners in selecting the projects to be funded. Evaluation is based on a point system, which requires the department head to judge how well the project in question satisfies each of several criteria as well as develop an expenditure ceiling parameter for each of the respective years. The process is designed to organize and present requests in such a manner that management and the Commissioners have the information essential to effective decision-making.

This prioritization process represents two distinct elements: internally (within the department) and countywide. If the department's request only includes capital expenditures which are proposed to be funded out of its own resources or non-tax revenue generated by that department, the projects are prioritized within that department for inclusion within the plan. Examples are: Landfill, Airport Fund, Road and Bridge Fund, etc. However, if the request is outside of the department's ability to generate revenue, e.g., a request for assistance from Sales Tax revenue or a bond issue, then the project would compete for funding on a countywide basis.

The Capital Improvement Plan is presented annually to the Gunnison Board of County Commissioners. The first year of the package is referred to as the Capital Improvement Budget and is a list of projects for recommended implementation during the next fiscal year, while the subsequent four year period is referred to as the Capital Improvement Plan, which will be approved by the Board of County Commissioners in concept only. *By adopting a CIP, the County adopts a statement of intent, not an appropriation of funding for projects contained within the plan.* The CIP lists are updated annually as new needs become known and as priorities are changed. Therefore, it is entirely possible that a project with a low priority will remain in the Capital Improvement Plan longer than four years, as more important projects appear and move ahead for quick implementation. On the other hand, a project may be implemented sooner than originally planned due to changing priorities or funding availability.

Following is a summary of the projects included in this year's Capital Improvement Plan.

PROJECT	PRIOR YEAR(S) COSTS	2016 CAPITAL BUDGET	CAPITAL IMPROVEMENT PLAN					TOTAL PROJECT COST
			2017	2018	2019	2020	FUTURE	
Airfield Generator			150,000					150,000
ARFF Truck Repair		15,000						15,000
General Aviation Ramp Expansion					1,111,111			1,111,111
General Aviation Ramp Rehabilitation					1,111,111			1,111,111
Rehabilitate Runway 06/24		9,160,000						9,160,000
Runway Snow Removal Equipment				862,500				862,500
Accounting Information System				150,000				150,000
Network Switch Replacements				80,000				80,000
Ortho-Oblique Aerial Maps		156,000	156,000	156,000	42,333	42,333	42,334	595,000
Telephone System Replacement				150,000				150,000
Blackstock & O'Leary FFE Improvements		40,000						40,000
Crested Butte Shop Repairs		100,000						100,000
Facility - Capital Reserve Deposit		50,000	20,000	20,000	20,000	20,000	120,000	250,000
Facility - Service Van		25,000						25,000
Mountain View - Siding and Stain		30,000						30,000
Recording - Scan Records		24,860	66,875	38,125	50,171	24,343		204,374
Sand Storage Building at Crested Butte		100,000						100,000
Courthouse Sewer Re-route		90,000						90,000
Elections - Voting Equipment		150,000						150,000

Patrol Vehicle Replacements		138,000	92,000	92,000	92,000	92,000	138,000	644,000
Security Panels for Upper Deck of Jail		60,000						60,000
Sheriff - EOC Storage Building		225,000						225,000
McClure Pass Communications Site		350,000	750,000					1,100,000
Sheriff Office Sub-station		100,000						100,000
Road Hard Surfacing		500,000	500,000	500,000	450,000	450,000		2,400,000
Road Maintenance and Snow Removal Equip.		450,000	450,000	450,000	450,000	450,000		2,250,000
Slate River Bridge Replacement		100,000	120,000	1,080,000				1,300,000
Cottonwood Pass Improvements		70,000	28,335,175	1,400,000	21,325			29,826,500
Minor Structure Repair		10,000	15,000	10,000	25,000	25,000		85,000
Landfill Phase II Expansion	668,269	1,226,276						1,894,545
Recycling Processing Facility Relocation		600,000						600,000
Crested Butte to Carbondale Trail	10,000	25,000	25,000	150,000				210,000
Whitewater Park Improvements	358,084	20,000	15,000	15,000	15,000			423,084
Dos Rios Collection System Improvements		35,000	35,000	35,000	35,000	35,000		175,000
Somerset Sewer System							2,205,000	2,205,000
Shavano Drive Water Main		60,000						60,000
Water Trtmt. Plant Filter Media Replacement			12,000					12,000

Water Trtmt. Plant High Service Pumps				17,000				17,000
Water Trtmt. Plant Intake Pumps					17,000			17,000
	1,036,353	**13,910,136**	**30,742,050**	**5,205,625**	**3,440,051**	**1,138,676**	**2,505,334**	**57,978,225**

This section includes the projects from the Capital Improvement Budget or projects from the Capital Improvement Plan that have been moved ahead for quick implementation or have been approved for appropriation in the current budget.

Other Capital Expenditures Budget Requests

During the annual budget process, department directors are also afforded the opportunity to request additional capital expenditures for projects not included in the annual Capital Improvement Plan. These requests are intended for projects that cost more than $4,000 (or $1,000 for computer equipment and software) and have a useful life of greater than one year. Requests for projects under $10,000 do not need to be examined as thoroughly as those included in the CIP, as they often are for equipment replacement or routine maintenance. These requests may also include projects over $10,000 that have become necessary since the adoption of the most recent Capital Improvement Plan.

Capital Expenditures Summary

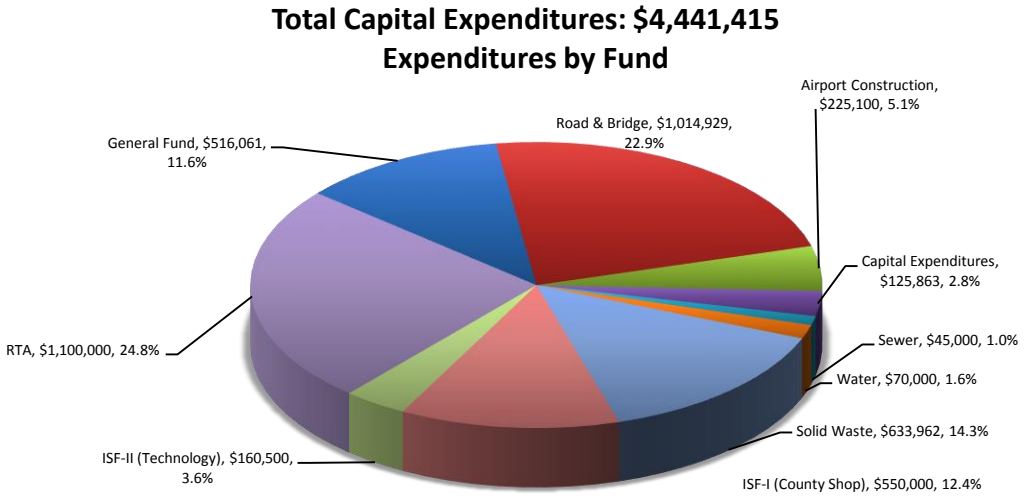

Capital Expenditures by Fund

The following section discusses each project included in the current budget. The total cost is included as well as a list of funding sources. The narrative for each project discusses any significant impacts that capital improvements make on the annual operating budget.

The proposed funding for the capital improvements comes from the following restricted sources, among others:

- Sales Tax - In 1978, the voters of Gunnison County approved a 1% county sales tax. The provisions of the sales tax resolution approved by the voters directed that one-half (1\2) of the County sales tax revenues collected from sales within the boundaries of incorporated municipalities shall be distributed to those municipalities. The funds distributed to Gunnison County must be used solely for capital outlay and capital expenditures including but not limited to expenditures for the purchase of County buildings; the construction, alteration, relocation, and improvement of roads, bridges, and means of public transportation, and the purchase of facilities or equipment necessary for the operation of the county.

- Conservation Trust Fund - The County's share of lottery proceeds received from the State of Colorado and passed through from the Gunnison Metropolitan Recreation District are required to be deposited in its conservation trust fund and must be expended only for the acquisition, development, and maintenance of new conservation sites or for capital improvements or maintenance for recreational purposes on any public site.

- Airport Fund - The following is a description of several airport resources that will be used to fund airport CIP items:

    - Airport Operation Reserves - The Airport Operations Fund is an enterprise fund. The fees and charges to the airport users are designed to recover the full cost of operating the airport and to provide a portion of the resources necessary for the capital improvement and replacement of airport assets. FAA regulations require that any reserves accumulated must be used for airport purposes.

    - Passenger Facility Charges - The Federal Aviation Administration (FAA) reviews and approves the implementation of this per enplanement fee. All proceeds received by the airport must be used for authorized capital expenditures.

    - FAA Grants/Colorado Division of Aeronautics grants - The proceeds received from these sources are required to be used only for the specific capital expenditures identified in the "scope of services" of the grant agreement.

- Internal Service Fund I - This fund is used to account for the rental of motor vehicles, heavy equipment and to account for the usage of gravel and other materials used in construction and maintenance. The fund charges fees to user departments and to other governmental agencies for the purpose of recovering the full cost of operations and for the replacement of all of the fund's capital assets. The reserves accumulated in this fund are required (by OMB Circular A-87) to be used for the acquisition of capital assets for use within this fund.

- Internal Service Fund II - This fund is used to account for the rental of technological equipment including computer, mapping, telephone, postage, and photocopy equipment. The fund charges fees to user departments and to other governmental agencies for the purpose of recovering the full cost of operations and for the replacement of all of the fund's capitalized assets. The reserves accumulated in this fund are required (by OMB Circular A-87) to be used for the acquisition of capital assets for use within this fund.

- Gunnison Valley Transportation Authority (RTA)- In 2002, the voters of Gunnison County approved a .6% sales tax except in the boundaries of the City of Gunnison where the amount was .35% and also exempting the jurisdictions of Marble, Ohio City, Pitkin, and Somerset. The provisions of the sales tax resolution approved by the voters directed the funds must be used solely for the purpose of funding and providing expanded mass transit and other transportation services including expanded air service. In 2015 the voters approved increasing the tax to 1.0% tax within the RTA District Boundaries.

General Fund - $516,061

Fairgrounds Roof Gutter System	**$10,527**
The existing roof gutter design is not functioning correctly. Wintertime is a challenge to the existing gutter and the east side of the building. The highest roof over most of the Multipurpose Building has some heat loss, and the snow that falls on the roof melts and drains toward the east. When this water falls off the roof, it drains into the unheated gutter and the water turns to ice. After several days the gutter is full of ice. This creates several problems where the weight of the ice is substantial and the gutter is starting to fall in several places. Another problem is that the water has nowhere to go in the full gutter and drips, causing large icicles to form. When these fall, they pose a danger of falling on someone. The last concern is in the spring when the water starts to melt, it drips on to the deck and then freezes. This makes a very dangerous thin sheet of very slick ice. There have been numerous conversations with Facilities and Grounds about options to remedy the problem. At this time, we are still working on a solution to the gutter problem as well as looking at how this can complement a possible change in the deck area located at the east entry to the VanTuyl Room.	Conservation Trust
This project will have no effect on the annual operating budget.	

Recording Document Preservation	**$24,860**
Currently the Recording Department has inadequate preservation and protection of archival items. There is no adequate process of securing plats ditch books, documents, survey deposits, original town plats, railroad right of ways books, and many unprotected historical items. Also, about 350,000 recorded documents are currently scanned and not indexed, which means that only partial searches can be accomplished on line. Gunnison County is at great risk to allow any of these one of a kind pieces to not be digitized and stored for generations to follow. This will	Sales Tax

allow for a process to be developed with funds available to pay for needed storage enhancements.	
There is no anticipated impact on the annual operating budget as a result of this project.	

Clerk voting Equipment	**$150,000**
The electronic voting equipment Gunnison County owns (purchased in 2006) is outdated and unusable. For the 2015 Coordinated Election, equipment will be borrowed from a neighboring county. New equipment will be chosen from a list of vendors approved by the Colorado Secretary of State through a certification of vendor process to be completed in December, 2015.	Sales Tax
This project will have no effect on the annual operating budget.	

Patrol Vehicle Replacements	**$110,000**
This request gives the Sheriff's Office the ability to purchase replacement vehicles that are incurring huge maintenance issues/costs. We have been in communication with the vehicle Fleet manager about the costs of repairs and the costs of replacing certain vehicles. We are trying to stay close to the maximum life expectancy with an eye on maintenance issues. This is so the county does not incur such a huge loss when trading in vehicles. The equipment in the vehicles have been reinstalled from older cars. Some radar units that are mounted in the current vehicles have been used for over 15 years. We are starting to see issues which impact court issues when we have unreliable equipment.	ISF-I (County Shop)
Paying depreciation to the Internal Service Fund I will be similar to the repair and maintenance expenses that are paid annually.	

Whitewater Park Structure Repairs	**$122,674**
Improvements at the Gunnison County Whitewater Park are needed both to maintain the existing amenities and enhance the experience of Park users. Those improvements include placement of boulders for fish habitat, yearly maintenance as needed on the structures and potentially paving the access road.	Road & Bridge ($122,674)
$10,000 will be needed each year for payroll and equipment usage in order to maintain the whitewater park structures to prevent future failures. Proactive work is required on the counter weir, repair of boulder movement, repair of the boat slide, etc. These will protect structure failure since they are co-dependent, working as a system.	

4-H Building Renovation	**$98,000**
An outside donor has taken on the 4-H building as a project with funds from a certain trust made available for an extensive renovation. The footprint will be enlarged with additional space for 4-H activities, increased storage and updated insulation and esthetic enhancements. This will be the first year to include architect work and preliminary construction work completed.	Donations
It is expected that this will help toward an overall improvement in building efficiency. However, the increased square footage will create higher utility costs moving forward.	

Road & Bridge Fund - $1,014,929

Cumberland Bridge	$101,346
The Willow Creek #2 Bridge replacement on the Cumberland Pass Road between the Trading Post and Tincup is a cooperative project with the Gunnison National Forest Service. It will replace a one lane, functionally obsolete bridge, with a new two lane structure.	US Forest Service ($101,346)
There will not be an impact on the Public Works Department annual budget since it is a Forest Service bridge on a Forest Service road. We only maintain the road surface over the bridge, and that will not change.	

Road Hard Surfacing	$207,867
The Commissioners adopted a strategic goal to hard surface 14 miles of county roads by December 31, 2017 to reduce maintenance costs and improve the travel experience. Specific lists of roads are available in the Public Works Department.	Sales Tax ($207,867)
Labor costs will not change, but equipment usage costs and material costs for gravel and magnesium chloride will be reduced.	

Highway 135 Trail	$530,716
This project will provide a concrete trail on the west side of Highway 135 which will connect with Gunnison County's new bridge and the City of Gunnison's underpass to the paved trail on the east side of Highway 135.	US Dept. of Transportation ($530,716)
This trail is needed for the safety of children and adults travelling via foot or bicycle from the Castle Mountain subdivisions to school and activities in the City of Gunnison. In the future, the trail will require sweeping, and it will be evaluated for winter plowing (after regular routes are done), but the cost of both activities is minimal.	

Bridge Construction	$175,000
There has been a structural failure of an existing bridge on County Road 76. Per the engineer's evaluation, substantial work must be done to repair the bridge. This will have to be completed during the summer months while weather permits.	Fund Balance ($175,000)
Ongoing costs are not expected to change.	

Airport Construction Fund - $225,100

Electrical Vault Generator	$120,000
The electrical vault building, constructed in 2005, was designed to accommodate a 150 kW generator, which would be adequate to power the runway lighting system. In the event of power outages, which do occur occasionally at the airport, there are no runway lights available, which could present a significant safety issue to the landing of aircraft. The most recent outage occurred on the evening of May 11, 2014. This project would allow for backup power for critical services in the Aircraft Rescue Fire Fighting/Administration building located at 511 Rio Grande Avenue. Eventual plans may include backup power for the Terminal, but	CO Dept of Trans ($105,000) Airport Operations ($15,000)

backup power for that location would probably be better served by a generator closer to the facility, due to both capacity and location concerns.	
There will a minimal maintenance expense, but should be negligible unless the generator is running frequently.	

Rehabilitation of Taxiway A (A1-A3)	**$105,100**
Due to budget constraints, the Airport had to remove Taxiway A1-A3 from the Taxiway project that occurred in 2007. In 2010, we did a slurry seal on this portion of the Taxiway to hold the asphalt for a longer period of time. A slurry seal is a cold mixed asphalt. It consists of a graded aggregate, a binder, fines and additives. It is a hard wearing surfacing for pavement preservation. However, this portion of the taxiway needs to be rehabilitated, which is a milling and overlay on top of the existing asphalt. This section of taxiway is the oldest pavement in the movement areas of the airport, has been fog sealed twice and patched numerous times. Repair/fog seal is no longer an option, as the bonding properties of the asphalt are severely aged.	Federal Aviation Administration ($94,590) CO Dept of Trans ($2,268) Airport Operations ($8,242)
The impact on the operating budget will be negligible. Ongoing maintenance should remain similar.	

Capital Expenditures Fund - $125,863

Ohio City Town Hall, Phase II	**$125,863**
Gunnison County received a grant award from the State Historical Fund, Gunnison County's contribution of a cash match towards Phase II will preserve this county owned historic building for future generations and provide for completion of this project in its entirety. Phase II will address refurbishing and replacement of the flooring, doors and windows, reconfiguration and replacement of the historic exterior and interior metal tiles, extension of the fire proof area around the wood stove for safety and installation of a railing and replacement of stairs to the stage for safety purposes. Fundraising efforts are also being pursued for contribution towards the cash match by the local community organization, the Quartz Creek Improvement Association.	Conservation Trust ($36,000) State Historical Fund Grant ($89,863)
Maintenance costs are not expected to be affected as a result of this project.	

Sewer Fund - $45,000

Two Portable Flow Meters	**$10,000**
The Dos Rios Collection System is at least 42 years old and is in need of improvements to help reduce infiltration into our collection lines. This infiltration increases our operating costs tremendously. Especially during	Dos Rios Sewer Capital Reserves

the high water run off season of the Gunnison River, we see our costs to the City of Gunnison increase. This request is to purchase two portable flow meters to place in the sewer lines to ascertain the areas that have major infiltration.

If we reduce infiltration by 35 gallons per minute in a manhole, this would reduce our flow by 50,400 gallons per day to the City of Gunnison's Wastewater Treatment Plant. This would equate to 1,562,400 gallons per month and at the current rate per thousand gallons charged by the City this would be a savings of $1,624.90 / month or nearly $19,500 per year.

Dos Rios Improvements	**$35,000**
The Dos Rios Collection System is at least 42 years old and is in need of improvements to help reduce infiltration into our collection lines. This infiltration increases our operating costs tremendously. Especially during the high water run off season of the Gunnison River, we see our costs to the City of Gunnison increase. As we find manholes that are leaking enough to warrant replacement during the high water season, bids are requested to replace these manholes in the fall or early spring. Another aspect of the Dos Rios Collection System is that across the Moncrief Ranch, there are many locations that have clean outs installed rather than manholes. Cleanouts are basically nonfunctional for practical purposes and need to be replaced with manholes that allow us access for jetting and sewer camera work. Our jet truck cannot vacuum out debris from a cleanout. Also the jet truck can only reach a maximum of 600 feet. There are sections that are close to 1,000 feet between manholes that we cannot properly clean or maintain.	Dos Rios Sewer Capital Reserves

If we reduce infiltration by 35 gallons per minute in a manhole, this would reduce our flow by 50,400 gallons per day to the City of Gunnison's Wastewater Treatment Plant. This would equate to 1,562,400 gallons per month and at the current rate per thousand gallons charged by the City this would be a savings of $1,624.90 / month or nearly $19,500 per year.

Water Fund - $70,000

Shavano Drive Water Line	**$60,000**
Shavano Drive is the road off of HW#50 west of Gunnison that provides access for Fairway Condos and Tomichi Condos, extends behind and around the west side of Double Dave's and back to HW #50. The initial Dos Rios Water project was planned to extend along Shavano Drive and create a loop with the main along HW #50. For whatever reason the line paralleled the highway, went south at the west entrance of Shavano and tied into the existing condo system behind the restaurant. The condos were previously served by a series of wells. Little is known about the main or the connections from that point, but if there is a problem, it shuts off service to a number of buildings and more customers than best management practices allow. The condos have been	Dos Rios Water Capital Reserves

having trouble with their connections, and we do not have mapping that shows their access to the main. A project would replace the main from the point behind the restaurant extending east back to HW #50. Appropriate valves would be installed as part of the project which would then create a loop on the line and allow maintenance on individual systems without shutting down the entire complex.	
Ongoing maintenance costs are not expected to change as a result of this project.	

Filter Media Replacement	**$10,000**
The water treatment plant filters contain layers of fine sand, gravels, garnets and anthracite coal to treat raw river water and create drinkable water. The clarifier contains very small beads and an air diffusion system that needs to be replaced in the next five years. The filter media and clarifiers are now 21 years old and are still in good shape for their age. However, over time material gets washed out during a backwash and the media eventually could fail causing what is called a breakthrough. A breakthrough would mean not meeting turbidity standards and would require shutting down a filter until the media could be replaced. Currently we are making 300 gallons per minute with two filters. If we were to lose a filter that would reduce our production capacity to 150 gallons per minute. The filters are the same age so if we were to loose one filter it would reason that the other filter would not be far behind the other in failing. We need to replace the filters and clarifier media within the next five years	Dos Rios Water Capital Reserves
Ongoing maintenance costs are not expected to change as a result of this project.	

Solid Waste Fund - $633,962

Landfill Construction	**$633,962**
Lateral expansion of Phase 2 requires compliance with State and Federal regulations. Existing Phase 1 is near capacity, initial excavation Phase 2, Module 1 has been completed. Upon reviewing cost estimates for final excavation and construction of Module 1 and looking at the estimated life of the cell and comparing those costs with the cost of excavation and construction of Module 2 at the same time, we recognized, factoring in the economy of scale, the potential to save approximately $330,000 and to more than double the life of the expansion.	Landfill Construction Reserve ($520,962) Landfill Operating Cash ($113,000)
Financing is not expected to be needed for this project and maintenance costs should be similar. Rates will be held the same from 2015 to 2016.	

ISF-I: County Shop - $550,000

Vehicles	**$100,000**
In prior years rolling stock has not been included in the Capital Improvement Program. However, increased costs of equipment and the	ISF-I Fund Balance

increased costs to ISF-I for utilities, gas and diesel has decreased the ability of ISF-I reserves to fund the needed equipment, including both new and replacement units. The light duty vehicles in our fleet need to be replaced by more fuel efficient vehicles. Annual amount would be used to replace a motor grader/loader or backhoe, a truck and as many light duty vehicles as budget would allow.	
New equipment results in reduced maintenance costs for the Fleet Department and all departments using equipment.	

Heavy Equipment	**$450,000**
In prior years rolling stock has not been included in the Capital Improvement Program. However, increased costs of equipment and the increased costs to ISF-I for utilities, gas and diesel has decreased the ability of ISF-I reserves to fund the needed equipment, including both new and replacement units. Experience has taught us that if heavy equipment (graders, loaders, backhoes, dozers) are not replaced in a timely manner the result is overhaul/replacement of a major component. Many of our dump trucks, which are used for summer maintenance and winter plowing, are 15+ years old. Annual amount would be used to replace a motor grader/loader or backhoe, a truck and as many light duty vehicles as budget would allow.	ISF-I Fund Balance
New equipment results in reduced maintenance costs for the Fleet Department and all departments using equipment.	

ISF-II: Technology - $160,500

Infrastructure	**$150,000**
The server cluster and storage devices have an expected life of 5-7 years, depending on growth of data stored number of servers needed by county departments and support by hardware vendors.	ISF-II Fund Balance
Ongoing maintenance and support costs are the same as the existing server cluster.	

Telephone Server Replacement	**$4,500**
Required replacement of the server used to process voicemail, calling tree and conference calls. The server was purchased in 2010 and 5 years is reaching the end of its useful life.	ISF-II Telephone Fees
The $4,500 include three years on site maintenance. $500 will be required in each of the last two years of this server's life cycle.	

Help Desk Equipment	**$6,000**
Anticipated replacement of equipment specific to the Help Desk Function included in the 2016 budget for redundancy and upgrades.	ISF-II Fees
Ongoing maintenance costs will remain constant.	

Rural Transportation Authority - $1,100,000

Vehicles	**$1,100,000**
Two RTA busses are budgeted in 2016 at $550,000 each. A DOT grant will pay 80% of one of these busses. In 2015 a ballet initiative to increase the tax authorized by the RTA passed, making the total tax 1% and increasing expected sales tax revenues from $1,283,200 projected in 2015 to $2,523,830 in the 2016 budget. The additional busses are needed to respond to the voter's approval to increase services provided through the RTA.	RTA Fund Balance ($110,000) DOT Grant ($440,000) RTA sales tax receipts ($550,000)
These two busses will be fueled by compressed natural gas (CNG) rather than diesel. Ongoing maintenance costs are expected to be similar to other busses in the RTA fleet.	

Debt

Summary of Debt Obligations

Debt Service and Lease Payments

Computation of Legal Debt Margin

ISSUE	PURPOSE	ISSUE AMOUNT	INTEREST RATE
GOVERNMENTAL ACTIVITIES			
Affordable Housing Note, dated 12/09/01, (Housing Authority Fund), modified 9/14/04 (paid off one lot)	Finance purchase of land for affordable housing project in Mt. Crested Butte, Lots 34 & 35 Pitchfork Development.	$38,685	Variable, Wall Street Journal prime rate
Series A Tax-Exempt COP's $730,000; Series B Taxable COP's (BAB's) $17,270,000; and Net premium Series A Tax-Exempt COP's $11,972	Finance construction of the jail and public works facilities. Series A paid in full, 2012	$18,011,972	Series A- 2%; Series B- 6.125%
Certificates of Participation, Series 2013 $9,710,000	Finance demolition of old courthouse and construction of new courthouse	$9,710,000	.6 - 5% rates; average rate 4.52%
Lease/Purchase Agreement dated 8/17/10	Finance various energy saving improvements in County buildings.	$1,168,919	3.94%
Promissory Note dated 10/20/09 (Airport Fund)	Financed the Airport Water and Sewer Extension project. Collateralized by OshKosh Boom Truck.	$188,238	4.60%

ISSUE	PURPOSE	ISSUE AMOUNT	INTEREST RATE
BUSINESS-TYPE ACTIVITIES			
Impact Assistance Loan - Somerset Water, issued 10/7/03 (Gunnison County Water Fund)	Finance project to install a new water treatment system for the community of Somerset, including the OxBow Mine	$100,000	5.00%
Rural Utilities Service (RUS) Note, North Gunnison Sewer Extension, Issued January, 2005 (Sewer Fund)	Finance portion of sewer extension project to North Gunnison District.	$1,519,270	4.50%
Rural Utilities Service (RUS) Note, North Gunnison Sewer Extension, Issued March, 2006 (Sewer Fund)	Finance portion of sewer extension project to North Gunnison District.	$322,000	4.25%
Impact Assistance Loan - North Gunnison Sewer - Issued 10/27/04 (Sewer Fund)	Finance portion of sewer extension project to North Gunnison District. (Phase III)	$200,000	5.00%
Rural Utility Service (RUS) Note, Antelope Hills Water Extension, Issued 9/13/13	Finance water extention to the Antelope Hills Water Division	$1,154,230	2.13%
Affordable Housing Revenue Note, Series 2000, 11/6/00 (Housing Authority Fund) Change in terms 7/2/03, reset interest 11/1/05	Financed portion of construction of the Palisade Assisted Living facility to be managed by the Health Care Center.	$587,552	4.14%

ISSUE	PURPOSE	ISSUE AMOUNT	INTEREST RATE
Mortgage, Gunnison County Housing Authority, dated 11/06/03 (Senior Housing Fund)	Refinanced the construction of the Mountain View Apartments (Gunnison Senior Housing)	$528,100	5.75%
Restructuring Mortgage		$624,011	1%
Contingent Repayment		$378,864	1%
Lease/Purchase, 2015 Landfill Caterpiller Excavator	Financed purchase of Caterpillar Excavator for the Landfill	$252,080	3.20%
Hospital Revenue Series 1998 (Hospital Fund)	Financed the expansion, remodeling and renovation of the Gunnison Valley Hospital and the Gunnison Health Care Center	$9,995,000	4.3%-6.0%

Summary of Debt Service and Lease Payments

Governmental Activities

	COUNTY FACILITIES ENERGY SAVINGS LEASE	CHFA LOAN PITCHFORK PROPERTY	CERTIFICATES OF PARTICIPATION SERIES 2010B	CERTIFICATES OF PARTICIPATION SERIES 2013	AIRPORT WATER & SEWER EXTENSION	TOTALS
2016	141,598	2,527	1,330,975	671,763	23,627	2,170,490
2017	141,598	2,527	1,323,225	671,563	23,627	2,162,540
2018	141,598	2,527	1,318,605	671,263	23,627	2,157,620
2019	141,598	2,527	1,312,105	673,163	23,627	2,153,020
2020	141,598	2,527	1,308,205	669,763		2,122,093
2021		2,527	1,298,210	671,213		1,971,949
2022		2,527	1,294,460	670,888		1,967,874
2023		1,399	1,284,710	670,213		1,956,321
2045-2046			19,825,256	10059575		29,884,831
	707,992	19,087	30,295,751	15,429,400	94,509	46,546,740
PRINCIPAL	639,300	10,156	16,040,000	9,180,000	84,565	25,954,022
INTEREST	68,692	8,931	14,255,751	6,249,400	9,944	20,592,718

Summary of Debt Service and Lease Payments

Business-Type Activities

	SOMERSET WATER TREAT.	2005 NORTH GUNNISON SEWER RUS	2006 NORTH GUNNISON SEWER RUS	2013 ANTELOPE HILLS WATER RUS	NORTH GUNNISON SEWER EXPANSION	PALISADE ASSISTED LIVING PROJECT	CHFA LOAN MT. VIEW	HUD MORTGAGE RESTRUCTURE LOAN MT. VIEW	HUD CONTINGENT REPAYMENT DEED OF TRUST MT. VIEW	Landfill Lease/ Purchase Caterpillar Excavator	HOSPITAL REVENUE BONDS	TOTALS
2016	8,024	79,338	16,816	42,940	19,108	36,488	36,982	3,239	3,789	50,416	752,750	1,049,889
2017	8,024	79,338	16,816	42,940	19,108	36,488	36,982	3,239	3,789	50,416	755,469	1,052,608
2018	8,024	79,338	16,816	42,940	19,108	36,488	36,982	3,239	3,789	50,416	751,500	1,048,639
2019	8,024	79,338	16,816	42,940	19,107	36,488	36,982	3,239	3,789	50,416	756,125	1,053,263
2020	8,024	79,338	16,816	42,940		324,395	36,982	3,239	3,789	16,805	758,781	1,291,109
2021	8,024	79,338	16,816	42,940			36,982	3,239	3,789		754,469	945,596
2022	8,024	79,338	16,816	42,940			36,982	3,239	3,789		758,469	949,596
2023	4,868	79,338	16,816	42,940			36,982	3,239	3,789		755,219	943,190
2024		79,338	16,816	42,940			36,982	3,239	3,789			183,103
2025		79,338	16,816	42,940			36,982	3,239	3,789			183,103
2026		79,338	16,816	42,940			36,982	3,239	3,789			183,103
2027		79,338	16,816	42,940			36,982	3,239	3,789			183,103
2028		79,338	16,816	42,940			36,982	3,239	3,789			183,103
2029		79,338	16,816	42,940			36,982	3,239	3,789			183,103
2030		79,338	16,816	42,940			36,982	3,239	3,789			183,103
2031		79,338	16,816	42,940			36,982	3,239	3,789			183,103
2032		79,338	16,816	42,940			36,982	3,239	3,789			183,103
2033		79,338	16,816	42,940			40,067	3,239	3,789			186,188
2034		79,338	16,816	42,940				3,239	3,789			146,121
2035		79,338	16,816	42,940				3,239	3,789			146,121
2036		79,338	16,816	42,940				3,239	3,789			146,121
2037		79,338	16,816	42,940				3,239	3,789			146,121
2038		79,338	16,816	42,940				3,239	3,789			146,121
2039		79,338	16,816	42,940				3,239	3,789			146,121
2040		79,338	16,816	42,940				3,239	3,789			146,121
2041		79,338	16,816	42,940				3,239	3,789			146,121
2042		79,338	16,816	42,940				3,239	3,789			146,121
2043		79,338	16,816	42,940				3,239	3,789			146,121
2044		79,338	16,816	42,940				3,239	3,789			146,121
2045-2046			24,745	375,725			-	485,511	345,113			1,231,094
	61,036	2,300,802	512,409	1,620,985	76,431	470,347	668,761	579,433	454,984	218,470	6,042,781	13,006,438
PRINCIPAL	49,725	1,339,640	285,632	1,112,022	67,756	394,284	448,438	479,034	378,864	203,746	4,760,000	9,519,139
INTEREST	11,312	961,162	226,777	508,963	8,675	76,064	220,322	100,399	76,119	14,724	1,282,781	3,487,298

Computation of Legal Debt Margin

The legal debt limit is 3% and is only subject to general obligation bonds. Gunnison County has no general obligation bonded debt. Therefore, the historical table "Ratio of Annual Debt Service Expenditures for General Bonded Debt to Total General Expenditure" is not included.

Computation of legal debt limit:		
2015 actual valuation, per Assessor		$4,710,947,040
Legal debt limit percentage *		3%
Legal Debt Limit		**$ 141,328,411**
Total long-term borrowing	$ 25,220,000	
Less: Certificates of Participation	(25,220,000)	
Net borrowing applicable to debt limit		-0-
Legal Debt Margin		**$ 141,328,411**

*Source: Colorado Revised Statutes 30-26-301

In September, 2010 Gunnison County issued $18,000,000 in Certificates of Participation. The proceeds from the issuance were used to construct the new Public Works facility and the new County Jail facility.

The $730,000 Series 2010A Tax-exempt COP's have all matured.
The remainder of the $17,270,000 Series 2010B Taxable COP's (BAB's) mature as follows:

Build America Serial Certificates:

7/15/2016	$ 425,000
7/15/2017	$ 430,000
7/15/2018	$ 440,000
7/15/2019	$ 450,000
7/15/2020	$ 465,000
	$ 2,210,000

Build America Term Certificates:

7/15/2023	$ 1,480,000
7/15/2030	$ 4,130,000
7/15/2040	$ 8,220,000
	$13,830,000
Total, all series	$16,040,000

The Build America Bonds receive a 35% reimbursement for interest paid. Lease-purchase arrangements are subject to annual appropriations. A schedule, by years, of future minimum lease payments under the lease agreement as of December 31, 2010 is as follows:

Years	Base Principal	Base Interest	Total
2011	335,000	830,237	1,165,237
2012	395,000	944,855	1,339,855
2013	405,000	936,955	1,341,955
2014	410,000	927,843	1,337,843
2015	415,000	917,388	1,332,388
2016-2025	4,760,000	8,247,678	13,007,678
2026-2035	6,770,000	5,157,924	11,927,924
2036-2040	4,510,000	850,150	5,360,150
Total	18,000,000	18,813,028	36,813,028

In December, 2013 Gunnison County issued $9,710,000 in Certificates of Participation. The proceeds from the issuance are for the construction of a new courthouse.

The balance of the $9,710,000 Series 2013 Certificates of Participation mature as follows:

2016	260,000
2017	265,000
2018	270,000
2019	280,000
2020	285,000
2021	295,000
2022	305,000
2023	315,000
2024	330,000
2025	340,000
2026	355,000
2027	370,000
2028	385,000
2029	405,000
2030	425,000
2031	450,000
2032	470,000
2033	495,000

2038	2,880,000
	9,180,000

Lease-purchase arrangements are subject to annual appropriations. A schedule, by years, of future minimum lease payments under the lease agreement as of December 30, 2015 is as follows:

Years	Base Principal	Base Interest	Total
2016	260,000	411,762	671,762
2017	265,000	406,563	671,563
2018	270,000	401,263	671,263
2019-2028	3,260,000	3,446,100	6,706,100
2029-2038	5,125,000	1,583,712	6,708,712
	9,180,000	6,249,400	15,429,400

Credit ratings assigned by rating agencies are a determinant of successful debt and lease financing. Strong ratings enhance the County's overall reputation through its demonstrated sound financial position. High ratings help ensure that the County's bonds are attractive investments in the bond market.

In August 2010, Gunnison County received an underlying credit rating from Moody's of Aa2 and Standard & Poor's of AA. The 2010 debt issue was rated as Aa3 and AA- due to the Colorado annual appropriation requirement. The 2013 debt issue was rated as AA- by Standard & Poor's.

Moody's and Standard & Poor's Credit Ratings

Investment Grade:	**Moody's**	**Standard & Poor's**
Exceptional	Aaa, Aaa1, Aaa2, Aaa3	AAA, AAA-, AA+
Excellent	Aa, Aa1, Aa2, Aa3	AA, AA-, A+
Good	A, A1, A2, A3	A, A-, BBB+
Adequate	Baa, Baa1, Baa2, Baa3	BBB, BBB-, BB+
Speculative Grade:		
Questionable	Ba, Ba1, Ba2, Ba3	BB, BB-, B+
Poor	B, B1, B2, B3	B, B-, CCC+

Very Poor	Caa, Caa1, Caa2, Caa3	CCC, CCC-, CC+
Extremely Poor	Ca, Ca1, Ca2, Ca3	CC,CC-, C+
Lowest	C	C

Fund Summaries

Summary of the Revenues and Expenditures of all Appropriated Funds

General Fund

Summary of Fund Resources

	2014 Actual	2015 Budget	2015 Projected	2016 Budget
Revenues				
Taxes	7,615,297	8,060,770	8,134,574	8,558,350
Licenses and Permits	311,132	279,545	374,150	315,995
Intergovernmental	2,150,393	2,357,559	2,562,115	1,524,588
Charges for Services	561,135	544,171	538,841	479,852
Contributions and Other Grants	128,756	144,646	153,790	256,450
Fines & Forfeitures	92,451	72,000	78,000	74,000
Investment Income	46,199	31,750	76,900	48,350
Interfund Revenues	694,619	631,299	662,030	631,099
Transfers In	1,912,946	1,375,186	1,908,209	1,558,308
Other Financing Sources/Misc.	153,173	130,676	419,673	130,900
Total Revenues	**13,666,101**	**13,627,602**	**14,908,282**	**13,577,892**
Expenditures				
Personnel	6,934,227	7,414,889	7,339,898	7,536,547
Supplies	438,374	505,485	440,170	512,649
Purchased Services	2,987,624	3,333,698	3,390,411	3,558,985
Community Prgms/Contributions	437,282	157,196	258,603	153,848
Financing Costs	60,123	144,998	305,977	42,870
Transfers Out	1,471,457	4,972,785	4,184,038	663,014
Capital Outlay	88,517	452,724	429,036	413,721
Miscellaneous (Extraordinary/Special)	883,588	1,480,564	1,120,929	1,397,724
Total Expenditures	**13,301,191**	**18,462,339**	**17,469,062**	**14,279,358**
Excess Revenues (Expenditures)	**364,910**	**(4,834,737)**	**(2,560,780)**	**(701,466)**

Fund Balance				
Beginning	6,902,077	8,307,446	7,266,987	4,706,206
Ending	**7,266,987**	**3,472,709**	**4,706,206**	**4,004,741**
Ending Fund Balance % of Total Expenditures				28.05%
Ending Fund Balance Analysis				
Unreserved Fund Balance	4,206,843	2,663,918	3,996,672	3,229,057
Hospital Bond Guarantee	750,000	0	0	0
Water Resources Protection	86,675	81,989	87,025	87,375
Workforce Impact Fees	611,639	726,803	622,509	688,309
Courthouse Renovation Reserve	1,611,829	0	0	0
Series 2010 Bond Reserve	0	0	0	0
Total Ending Fund Balance	**7,266,986**	**3,472,709**	**4,706,206**	**4,004,741**
Ending Unreserved Fund Balance % of Total Operational Expenditures				25.34%

Road & Bridge Fund

Summary of Fund Resources

	2014 Actual	2015 Budget	2015 Projected	2016 Budget
Revenues				
Taxes	173,173	170,000	180,000	170,000
Licenses and Permits	10,499	12,500	10,400	10,500
Intergovernmental	4,323,151	4,460,378	3,922,428	4,212,143
Charges for Services	53,406	2,120	58,790	2,220
Contributions and Other Grants	0	0	0	0
Fines & Forfeitures	0	0	40	40
Investment Income	9,838	10,000	9,000	9,000
Interfund Revenues	938	650	50	500
Transfers In	151,523	148,545	148,545	274,131
Other Financing Sources/Misc.	38,143	47,321	52,621	47,321
Total Revenues	**4,760,671**	**4,851,514**	**4,381,874**	**4,725,855**
Expenditures				
Personnel	1,966,461	2,188,080	2,133,178	2,316,203
Supplies	816,317	1,028,070	844,974	741,570
Purchased Services	1,779,649	1,732,006	1,315,719	1,609,252
Community Prgms/Contributions	0	0	0	0
Financing Costs	223	928	928	928
Transfers Out	274,330	413,267	413,267	385,014
Capital Outlay	76,368	530,716	368,390	812,062
Miscellaneous (Extraordinary/Special)	6,373	18,720	6,100	6,100
Total Expenditures	**4,919,720**	**5,911,787**	**5,082,556**	**5,871,129**
Excess Revenues (Expenditures)	**(159,048)**	**(1,060,273)**	**(700,682)**	**(1,145,274)**

Fund Balance				
Beginning	2,265,464	1,503,150	2,106,416	1,405,733
Ending	**2,106,416**	**442,877**	**1,405,733**	**260,459**
Ending Fund Balance % of Total Expenditures				4.44%

Human Services Fund

Summary of Fund Resources

	2014 Actual	2015 Budget	2015 Projected	2016 Budget
Revenues				
Taxes	284,088	278,368	266,477	303,875
Licenses and Permits	0	0	0	0
Intergovernmental	3,664,936	3,917,613	3,621,353	4,154,730
Charges for Services	1,446	445	605	600
Contributions and Other Grants	3,470	1,000	2,375	2,375
Fines & Forfeitures	0	0	0	0
Investment Income	0	0	0	0
Interfund Revenues	0	0	0	0
Transfers In	0	0	0	0
Other Financing Sources/Misc.	3,478	1,750	1,700	1,750
Total Revenues	**3,957,418**	**4,199,176**	**3,892,510**	**4,463,330**
Expenditures				
Personnel	1,168,101	1,291,188	1,270,016	1,386,657
Supplies	34,208	12,268	20,371	11,740
Purchased Services	292,394	365,506	338,711	361,296
Community Prgms/Contributions	2,280,391	2,384,532	2,205,021	2,441,564
Financing Costs	0	0	0	0
Transfers Out	138,817	152,000	140,000	134,000
Capital Outlay	0	0	0	0
Miscellaneous (Extraordinary/Special)	0	0	(108,682)	2,795
Total Expenditures	**3,913,911**	**4,205,494**	**3,865,437**	**4,338,052**
Excess Revenues (Expenditures)	**43,507**	**(6,318)**	**27,073**	**125,278**

Fund Balance				
Beginning	519,529	531,487	563,036	590,109
Ending	**563,036**	**525,169**	**590,109**	**715,387**
Ending Fund Balance % of Total Expenditures				16.49%

Public Health Agency Fund

Summary of Fund Resources

	2014 Actual	2015 Budget	2015 Projected	2016 Budget
Revenues				
Taxes	0	0	0	0
Licenses and Permits	0	0	0	0
Intergovernmental	224,289	221,433	303,914	332,277
Charges for Services	24,583	29,500	20,840	56,000
Contributions and Other Grants	12,715	12,141	11,241	41,754
Fines & Forfeitures	0	0	0	0
Investment Income	0	0	0	0
Interfund Revenues	0	0	0	0
Transfers In	171,000	237,818	243,118	272,900
Other Financing Sources/Misc.	65,634	64,000	75,000	75,000
Total Revenues	**498,220**	**564,892**	**654,113**	**777,931**
Expenditures				
Personnel	275,403	296,519	314,100	423,593
Supplies	86,836	90,820	108,523	128,205
Purchased Services	64,405	69,704	90,773	106,035
Community Prgms/Contributions	8,139	0	0	0
Financing Costs	0	0	0	0
Transfers Out	110,968	113,662	113,662	117,900
Capital Outlay	0	0	4,232	0
Miscellaneous (Extraordinary/Special)	0	0	0	0
Total Expenditures	**545,752**	**570,705**	**631,290**	**775,733**
Excess Revenues (Expenditures)	**(47,531)**	**(5,813)**	**22,823**	**2,198**

Fund Balance				
Beginning	24,793	23,316	(22,738)	85
Ending	**(22,738)**	**17,503**	**85**	**2,283**
Ending Fund Balance % of Total Expenditures				0.29%

Conservation Trust Fund

Summary of Fund Resources

	2014 Actual	2015 Budget	2015 Projected	2016 Budget
Revenues				
Taxes	0	0	0	0
Licenses and Permits	0	0	0	0
Intergovernmental	54,033	50,000	52,060	50,000
Charges for Services	0	0	0	0
Contributions and Other Grants	0	0	0	0
Fines & Forfeitures	0	0	0	0
Investment Income	280	350	354	350
Interfund Revenues	0	0	0	0
Transfers In	0	0	0	0
Other Financing Sources/Misc.	0	0	0	0
Total Revenues	**54,313**	**50,350**	**52,414**	**50,350**
Expenditures				
Personnel	0	0	0	0
Supplies	0	0	0	0
Purchased Services	361	500	500	500
Community Prgms/Contributions	0	0	0	0
Financing Costs	3	40	40	40
Transfers Out	23,000	108,500	47,124	71,000
Capital Outlay	0	0	0	0
Miscellaneous (Extraordinary/Special)	0	0	0	0
Total Expenditures	**23,364**	**109,040**	**47,664**	**71,540**
Excess Revenues (Expenditures)	**30,949**	**(58,690)**	**4,750**	**(21,190)**

Fund Balance				
Beginning	52,253	79,063	83,202	87,952
Ending	**83,202**	**20,373**	**87,952**	**66,762**
Ending Fund Balance % of Total Expenditures				93.32%

Sales Tax Fund

Summary of Fund Resources

	2014 Actual	2015 Budget	2015 Projected	2016 Budget
Revenues				
Taxes	1,628,369	1,597,000	1,734,112	1,734,000
Licenses and Permits	0	0	0	0
Intergovernmental	0	0	0	0
Charges for Services	0	0	0	0
Contributions and Other Grants	0	0	0	0
Fines & Forfeitures	4,692	0	9,770	6,800
Investment Income	3,768	1,200	9,000	5,000
Interfund Revenues	0	0	0	0
Transfers In	67,936	0	0	0
Other Financing Sources/Misc.	0	0	0	0
Total Revenues	**1,704,765**	**1,598,200**	**1,752,882**	**1,745,800**
Expenditures				
Personnel	0	0	0	0
Supplies	0	0	0	0
Purchased Services	37,354	31,331	33,954	35,152
Community Prgms/Contributions	19,817	0	20,000	20,000
Financing Costs	162,204	162,266	162,267	113,386
Transfers Out	1,745,298	1,159,136	1,113,814	1,576,749
Capital Outlay	0	20,000	0	0
Miscellaneous (Extraordinary/Special)	0	0	0	0
Total Expenditures	**1,964,672**	**1,372,733**	**1,330,035**	**1,745,287**
Excess Revenues (Expenditures)	**(259,907)**	**225,467**	**422,847**	**513**

Fund Balance				
Beginning	1,556,954	1,211,642	1,297,047	1,719,894
Ending	**1,297,047**	**1,437,109**	**1,719,894**	**1,720,407**
Ending Fund Balance % of Total Expenditures				98.57%

Land Preservation Fund

Summary of Fund Resources

	2014 Actual	2015 Budget	2015 Projected	2016 Budget
Revenues				
Taxes	338,352	345,119	345,119	345,119
Licenses and Permits	0	0	0	0
Intergovernmental	0	0	0	0
Charges for Services	0	0	0	0
Contributions and Other Grants	0	0	0	0
Fines & Forfeitures	0	0	0	0
Investment Income	918	700	700	700
Interfund Revenues	0	0	0	0
Transfers In	0	0	0	0
Other Financing Sources/Misc.	0	0	0	0
Total Revenues	**339,270**	**345,819**	**345,819**	**345,819**
Expenditures				
Personnel	0	0	0	0
Supplies	0	0	0	0
Purchased Services	3,248	4,524	4,465	4,465
Community Prgms/Contributions	182,335	325,000	480,000	394,620
Financing Costs	12	10	10	10
Transfers Out	0	0	0	0
Capital Outlay	0	0	0	0
Miscellaneous (Extraordinary/Special)	0	0	0	0
Total Expenditures	**185,596**	**329,534**	**484,475**	**399,095**
Excess Revenues (Expenditures)	**153,675**	**16,285**	**(138,656)**	**(53,276)**

Fund Balance				
Beginning	173,333	152,875	327,008	188,352
Ending	**327,008**	**169,160**	**188,352**	**135,076**
Ending Fund Balance % of Total Expenditures				33.85%

Mosquito Control Fund

Summary of Fund Resources

	2014 Actual	2015 Budget	2015 Projected	2016 Budget
Revenues				
Taxes	58,591	59,623	59,623	60,826
Licenses and Permits	0	0	0	0
Intergovernmental	14,625	14,906	14,906	15,207
Charges for Services	0	0	0	0
Contributions and Other Grants	0	0	0	0
Fines & Forfeitures	0	0	0	0
Investment Income	110	120	175	150
Interfund Revenues	0	0	0	0
Transfers In	14,625	14,906	14,906	15,207
Other Financing Sources/Misc.	0	0	0	0
Total Revenues	**87,951**	**89,555**	**89,610**	**91,390**
Expenditures				
Personnel	0	0	0	0
Supplies	0	0	0	0
Purchased Services	94,154	88,322	88,095	89,825
Community Prgms/Contributions	0	0	0	0
Financing Costs	0	0	0	0
Transfers Out	1,271	1,113	1,113	1,200
Capital Outlay	0	0	0	0
Miscellaneous (Extraordinary/Special)	0	0	0	0
Total Expenditures	**95,425**	**89,435**	**89,208**	**91,025**
Excess Revenues (Expenditures)	**(7,474)**	**120**	**402**	**365**

Fund Balance				
Beginning	17,922	10,264	10,448	10,850
Ending	**10,448**	**10,384**	**10,850**	**11,215**
Ending Fund Balance % of Total Expenditures				12.32%

Sage Grouse Trust Fund

Summary of Fund Resources

	2014 Actual	2015 Budget	2015 Projected	2016 Budget
Revenues				
Taxes	0	0	0	0
Licenses and Permits	0	0	0	0
Intergovernmental	0	0	0	0
Charges for Services	62,393	64,598	65,000	65,000
Contributions and Other Grants	0	0	0	0
Fines & Forfeitures	0	0	0	0
Investment Income	324	200	300	200
Interfund Revenues	0	0	0	0
Transfers In	0	0	0	0
Other Financing Sources/Misc.	0	0	0	0
Total Revenues	**62,717**	**64,798**	**65,300**	**65,200**
Expenditures				
Personnel	0	0	0	0
Supplies	0	0	0	0
Purchased Services	2,670	2,800	2,100	2,100
Community Prgms/Contributions	8,250	15,000	5,000	0
Financing Costs	3	0	0	0
Transfers Out	81,411	83,570	83,570	85,814
Capital Outlay	0	0	0	0
Miscellaneous (Extraordinary/Special)	0	0	0	0
Total Expenditures	**92,334**	**101,370**	**90,670**	**87,914**
Excess Revenues (Expenditures)	**(29,617)**	**(36,572)**	**(25,370)**	**(22,714)**

Fund Balance				
Beginning	97,253	60,379	67,636	42,266
Ending	**67,636**	**23,807**	**42,266**	**19,552**
Ending Fund Balance % of Total Expenditures				22.24%

Risk Management Fund

Summary of Fund Resources

	2014 Actual	2015 Budget	2015 Projected	2016 Budget
Revenues				
Taxes	0	0	0	0
Licenses and Permits	0	0	0	0
Intergovernmental	0	0	0	0
Charges for Services	0	0	0	0
Contributions and Other Grants	0	0	0	0
Fines & Forfeitures	0	0	0	0
Investment Income	2,232	1,500	2,700	2,300
Interfund Revenues	83,799	63,500	63,500	63,500
Transfers In	0	0	0	0
Other Financing Sources/Misc.	0	0	0	0
Total Revenues	**86,031**	**65,000**	**66,200**	**65,800**
Expenditures				
Personnel	0	0	0	0
Supplies	0	0	0	0
Purchased Services	158	32,976	20,200	30,300
Community Prgms/Contributions	0	0	0	0
Financing Costs	21	150	150	150
Transfers Out	0	0	0	0
Capital Outlay	0	0	0	0
Miscellaneous (Extraordinary/Special)	7,896	51,874	51,874	52,000
Total Expenditures	**8,075**	**85,000**	**72,224**	**82,450**
Excess Revenues (Expenditures)	**77,956**	**(20,000)**	**(6,024)**	**(16,650)**

Fund Balance				
Beginning	538,969	540,069	616,925	610,901
Ending	**616,925**	**520,069**	**610,901**	**594,251**
Ending Fund Balance % of Total Expenditures				720.74%

Housing Authority Fund

Summary of Fund Resources

	2014 Actual	2015 Budget	2015 Projected	2016 Budget
Revenues				
Taxes	0	0	0	0
Licenses and Permits	0	0	0	0
Intergovernmental	9,206	0	0	0
Charges for Services	5,073	5,104	5,104	5,104
Contributions and Other Grants	0	0	0	0
Fines & Forfeitures	2,530	0	0	0
Investment Income	437	600	300	200
Interfund Revenues	0	0	0	0
Transfers In	17,600	10,000	10,000	10,000
Other Financing Sources/Misc.	78,701	68,784	62,383	47,383
Total Revenues	**113,547**	**84,488**	**77,787**	**62,687**
Expenditures				
Personnel	75	0	0	0
Supplies	162	0	0	0
Purchased Services	61,053	45,251	43,467	33,196
Community Prgms/Contributions	0	0	0	0
Financing Costs	2,552	2,527	2,620	2,620
Transfers Out	97,088	19,717	19,717	29,484
Capital Outlay	10,000	0	0	0
Miscellaneous (Extraordinary/Special)	0	0	0	0
Total Expenditures	**170,930**	**67,495**	**65,804**	**65,300**
Excess Revenues (Expenditures)	**(57,383)**	**16,993**	**11,983**	**(2,613)**

Fund Balance				
Beginning	124,209	55,919	66,826	78,809
Ending	**66,826**	**72,912**	**78,809**	**76,196**
Ending Fund Balance % of Total Expenditures				116.69%

Marketing District Fund

Summary of Fund Resources

	2014 Actual	2015 Budget	2015 Projected	2016 Budget
Revenues				
Taxes	1,376,213	1,140,000	1,400,000	1,300,000
Licenses and Permits	0	0	0	0
Intergovernmental	0	0	0	0
Charges for Services	0	0	0	0
Contributions and Other Grants	0	0	0	0
Fines & Forfeitures	9,657	1,400	5,700	5,700
Investment Income	1,074	1,000	1,800	1,800
Interfund Revenues	0	0	0	0
Transfers In	0	0	0	0
Other Financing Sources/Misc.	0	0	0	0
Total Revenues	**1,386,943**	**1,142,400**	**1,407,500**	**1,307,500**
Expenditures				
Personnel	0	0	0	0
Supplies	0	0	0	0
Purchased Services	1,240,885	1,197,084	1,371,805	1,439,120
Community Prgms/Contributions	0	0	0	0
Financing Costs	18	100	50	50
Transfers Out	23,029	18,312	18,312	17,824
Capital Outlay	0	0	0	0
Miscellaneous (Extraordinary/Special)	10,200	10,257	10,200	13,250
Total Expenditures	**1,274,132**	**1,225,753**	**1,400,367**	**1,470,244**
Excess Revenues (Expenditures)	**112,811**	**(83,353)**	**7,133**	**(162,744)**

Fund Balance				
Beginning	529,529	397,983	642,340	649,473
Ending	**642,340**	**314,630**	**649,473**	**486,729**
Ending Fund Balance % of Total Expenditures				33.11%

Transportation Authority Fund

Summary of Fund Resources

	2014 Actual	2015 Budget	2015 Projected	2016 Budget
Revenues				
Taxes	1,242,950	1,177,500	1,289,211	2,535,830
Licenses and Permits	0	0	0	0
Intergovernmental	181,650	221,959	221,959	651,100
Charges for Services	0	0	0	0
Contributions and Other Grants	0	2,500	2,500	0
Fines & Forfeitures	2,078	0	3,000	2,000
Investment Income	3,167	3,000	9,000	10,000
Interfund Revenues	0	0	0	0
Transfers In	0	0	0	0
Other Financing Sources/Misc.	0	0	185,725	0
Total Revenues	**1,429,845**	**1,404,959**	**1,711,395**	**3,198,930**
Expenditures				
Personnel	0	0	0	0
Supplies	87,243	142,318	89,300	142,200
Purchased Services	301,935	352,460	354,955	594,450
Community Prgms/Contributions	500	0	0	0
Financing Costs	46	50	50	50
Transfers Out	27,254	204,054	140,910	447,500
Capital Outlay	25,000	0	0	1,100,000
Miscellaneous (Extraordinary/Special)	580,531	534,989	691,780	1,960,070
Total Expenditures	**1,022,509**	**1,233,871**	**1,276,995**	**4,244,270**
Excess Revenues (Expenditures)	**407,336**	**171,088**	**434,400**	**(1,045,340)**

Fund Balance				
Beginning	918,562	1,235,663	1,325,898	1,760,298
Ending	**1,325,898**	**1,406,751**	**1,760,298**	**714,958**
Ending Fund Balance % of Total Expenditures				16.85%

Public Trustee Agency Fund

Summary of Fund Resources

	2014 Actual	2015 Budget	2015 Projected	2016 Budget
Revenues				
Taxes	0	0	0	0
Licenses and Permits	0	0	0	0
Intergovernmental	0	0	0	0
Charges for Services	99,225	61,000	66,000	61,000
Contributions and Other Grants	0	0	0	0
Fines & Forfeitures	0	0	0	0
Investment Income	0	0	0	0
Interfund Revenues	0	0	0	0
Transfers In	57,200	61,514	61,514	61,514
Other Financing Sources/Misc.	16	0	0	0
Total Revenues	**156,440**	**122,514**	**127,514**	**122,514**
Expenditures				
Personnel	78,490	68,978	68,469	66,516
Supplies	653	600	580	500
Purchased Services	7,091	6,936	6,357	7,187
Community Prgms/Contributions	0	0	0	0
Financing Costs	0	0	0	0
Transfers Out	0	0	0	0
Capital Outlay	0	0	0	0
Miscellaneous (Extraordinary/Special)	72,362	46,000	46,000	46,000
Total Expenditures	**158,596**	**122,514**	**121,406**	**120,203**
Excess Revenues (Expenditures)	**(2,156)**	**0**	**6,108**	**2,311**

Fund Balance				
Beginning	43,559	43,559	41,403	47,511
Ending	**41,403**	**43,559**	**47,511**	**49,822**
Ending Fund Balance % of Total Expenditures				41.45%

Debt Service Fund

Summary of Fund Resources

	2014 Actual	2015 Budget	2015 Projected	2016 Budget
Revenues				
Taxes	0	0	0	0
Licenses and Permits	0	0	0	0
Intergovernmental	301,363	297,967	297,646	297,646
Charges for Services	0	0	0	0
Contributions and Other Grants	0	0	0	0
Fines & Forfeitures	0	0	0	0
Investment Income	3,858	2,500	2,722	2,500
Interfund Revenues	0	0	0	0
Transfers In	1,020,448	1,407,814	1,422,837	1,566,622
Other Financing Sources/Misc.	0	0	0	0
Total Revenues	**1,325,669**	**1,708,281**	**1,723,205**	**1,866,768**
Expenditures				
Personnel	0	0	0	0
Supplies	0	0	0	0
Purchased Services	0	0	0	0
Community Prgms/Contributions	0	0	0	0
Financing Costs	2,004,706	2,008,281	2,008,281	2,006,768
Transfers Out	0	0	0	0
Capital Outlay	0	0	0	0
Miscellaneous (Extraordinary/Special)	0	0	0	0
Total Expenditures	**2,004,706**	**2,008,281**	**2,008,281**	**2,006,768**
Excess Revenues (Expenditures)	**(679,038)**	**(300,000)**	**(285,076)**	**(140,000)**

Fund Balance				
Beginning	1,108,750	430,854	429,712	144,636
Ending	**429,712**	**130,854**	**144,636**	**4,636**
Ending Fund Balance % of Total Expenditures				0.23%

Airport Construction Fund

Summary of Fund Resources

	2014 Actual	2015 Budget	2015 Projected	2016 Budget
Revenues				
Taxes	0	0	0	0
Licenses and Permits	0	0	0	0
Intergovernmental	211,442	2,462,740	3,193,154	772,814
Charges for Services	117,265	108,000	80,000	108,000
Contributions and Other Grants	0	0	0	0
Fines & Forfeitures	0	0	0	0
Investment Income	219	125	1,165	1,500
Interfund Revenues	0	0	0	0
Transfers In	106,316	0	0	0
Other Financing Sources/Misc.	290,000	0	0	0
Total Revenues	**725,241**	**2,570,865**	**3,274,319**	**882,314**
Expenditures				
Personnel	0	0	0	0
Supplies	15	0	0	0
Purchased Services	154,702	796,147	734,962	650,213
Community Prgms/Contributions	0	0	0	0
Financing Costs	419,583	23,637	23,629	13,639
Transfers Out	0	0	891,997	0
Capital Outlay	93,931	1,804,106	1,470,288	174,315
Miscellaneous (Extraordinary/Special)	0	0	0	0
Total Expenditures	**668,231**	**2,623,890**	**3,120,876**	**838,167**
Excess Revenues (Expenditures)	**57,011**	**(53,025)**	**153,443**	**44,147**

Fund Balance				
Beginning	97,059	56,237	154,070	307,512
Ending	**154,070**	**3,212**	**307,512**	**351,659**
Ending Fund Balance % of Total Expenditures				41.96%

Capital Expenditures Fund

Summary of Fund Resources

	2014 Actual	2015 Budget	2015 Projected	2016 Budget
Revenues				
Taxes	0	0	0	0
Licenses and Permits	0	0	0	0
Intergovernmental	764,569	663,285	508,696	89,863
Charges for Services	0	0	0	0
Contributions and Other Grants	0	0	0	0
Fines & Forfeitures	0	0	0	0
Investment Income	2,311	350	5,680	100
Interfund Revenues	0	0	0	0
Transfers In	966,862	4,492,342	3,428,149	30,000
Other Financing Sources/Misc.	0	0	174,900	0
Total Revenues	**1,733,742**	**5,155,977**	**4,117,425**	**119,963**
Expenditures				
Personnel	0	0	1,168	0
Supplies	4,094	500	431	0
Purchased Services	2,304,305	146,912	4,214,819	17,863
Community Prgms/Contributions	0	0	0	0
Financing Costs	2,512	20	0	0
Transfers Out	726	98,000	25	33,000
Capital Outlay	8,918,390	6,253,402	304,676	90,000
Miscellaneous (Extraordinary/Special)	0	116,837	0	12,000
Total Expenditures	**11,230,027**	**6,615,671**	**4,521,119**	**152,863**
Excess Revenues (Expenditures)	**(9,496,285)**	**(1,459,694)**	**(403,694)**	**(32,900)**

Fund Balance				
Beginning	11,588,629	3,054,452	2,092,344	1,688,650
Ending	**2,092,344**	**1,594,758**	**1,688,650**	**1,655,750**
Ending Fund Balance % of Total Expenditures				1083.16%

Airport Operations Fund

Summary of Fund Resources

	2014 Actual	2015 Budget	2015 Projected	2016 Budget
Revenues				
Taxes	0	0	0	0
Licenses and Permits	0	0	0	0
Intergovernmental	43,247	41,500	29,201	41,500
Charges for Services	476,153	411,000	430,622	461,500
Contributions and Other Grants	0	0	0	0
Fines & Forfeitures	4,128	2,700	2,700	2,700
Investment Income	2,966	2,800	3,984	2,800
Interfund Revenues	0	0	0	0
Transfers In	0	0	0	0
Other Financing Sources/Misc.	730,255	695,623	730,757	717,845
Total Revenues	**1,256,750**	**1,153,623**	**1,197,264**	**1,226,345**
Expenditures				
Personnel	643,898	658,366	634,644	750,206
Supplies	66,561	89,670	81,291	111,070
Purchased Services	260,729	304,727	288,083	315,722
Community Prgms/Contributions	0	7,500	7,500	7,500
Financing Costs	4,109	4,481	4,231	4,481
Transfers Out	166,000	65,862	65,862	76,284
Capital Outlay	26,273	0	17,182	500
Miscellaneous (Extraordinary/Special)	280	0	0	0
Total Expenditures	**1,167,850**	**1,130,606**	**1,098,793**	**1,265,763**
Excess Revenues (Expenditures)	**88,900**	**23,017**	**98,471**	**(39,418)**

Available Resources				
Beginning	711,116	644,018	800,016	898,487
Ending	**800,016**	**667,035**	**898,487**	**859,069**
Ending Available Resources % of Total Expenditures				67.87%

Sewer District Fund

Summary of Fund Resources

	2014 Actual	2015 Budget	2015 Projected	2016 Budget
Revenues				
Taxes	0	0	0	0
Licenses and Permits	0	0	0	0
Intergovernmental	0	0	0	0
Charges for Services	514,551	517,013	508,827	536,329
Contributions and Other Grants	0	0	0	0
Fines & Forfeitures	3,757	2,980	2,890	2,980
Investment Income	4,777	3,980	5,000	3,500
Interfund Revenues	0	0	0	0
Transfers In	0	0	0	0
Other Financing Sources/Misc.	0	0	0	0
Total Revenues	**523,084**	**523,973**	**516,717**	**542,809**
Expenditures				
Personnel	47,894	74,656	60,683	79,380
Supplies	3,822	8,833	8,233	9,733
Purchased Services	220,257	194,186	205,420	205,864
Community Prgms/Contributions	0	0	0	0
Financing Costs	114,903	115,351	115,351	115,351
Transfers Out	67,816	79,339	79,339	78,143
Capital Outlay	10,721	45,000	53,000	46,000
Miscellaneous (Extraordinary/Special)	0	0	0	0
Total Expenditures	**465,413**	**517,365**	**522,026**	**534,471**
Excess Revenues (Expenditures)	**57,671**	**6,608**	**(5,309)**	**8,338**

Available Resources				
Beginning	852,598	865,133	910,269	904,960
Ending	**910,269**	**871,741**	**904,960**	**913,298**
Ending Available Resources % of Total Expenditures				170.88%

Water District Fund

Summary of Fund Resources

	2014 Actual	2015 Budget	2015 Projected	2016 Budget
Revenues				
Taxes	0	0	0	0
Licenses and Permits	0	0	0	0
Intergovernmental	0	0	0	0
Charges for Services	310,411	300,810	299,430	297,350
Contributions and Other Grants	0	0	0	0
Fines & Forfeitures	0	0	0	0
Investment Income	1,594	1,300	2,100	1,600
Interfund Revenues	0	0	0	0
Transfers In	43,229	85,180	52,180	88,608
Other Financing Sources/Misc.	5,904	15,915	15,915	15,160
Total Revenues	**361,138**	**403,205**	**369,625**	**402,718**
Expenditures				
Personnel	105,302	89,223	114,579	95,065
Supplies	14,285	22,345	17,275	19,775
Purchased Services	70,049	102,637	92,907	90,585
Community Prgms/Contributions	2,000	2,500	2,500	2,500
Financing Costs	50,955	51,148	51,148	51,148
Transfers Out	36,081	37,644	37,644	20,928
Capital Outlay	0	60,000	25,000	70,000
Miscellaneous (Extraordinary/Special)	0	7,841	7,841	7,086
Total Expenditures	**278,672**	**373,338**	**348,894**	**357,087**
Excess Revenues (Expenditures)	**82,466**	**29,867**	**20,731**	**45,631**

Available Resources				
Beginning	474,170	547,237	556,636	577,367
Ending	**556,636**	**577,104**	**577,367**	**622,998**
Ending Available Resources % of Total Expenditures				174.47%

Solid Waste Fund

Summary of Fund Resources

	2014 Actual	2015 Budget	2015 Projected	2016 Budget
Revenues				
Taxes	0	0	0	0
Licenses and Permits	0	0	0	0
Intergovernmental	20,805	13,500	13,500	13,500
Charges for Services	692,969	722,199	726,600	726,600
Contributions and Other Grants	0	0	0	0
Fines & Forfeitures	1,538	2,000	1,900	1,900
Investment Income	9,325	6,100	11,100	8,900
Interfund Revenues	0	0	0	0
Transfers In	0	0	0	0
Other Financing Sources/Misc.	152,343	143,703	131,540	131,190
Total Revenues	**876,980**	**887,502**	**884,640**	**882,090**
Expenditures				
Personnel	372,302	400,172	539,770	444,911
Supplies	47,732	47,400	52,220	45,100
Purchased Services	279,857	1,473,462	727,580	827,740
Community Prgms/Contributions	0	0	0	0
Financing Costs	1,707	51,167	50,467	50,467
Transfers Out	97,612	102,178	102,178	62,796
Capital Outlay	5,780	0	0	0
Miscellaneous (Extraordinary/Special)	21,893	20,000	20,005	20,000
Total Expenditures	**826,884**	**2,094,379**	**1,492,220**	**1,451,014**
Excess Revenues (Expenditures)	**50,097**	**(1,206,877)**	**(607,580)**	**(568,924)**

Available Resources				
Beginning	2,484,916	2,425,884	2,535,013	1,927,433
Ending	**2,535,013**	**1,219,007**	**1,927,433**	**1,358,509**
Ending Available Resources % of Total Expenditures				93.62%

Gunnison Valley Health Fund

Summary of Fund Resources

	2014 Actual	2015 Budget	2015 Projected	2016 Budget
Revenues				
Taxes	596,157	623,700	635,440	669,793
Licenses and Permits	0	0	0	0
Intergovernmental	0	0	0	0
Charges for Services	35,708,677	35,272,612	36,175,172	37,975,150
Contributions and Other Grants	0	0	0	0
Fines & Forfeitures	0	0	0	0
Investment Income	0	0	0	0
Interfund Revenues	0	0	0	0
Transfers In	0	0	0	0
Other Financing Sources/Misc.	1,153,870	233,656	1,067,461	718,115
Total Revenues	**37,458,704**	**36,129,968**	**37,878,073**	**39,363,058**
Expenditures				
Personnel	15,532,581	17,378,924	17,390,052	18,629,053
Supplies	4,224,932	4,451,780	4,053,755	4,479,882
Purchased Services	4,715,249	5,316,932	5,030,432	5,559,081
Community Prgms/Contributions	0	0	0	0
Financing Costs	3,325,864	3,496,426	3,473,413	3,537,824
Transfers Out	0	0	0	0
Capital Outlay	649,159	1,904,679	1,624,399	1,704,370
Miscellaneous (Extraordinary/Special)	3,414,580	3,205,256	3,199,142	3,734,426
Total Expenditures	**31,862,365**	**35,753,997**	**34,771,193**	**37,644,636**
Excess Revenues (Expenditures)	**5,596,339**	**375,971**	**3,106,880**	**1,718,422**

Available Resources				
Beginning	7,050,611	12,646,950	12,646,950	15,753,830
Ending	**12,646,950**	**13,022,921**	**15,753,830**	**17,472,252**
Ending Available Resources % of Total Expenditures				46.41%

Senior Housing Fund

Summary of Fund Resources

	2014 Actual	2015 Budget	2015 Projected	2016 Budget
Revenues				
Taxes	0	0	0	0
Licenses and Permits	0	0	0	0
Intergovernmental	138,122	142,000	142,000	142,000
Charges for Services	100	0	50	50
Contributions and Other Grants	0	0	0	0
Fines & Forfeitures	298	150	150	150
Investment Income	240	290	610	290
Interfund Revenues	0	0	0	0
Transfers In	0	0	0	0
Other Financing Sources/Misc.	91,303	95,585	95,585	95,585
Total Revenues	**230,063**	**238,025**	**238,395**	**238,075**
Expenditures				
Personnel	1,728	3,574	3,678	3,648
Supplies	381	300	435	435
Purchased Services	123,752	139,463	135,212	136,207
Community Prgms/Contributions	0	0	0	0
Financing Costs	107,823	71,982	71,982	71,982
Transfers Out	0	10,000	10,000	10,000
Capital Outlay	16,812	0	129,517	0
Miscellaneous (Extraordinary/Special)	15,688	9,500	0	0
Total Expenditures	**266,184**	**234,819**	**350,824**	**222,272**
Excess Revenues (Expenditures)	**(36,121)**	**3,206**	**(112,429)**	**15,803**

Available Resources				
Beginning	199,970	162,149	163,849	51,420
Ending	**163,849**	**165,355**	**51,420**	**67,223**
Ending Available Resources % of Total Expenditures				30.24%

Assisted Living Fund

Summary of Fund Resources

	2014 Actual	2015 Budget	2015 Projected	2016 Budget
Revenues				
Taxes	0	0	0	0
Licenses and Permits	0	0	0	0
Intergovernmental	0	0	0	0
Charges for Services	0	0	0	0
Contributions and Other Grants	0	0	0	0
Fines & Forfeitures	0	0	0	0
Investment Income	0	0	0	0
Interfund Revenues	0	0	0	0
Transfers In	0	0	0	0
Other Financing Sources/Misc.	36,488	36,488	36,488	36,488
Total Revenues	**36,488**	**36,488**	**36,488**	**36,488**
Expenditures				
Personnel	0	0	0	0
Supplies	0	0	0	0
Purchased Services	0	0	0	0
Community Prgms/Contributions	0	0	0	0
Financing Costs	36,488	36,488	36,488	36,488
Transfers Out	0	0	0	0
Capital Outlay	0	0	0	0
Miscellaneous (Extraordinary/Special)	0	0	0	0
Total Expenditures	**36,488**	**36,488**	**36,488**	**36,488**
Excess Revenues (Expenditures)	**0**	**0**	**0**	**0**

Available Resources				
Beginning	3,051	3,051	3,051	3,051
Ending	**3,051**	**3,051**	**3,051**	**3,051**
Ending Available Resources % of Total Expenditures				8.36%

Internal Service Fund I

Summary of Fund Resources

	2014 Actual	2015 Budget	2015 Projected	2016 Budget
Revenues				
Taxes	0	0	0	0
Licenses and Permits	0	0	0	0
Intergovernmental	0	0	0	0
Charges for Services	2,340	8,500	2,000	2,000
Contributions and Other Grants	0	0	0	0
Fines & Forfeitures	0	0	0	0
Investment Income	6,554	5,000	11,500	6,000
Interfund Revenues	2,005,235	1,921,576	1,663,886	1,721,283
Transfers In	0	0	891,997	0
Other Financing Sources/Misc.	81,821	10,250	10,250	10,250
Total Revenues	**2,095,950**	**1,945,326**	**2,579,633**	**1,739,533**
Expenditures				
Personnel	555,316	593,931	587,891	605,129
Supplies	799,207	946,625	893,285	930,525
Purchased Services	323,713	226,275	217,068	230,244
Community Prgms/Contributions	0	0	0	0
Financing Costs	3,175	3,112	3,112	3,112
Transfers Out	116,002	115,836	999,767	75,432
Capital Outlay	256,008	610,000	610,000	660,000
Miscellaneous (Extraordinary/Special)	0	0	0	0
Total Expenditures	**2,053,421**	**2,495,779**	**3,311,123**	**2,504,442**
Excess Revenues (Expenditures)	**42,529**	**(550,453)**	**(731,490)**	**(764,909)**

Available Resources				
Beginning	2,283,651	2,099,023	2,326,180	1,594,690
Ending	**2,326,180**	**1,548,570**	**1,594,690**	**829,781**
Ending Available Resources % of Total Expenditures				33.13%

Internal Service Fund II

Summary of Fund Resources

	2014 Actual	2015 Budget	2015 Projected	2016 Budget
Revenues				
Taxes	0	0	0	0
Licenses and Permits	0	0	0	0
Intergovernmental	0	0	0	0
Charges for Services	543	200	300	200
Contributions and Other Grants	0	0	0	0
Fines & Forfeitures	0	0	0	0
Investment Income	2,381	2,000	4,300	2,000
Interfund Revenues	754,290	759,135	781,106	781,106
Transfers In	33,060	11,000	11,000	11,000
Other Financing Sources/Misc.	4,698	320	4,500	300
Total Revenues	**794,971**	**772,655**	**801,206**	**794,606**
Expenditures				
Personnel	353,263	390,566	396,371	390,781
Supplies	46,682	84,812	70,250	72,391
Purchased Services	185,923	256,990	311,142	231,898
Community Prgms/Contributions	0	0	0	0
Financing Costs	24	0	0	0
Transfers Out	87,630	87,888	87,888	82,548
Capital Outlay	42,367	220,500	181,800	160,500
Miscellaneous (Extraordinary/Special)	0	0	0	0
Total Expenditures	**715,889**	**1,040,756**	**1,047,451**	**938,118**
Excess Revenues (Expenditures)	**79,082**	**(268,101)**	**(246,245)**	**(143,512)**

Available Resources				
Beginning	601,147	615,623	680,229	433,984
Ending	**680,229**	**347,522**	**433,984**	**290,472**
Ending Available Resources % of Total Expenditures				30.96%

Internal Service Fund III

Summary of Fund Resources

	2014 Actual	2015 Budget	2015 Projected	2016 Budget
Revenues				
Taxes	0	0	0	0
Licenses and Permits	0	0	0	0
Intergovernmental	0	0	0	0
Charges for Services	0	0	0	0
Contributions and Other Grants	0	0	0	0
Fines & Forfeitures	0	0	0	0
Investment Income	5,018	5,000	6,400	6,400
Interfund Revenues	2,335,160	2,385,148	2,396,148	2,396,148
Transfers In	0	0	0	0
Other Financing Sources/Misc.	360,931	280,500	285,000	285,000
Total Revenues	**2,701,109**	**2,670,648**	**2,687,548**	**2,687,548**
Expenditures				
Personnel	7,715	19,579	19,579	9,828
Supplies	57	300	300	300
Purchased Services	361,689	384,403	395,403	395,403
Community Prgms/Contributions	0	0	0	0
Financing Costs	53	100	100	100
Transfers Out	2,565	1,442	1,442	1,452
Capital Outlay	0	0	0	0
Miscellaneous (Extraordinary/Special)	2,346,919	2,259,900	2,408,400	2,407,900
Total Expenditures	**2,718,998**	**2,665,724**	**2,825,224**	**2,814,983**
Excess Revenues (Expenditures)	**(17,889)**	**4,924**	**(137,676)**	**(127,435)**

Available Resources				
Beginning	1,374,045	888,431	1,356,156	1,218,480
Ending	**1,356,156**	**893,355**	**1,218,480**	**1,091,045**
Ending Available Resources % of Total Expenditures				38.76%

Appendix

Financial Policies

Budget Process and Policies

Budget Resolutions

Glossary of Budget-Related Terms

Glossary of Common Acronyms

Financial Policies

Purpose

The purpose of Gunnison County's financial policies is to serve as a foundation for long and short range planning, facilitate decision making, and provide direction to staff for handling the County's day-to-day financial business. These policies also serve as a blueprint to achieve the fiscal stability necessary to carry out the County's mission, vision and values. Because of the broad and diverse nature of the County's offices and departments it is critical to have written, clearly defined, financial policies which minimize the risk of developing conflicting or inconsistent goals and objectives causing negative impacts on the overall financial position of Gunnison County.

Auditing and Financial Reporting

- An independent audit will be performed annually in accordance with State law (C.R.S.29-1-603).
- The County's accounting system, Blackbaud FundWare, shall be maintained in conformance with Generally Accepted Accounting Principles (GAAP) established by the Governmental Accounting Standards Board (GASB) and with the goal of obtaining an unqualified opinion from the independent auditor.
- The County will produce its General Purpose Financial Statements (GPFS) in conformance with GAAP.

Fund Accounting

Pursuant to GASB 34 the principal role of funds in the new financial reporting model is to demonstrate fiscal accountability. While there are no limits to the number of individual funds a government elects to use, a basic principle of governmental accounting recommends that the entity use the smallest number of individual funds possible, consistent with its particular circumstances. Gunnison County has 24 funds, which are broken out into three classifications: Governmental, Proprietary and Fiduciary Funds.

The general ledger is organized on the basis of these funds and the fund's classification, and maintained in conformance with GAAP. Each fund is considered a separate accounting entity. The operations of each fund are accounted for with a separate set of self-balancing accounts that consist of assets, liabilities, fund equity, revenues and expenditures.

Basis of Budgeting and Accounting

The basis of accounting for governmental funds is modified accrual. The basis of budgeting for governmental funds is also modified accrual. The basis of accounting for proprietary funds is full accrual, and the basis of budgeting proprietary funds is full accrual. Revenues are recognized in the accounting period in which they become "available and measurable."

The County budgets on a calendar year, January 1 – December 31 for all funds. Any increase to the adopted budget requires that a supplemental budget and appropriation be approved by the Board of County Commissioners at a public hearing, with prior published notice of the proposed change (C.R.S. 29-1-109). Expenditures must not exceed appropriations approved by the Commissioners (C.R.S. 29-1-110). The appropriations are established by classification and function.

According to Colorado State Statute (C.R.S. 30-25-202), moneys credited to Capital Funds shall not revert or be transferred to any other fund. Likewise, no transfers are allowed from the General Fund into the Road & Bridge Fund per State Law (C.R.S. 30-25-106).

Definition of a Balanced Budget

The recommended budget presented annually to the Board of County Commissioners shall be balanced by fund. According to C.R.S. 29-1-103 no budget adopted shall provide for expenditures in excess of available revenues and beginning fund balances.

Fund Balances

- Each fund should maintain a fund balance at a level that will provide for a positive cash balance throughout the fiscal year, which will reduce the likelihood of having to enter into short-term debt to pay for current operating expenditures.
- Adequate fund balances will be maintained so major unplanned occurrences will not jeopardize the financial position of the County.
- In order to meet emergency obligations, avoid interruptions in cash flow, generate interest income, and maintain a sound bond rating, the County shall maintain an unassigned fund balance in its General Fund of 25% of operational expenditures. GFOA recommended practice is at a minimum no less than five to fifteen percent of regular General Fund operating revenues, or no less than one to two months of regular General Fund operating expenditures. Because of the conservative approach to maintaining sufficient resources, Gunnison County requires an unassigned fund balance in the General Fund in excess of these recommended minimums.
- Fund balance may be used as appropriate (and approved by the Board of County Commissioners) under sound management practices when current revenues are not adequate to cover current expenditures.
- Gunnison County will maintain an emergency reserve in an amount equal to at least three percent of fiscal year spending in accordance with the provisions of Article X, Section 20 of the State Constitution (TABOR Amendment).

Revenues

- The County should strive to maintain a diversified and stable revenue base; to the extent it has the legal authority to do so.
- The County should follow an aggressive policy of collecting all due and payable revenues.
- All revenue projections should be realistically calculated and budgeted.
- Funding through grants is encouraged as a means of financing a project or one-time expenditures. The County should, however, discourage the use of intergovernmental grant assistance for routine, ongoing operational costs and programming may be cancelled if grants are not sustained.

Fees and User Charges

- The County will set its fees and user charges to recover, at a minimum, the variable costs of services in order to reduce reliance on property and other taxes.
- The County should charge fees and user charges when it is allowable, when a limited and specific group of beneficiaries can be identified or when it is feasible to charge beneficiaries for services rendered. To the extent possible, fee levels should be set to

recover the full costs of the services provided, unless it is deemed necessary or desirable to subsidize the service.

- The capital and operating budgets of enterprise funds (i.e., Solid Waste Fund), shall not be subsidized by the General Fund and shall be supported wholly by fees and charges generated by the enterprise.
- As part of the budget process, the County shall annually review the fees and user charges. All changes to the schedule of fees and charges must be approved by the Board of County Commissioners.

Operating Expenditures

- The County will pay all current expenditures with current revenue.
- In accordance with Colorado State Law, Gunnison County will adopt a balanced budget for each fund.
- The County will maintain a budgetary control system to ensure adherence to the budget and will make timely reports available to management, which compare actual revenues and expenditures to budgeted amounts.
- The County will encourage the use of technology and capital investment programs that are cost effective and will manage the growth of operating costs.
- Supplemental requests for funding will be heard by the Board of County Commissioners on an as needed basis, no less than annually.
- Services that directly contribute to the BOCC Strategic Plan for the County will receive first priority for funding.
- A plan should be maintained and funded which provides for the orderly replacement of equipment.
- The County will not use long-term debt for current operational costs.

Debt

Debt is an important tool for financing capital facilities.

- The issuance of debt is in accordance with Colorado State Laws.
- Debt will not be used to finance current operating expenses. Debt should only be used for the construction of capital facilities or the purchase of capital assets. In general, the assets should not be recurring capital replacements, such as vehicles.
- The County will confine long-term borrowing to major capital purchases or projects that cannot be financed from current revenues. The County should exhaust all possible resources, such as grants and pay-as-you-go funding, before borrowing funds.
- The Board of County Commissioners is authorized to execute lease agreements on behalf of the County, including Certificates of Participation.
- When debt is approved by the voters, the County will make every effort to obtain the best possible rating and to maintain a favorable rating through prudent financial management.
- Refunding of Outstanding Debt: A refunding (or refinancing), either on a current or advance basis, will only be executed if the net present value savings (gross savings present valued at the arbitrage yield of proposed refunding issue), net of issuance costs and cash contribution to the refinancing, is at least 3%. However, in certain circumstance, a lower threshold may be justified if the refunding is being executed for reasons other than economic savings (e.g. cash flow relief).

Capital Improvement Program (CIP)

- The County will plan for its capital needs at least five years into the future in order to address needs and to earmark revenues.
- A five-year CIP shall be prepared and updated annually. Elected official offices and departments shall request items meeting the definition of capital assets through the annual capital budget process.
- The CIP incorporates a ranking method to determine priority of projects that includes project criteria weight factors and amplification factors.
- The County will strive to fund capital improvements on a pay-as-you-go basis in order to enhance its financial condition and bond rating.
- An asset is classified as a fixed asset if the cost is greater than $4,000 and its useful life is greater than one year.

Compensation

One of the largest expenditure items is salaries and benefits for Gunnison County employees. The County recognizes its employees as the greatest asset and takes pride in its ability to deliver a total compensation package that includes cash compensation, health insurance and retirement benefits, and other employee benefits that provide employees with security and opportunity.

Gunnison County is committed to compensating its employees fairly, within economically feasible parameters, while considering the competitive job market, internal equity and individual performance.

- Salary range structures should be evaluated periodically to determine the relative competitiveness of the pay structure to the job market.
- The midpoint of the salary range is the market value against which the County will assess its pay plan relative to the job market.
- All proposed salary structure adjustments require the approval of the Board of County Commissioners during the annual budget process. Equity, one-time payments and performance adjustments require the approval of the County Manager.
- Staffing shall not exceed the authorized level.
- Savings in an adopted budget that result from vacant positions are not to be used as justification for Elected Officials or Department Heads to increase expenses for operational or capital expenditure purposes.
- Gunnison County does not have a defined benefit plan for retirees.

Internal Controls

Gunnison County management is responsible for establishing and maintaining an internal control structure. Internal controls are defined as the organization and methods used to: 1) safeguard assets from loss by fraud or by unintentional errors; 2) assure the reliability of the accounting data which management may use in making decisions; and 3) promote operational efficiency and encourage adherence to adopted policies. The internal control structure is designed to provide reasonable, but not absolute, assurance that these objectives are met. The concept of reasonable assurance recognizes that the cost of control should not exceed the benefits likely to be derived and that the evaluation of costs and benefits requires estimates and judgments by management. We believe the County's internal control structure adequately safeguards assets and provides reasonable assurance of proper recording of financial transactions.

- The County will utilize the Blackbaud FundWare accounting software system to maintain its financial accounting and reporting. All records and reporting will be in accordance with GAAP. The County will maintain an accounting system which provides internal budgetary and accounting controls designed to provide reasonable assurance regarding both the safeguarding of assets against the loss from unauthorized use or disposition and the reliability of financial information used in preparation of financial statements and reports.
- An independent certified public accounting firm will perform an annual audit and will publicly issue a financial opinion and a statement on internal controls. A management letter will be part of this report.
- The County will maintain and update procedures designed for position control, as it relates to authorized positions, hours budgeted and worked, and filling vacancies. All positions dependant on grant funding will require the employee to verify their understanding that if grant funding decreases or ends, their compensation will also decrease or end.
- The County Finance Office will maintain a fixed assets inventory for assets greater than $4,000. Capitalization thresholds will not be applied to groups of similar items if they individually do not meet the capitalization criteria.
- The County Departments will maintain an inventory of items that require special attention to ensure legal compliance. Legal or contractual provisions may require a higher than ordinary level of accountability over certain items (i.e., items acquired through grant contracts).
- The County Departments will maintain an inventory of *theft sensitive* items (i.e., computers, laptops, monitors).
- The County Departments will maintain an inventory of items that require special attention to protect public safety and avoid potential liability (i.e., Sheriff's or Airport firearms).
- Internal control procedures should be formally documented and reviewed periodically.
- An accounting procedures manual will be maintained and updated on a continuing basis.

Amending the Budget

A budget amendment will increase or decrease budget appropriations adopted by the Board of County Commissioners. Budget appropriations may be adjusted due to the following:

- Appropriation Transfers – the transfer of appropriated budget from one or more spending agencies in a fund to one or more spending agencies in another fund or between spending agencies within a fund (C.R.S. 29-1-109 1a).
    - Used when a unit is identified as having insufficient budget dollars while at the same time another appropriation unit is identified as having an excess budget.
- Supplemental Appropriations – if, during the fiscal year, unanticipated revenues that were not assured at the time of the adoption of the budget from any source other than the local government property tax mill levy are received or if the beginning fund balance is in excess of the budgeted fund balance, the result is additional available revenues (C.R.S. 29-1-109 1b).
    - Used when a policy, law, statute, or court ruling becomes effective which mandates expenditures that were not anticipated or budgeted.
    - Used when an expenditure item is essential to the operation of a County office or department that was neither anticipated nor budgeted.

    - Used when revenue is received and designated for a particular purpose that was neither anticipated nor budgeted.
- Budgetary Decreases – if revenues are lower than anticipated in the adopted budget (C.R.S. 29-1-109 1c).
    - Used when the projected revenue shortfall is large enough that it would cause a shortfall for a fund or for a program dependent upon it.

These policies will be evaluated annually and updated periodically, no less than once every three years.

These policies were adopted by the Board of County Commissioners on April 6, 2010.

Budget Process/Citizen Input

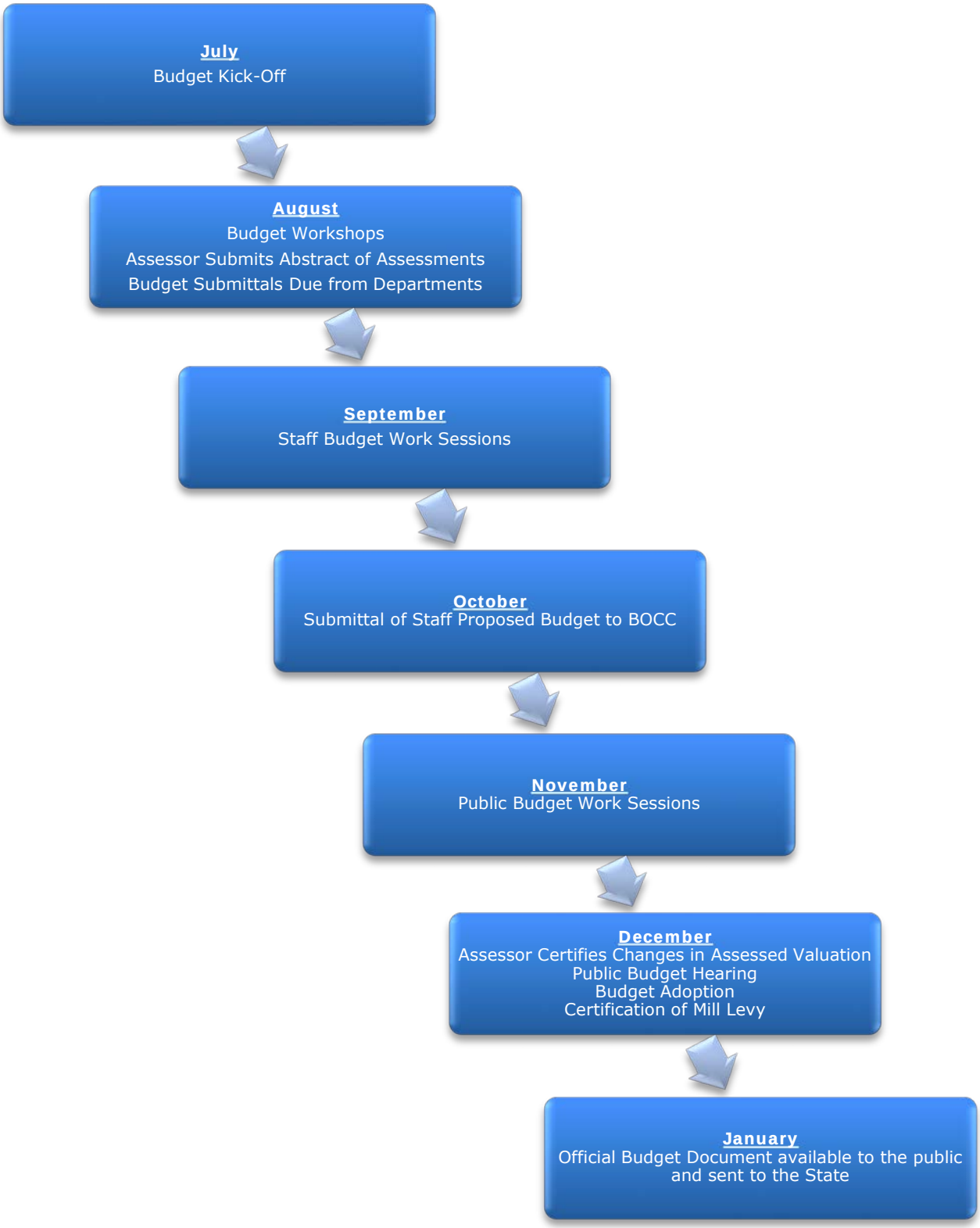

GREEN TEXT DENOTES CITIZEN INPUT OPPORTUNITIES

It is important to ensure that the Board of County Commissioners is getting the public's perspective rather than only that of a small number of highly vocal special interest groups. To this end, the County collects results from a biannual National Citizen Survey™ administered by the National Research Center. The results of this survey are used to inform the Board of County Commissioners to adjust services and service levels more closely to citizens' preferences.

Each July, the Board of County Commissioners (BOCC), the County Manager and the Finance Department meet at the budget kick-off to discuss the budget process and key budget priorities. Budget Preparation Manuals are distributed to department directors for use in preparing their budget submittals.

Throughout July and August, the Finance Department conducts several workshops with departments to assist with calculating current year projections; setting user fees; allocating staff costs among activities, projects and grants; and generally completing the various required forms for the budget submittal.

No later than August 25 of each year, the County Assessor sends a certified assessed valuation of all taxable property within the County to the Finance Director. Based on this assessed valuation and statutory and TABOR property tax revenue limits, the Finance Director computes a rate of levy which when levied would raise the amounts, along with other revenues, necessary to fund the County operating requirements.

On August 15, each department submits their budget along with any required special requests for staff, capital expenditures, baseline enhancements and transfers, and computer equipment or software.

In September, each department director meets with the County Manager and Finance staff to prepare and review the Staff Proposed Budget.

No later than October 15 of each year, the Finance Director presents a Staff Proposed Budget to the BOCC.

Upon receipt of the proposed budget, notice is published within ten days, containing:

1. The date and time of a public hearing at which the adoption of the proposed budget will be considered,
2. The location where the proposed budget may be inspected, and
3. A statement that any interested elector may file objections to the proposed budget at any time prior to the final adoption.

During November, the BOCC meets to consider input from the public and revises the Staff Proposed Budget with changes they deem necessary. Numerous public work sessions are held to review various aspects of the proposed budget.

In the first week of December, a final Public Hearing for the budget is scheduled to consider citizen input.

No later than December 10 of each year, the Assessor certifies any changes in the assessed valuation to local jurisdictions and the Colorado Division of Property Taxation.

Final budget adoption is scheduled prior to or on December 15 of each year.

The Board of County Commissioners levy taxes and certify the levies to the County Assessor no later than December 22 of each year.

The Official Gunnison County Budget Document is submitted to the State of Colorado Department of Local Affairs by January 31.

Budgetary Level of Control

The level of budgetary control is at the fund level. No spending agency may expend, or contract to expend, any money in excess of the amount appropriated in the appropriation resolution.

Administratively, operating budgets are controlled at the program level with departments having the authority to transfer appropriations within a program without further legislative approval.

Budget Amendments

Throughout the year, the budget may be amended from time to time based unforeseen circumstances. Any department may submit a request to amend their budget due to an increase/decrease in revenues (i.e., receipt of a new grant, change in State or Federal funding, etc.); a request for use of contingency funds; or the transfer of funds between appropriation units (i.e., personnel, operating or capital expenditures) or between other organizations and funds. A department is required to submit a budget amendment request form which states why the revision is needed along with the appropriate revenue and/or expenditure account information.

These requests are then reviewed by the Finance Program and submitted for potential approval as a proposed amendment by the County Manager.

Proposed Amendments that are approved by staff are then forwarded to the Board of County Commissioners for formal adoption of a resolution amending the Gunnison County budget and amending the appropriation resolution.

See also “Amending the Budget” in the Financial Policies section of this document for more information.

K Simillion Gunnison County, CO
12/17/2015 2:11:44 PM
447

BOARD OF COUNTY COMMISSIONERS OF GUNNISON COUNTY RESOLUTION NO. 2015-22

A RESOLUTION ADOPTING A BUDGET FOR THE COUNTY OF GUNNISON, COLORADO, FOR THE FISCAL YEAR BEGINNING JANUARY 1, 2016, AND ENDING DECEMBER 31, 2016.

WHEREAS, the Board of County Commissioners of Gunnison County, Colorado did on the 3rd day of December, 2015 consider a proposed budget covering the fiscal operations of the County of Gunnison for fiscal year 2016; and

WHEREAS, public notice of such budget hearing was published as required by law on October 19, 2015; and

WHEREAS, the Board of County Commissioners, after considering the proposed budget at said public hearing did take into consideration the public comment in developing the final budget; and

WHEREAS, all expenditures budgeted by the Board of County Commissioners have been matched by projected income so that the total means of financing the budget is at least equal to or greater than the amount of the proposed expenditures;

NOW, THEREFORE, BE IT RESOLVED by the Board of County Commissioners of Gunnison County, Colorado, that the budget of the fiscal year beginning January 1, 2016, and ending December 31, 2016, which was considered at the public hearing on December 3, 2015, and finally accepted by the Board on the 15th day of December, 2015, be and the same hereby is approved and adopted as the budget for the County of Gunnison, Colorado, for the fiscal year 2016 beginning January 1, 2016, and ending December 31, 2016.

INTRODUCED by Commissioner Chamberland seconded by Commissioner Houck, and adopted this 15th day of December, 2015.

BOARD OF COUNTY COMMISSIONERS
OF GUNNISON COUNTY, COLORADO

Paula Swenson, Chairperson

Phil Chamberland, Vice-Chairperson

Jonathan Houck, Commissioner

Attest:

Deputy County Clerk

GUNNISON COUNTY SEAL COLORADO

BOARD OF COUNTY COMMISSIONERS
OF GUNNISON COUNTY
RESOLUTION NO. 2015-23

A RESOLUTION APPROPRIATING REVENUES OF THE COUNTY OF GUNNISON, COLORADO, FOR THE FISCAL YEAR BEGINNING JANUARY 1, 2016, AND ENDING DECEMBER 31, 2016.

WHEREAS, the Board of County Commissioners of Gunnison County, Colorado, has adopted a budget for the fiscal year beginning January 1, 2016, and ending December 31, 2016, in accordance with the statutes of the State of Colorado:

NOW, THEREFORE, BE IT RESOLVED by the Board of County Commissioners of Gunnison County, Colorado, that the following sums of money or as much thereof as may be authorized by law and as may be needed or deemed necessary to defray all expenses and liabilities of the County, be and the same hereby are appropriated for the lawful purposes and objects of the County of Gunnison during the 2016 fiscal year:

General Fund	$14,279,358
Road & Bridge Fund	5,871,129
Human Services Fund	4,338,052
Conservation Trust Fund	71,540
Sales Tax Fund	1,745,287
Land Preservation Fund	399,095
Mosquito Control District Fund	91,025
Sage Grouse Trust Fund	87,914
Risk Management Fund	82,450
Public Health Agency Fund	775,733
Public Trustee Agency Fund	120,203
Airport Construction Fund	838,167
Capital Expenditures Fund	152,863
Debt Service Fund	2,006,768

Airport Operations Fund	1,265,763
Gunnison County Sewer District Fund	534,471
Gunnison County Water District Fund	357,087
Solid Waste Fund	1,451,014
Gunnison Valley Health Fund	37,644,636
Gunnison Valley Transportation Authority	4,244,270
Internal Service I Fund	2,504,442
Internal Service II Fund	938,118
Internal Service III Fund	2,814,983
TOTAL APPROPRIATIONS	$82,614,368

INTRODUCED by Commissioner Chamberland seconded by Commissioner Houck, and adopted this 15th day of December, 2015.

BOARD OF COUNTY COMMISSIONERS
OF GUNNISON COUNTY, COLORADO

Paula Swenson, Chairperson

Phil Chamberland, Vice-Chairperson

Jonathan Houck, Commissioner

Attest:

Deputy County Clerk

GUNNISON COUNTY SEAL COLORADO

BOARD OF COUNTY COMMISSIONERS
OF GUNNISON COUNTY
RESOLUTION NO. 2015-25

A RESOLUTION SETTING THE MILL LEVY FOR THE COUNTY OF GUNNISON, COLORADO, FOR THE FISCAL YEAR BEGINNING JANUARY 1, 2016, AND ENDING DECEMBER 31, 2016.

WHEREAS, the Board of County Commissioners of Gunnison County, Colorado has adopted a budget for the fiscal year beginning January 1, 2016, and ending December 31, 2016, in accordance with the statutes of the State of Colorado, which budget includes revenues from ad valorem taxes; and

WHEREAS, the Board of County Commissioners has also appropriated the necessary revenues for the said 2016 fiscal year as authorized by law in accordance with the statutes of the State of Colorado; and

WHEREAS, the Gunnison County Assessor has certified the 2015 total net assessed valuation of $593,338,390;

NOW, THEREFORE, BE IT RESOLVED by the Board of County Commissioners of Gunnison County, Colorado, that the following mill levies are hereby established and levied upon the total valuation for assessment of all taxable property within Gunnison County for the fiscal year 2014:

General Fund	13.983
Temporary Tax Credit	(1.453)
	12.530
Hospital Fund (GHCC)	1.140
Library Fund	1.440
Human Services Fund	0.512
MILLS	15.622
Tax Abatement Levy	0.052
Total Mill Levy	15.674

INTRODUCED by Commissioner Chamberland, seconded by Commissioner Houck, and adopted this 15th day of December, 2015.

BOARD OF COUNTY COMMISSIONERS
OF GUNNISON COUNTY, COLORADO

Paula Swenson, Chairperson

Phil Chamberland, Vice-Chairperson

Jonathan Houck, Commissioner

Attest:

Deputy County Clerk

GUNNISON COUNTY SEAL COLORADO

BOARD OF COUNTY COMMISSIONERS
OF GUNNISON COUNTY
RESOLUTION NO. 2015-24

A RESOLUTION SETTING THE TEMPORARY TAX CREDIT MILL LEVY FOR THE COUNTY OF GUNNISON, COLORADO, FOR THE FISCAL YEAR BEGINNING JANUARY 1, 2016, AND ENDING DECEMBER 31, 2016.

WHEREAS, the Board of County Commissioners of Gunnison County, Colorado has adopted a budget for the fiscal year beginning January 1, 2016, and ending December 31, 2016, in accordance with the statutes of the State of Colorado, which budget includes revenues from ad valorem taxes; and

WHEREAS, the Board has determined that the permanent mill levy of 17.075 mills will raise excess revenues; and

WHEREAS, the revenue limit created by the Constitution and the laws of the State of Colorado will be reached by a mill levy of 15.622, plus a refund/abatement mill levy of .052 for a total mill levy of 15.674.

NOW, THEREFORE, BE IT RESOLVED by the Board of County Commissioners of Gunnison County, Colorado, that this Board refund the excess revenue raised through a temporary tax credit of 1.453 mills to be applied to each tax schedule issued by the County Assessor and Treasurer.

INTRODUCED by Commissioner Chamberland, seconded by Commissioner Houck, and adopted this 15th day of December, 2015.

BOARD OF COUNTY COMMISSIONERS
OF GUNNISON COUNTY, COLORADO

Paula Swenson, Chairperson

Phil Chamberland, Vice-Chairperson

Jonathan Houck, Commissioner

GUNNISON COUNTY SEAL COLORADO

Attest:

Deputy County Clerk

K Simillion Gunnison County, CO
12/17/2015 2:23:16 PM
447

GUNNISON COUNTY HOUSING AUTHORITY
RESOLUTION NO. 2015-001

A RESOLUTION ADOPTING A BUDGET FOR THE GUNNISON COUNTY HOUSING AUTHORITY FOR THE FISCAL YEAR BEGINNING JANUARY 1, 2016, AND ENDING DECEMBER 31, 2016.

WHEREAS, the Board of the Gunnison County Housing Authority did on the 3rd day of December, 2015, consider a proposed budget covering the fiscal operations of the County of Gunnison for fiscal year 2016; and

WHEREAS, public notice of such budget hearing was published as required by law on October 19, 2015; and

WHEREAS, the Board of the Gunnison County Housing Authority, after considering the proposed budget at said public hearing and after considering public comment, did take into consideration the public comment in developing the final budget; and

WHEREAS, all expenditures budgeted by the Board of the Gunnison County Housing Authority have been matched by projected income so that the total means of financing the budget is at least equal to or greater than the amount of the proposed expenditures;

NOW, THEREFORE, BE IT RESOLVED by the Board of the Gunnison County Housing Authority, that the budget of the fiscal year beginning January 1, 2016, and ending December 31, 2016, which was considered at the public hearing on December 3, 2015, and finally accepted by the Board on the 15th day of December, 2015, be and the same hereby is approved and adopted as the budget for the Gunnison County Housing Authority for the fiscal year 2016 beginning January 1, 2016, and ending December 31, 2016.

INTRODUCED by Commissioner Chamberland, seconded by Commissioner Houck, and adopted this 15th day of December, 2015.

GUNNISON COUNTY HOUSING AUTHORITY

Paula Swenson, Chairperson

Phil Chamberland, Vice-Chairperson

Jonathan Houck, Commissioner

Attest:

Deputy County Clerk

GUNNISON COUNTY SEAL COLORADO

GUNNISON COUNTY HOUSING AUTHORITY
RESOLUTION NO. 2015-002

A RESOLUTION APPROPRIATING REVENUES FOR THE GUNNISON COUNTY HOUSING AUTHORITY FOR THE FISCAL YEAR BEGINNING JANUARY 1, 2016, AND ENDING DECEMBER 31, 2016.

WHEREAS, the Board of the Gunnison County Housing Authority has adopted a budget for the fiscal year beginning January 1, 2016, and ending December 31, 2016, in accordance with the statutes of the State of Colorado,

NOW, THEREFORE, BE IT RESOLVED by the Board of the Gunnison County Housing Authority, that the following sums of money or as much thereof as may be authorized by law and as may be needed or deemed necessary to defray all expenses and liabilities of the Gunnison County Housing Authority, be and the same hereby are appropriated for the lawful purposed and objectives of the Gunnison County Housing Authority during the 2016 fiscal year:

Gunnison County Housing Authority	$324,060
Total Appropriations	$324,060

INTRODUCED by Commissioner Chamberland, seconded by Commissioner Houck, and adopted this 15th day of December, 2015.

GUNNISON COUNTY HOUSING AUTHORITY

Paula Swenson, Chairperson

Phil Chamberland, Vice-Chairperson

Jonathan Houck, Commissioner

Attest:

Deputy County Clerk

GUNNISON COUNTY SEAL COLORADO

GUNNISON RIVER VALLEY LOCAL MARKETING DISTRICT
RESOLUTION NO. 2015-1

A RESOLUTION ADOPTING A BUDGET FOR THE GUNNISON RIVER VALLEY LOCAL MARKETING DISTRICT FOR THE FISCAL YEAR BEGINNING JANUARY 1, 2016, AND ENDING DECEMBER 31, 2016.

WHEREAS, the Board of the Gunnison County River Valley Local Marketing District did on the 3rd day of December, 2015, consider a proposed budget covering the fiscal operations of the County of Gunnison for fiscal year 2016; and

WHEREAS, public notice of such budget hearing was published as required by law on October 19, 2015; and

WHEREAS, the Board of the Gunnison River Valley Local Marketing District after considering the proposed budget at said public hearing and after considering public comment, did take into consideration the public comment in developing the final budget; and

WHEREAS, all expenditures budgeted by the Board of the Gunnison River Valley Local Marketing District have been matched by projected income so that the total means of financing the budget is at least equal to or greater than the amount of the proposed expenditures;

NOW, THEREFORE, BE IT RESOLVED by the Board of the Gunnison River Valley Local Marketing District, that the budget of the fiscal year beginning January 1, 2016, and ending December 31, 2016, which was considered at the public hearing on December 3, 2015, and finally accepted by the Board on the 15th day of December, 2015, be and the same hereby is approved and adopted as the budget for the Gunnison River Valley Local Marketing District for the fiscal year 2016 beginning January 1, 2016, and ending December 31, 2016.

INTRODUCED by Commissioner Houck, seconded by Commissioner Chamberland, and adopted this 15th day of December, 2015.

GUNNISON RIVER VALLEY LOCAL MARKETING DISTRICT

Paul Swenson, Chairperson

Phil Chamberland, Vice-Chairperson

Jonathan Houck, Commissioner

GUNNISON COUNTY SEAL COLORADO

Attest:

Deputy County Clerk

K Simillion Gunnison County, CO
12/17/2015 2:23:46 PM
447

GUNNISON RIVER VALLEY LOCAL MARKETING DISTRICT
RESOLUTION NO. 2015-2

A RESOLUTION APPROPRIATING REVENUES FOR THE GUNNISON RIVER VALLEY LOCAL MARKETING DISTRICT FOR THE FISCAL YEAR BEGINNING JANUARY 1, 2016, AND ENDING DECEMBER 31, 2016.

WHEREAS, the Board of the Gunnison River Valley Local Marketing District has adopted a budget for the fiscal year beginning January 1, 2016, and ending December 31, 2016, in accordance with the statutes of the State of Colorado,

NOW, THEREFORE, BE IT RESOLVED by the Board of the Gunnison River Valley Local Marketing District, that the following sums of money or as much thereof as may be authorized by law and as may be needed or deemed necessary to defray all expenses and liabilities of the Gunnison River Valley Local Marketing District, be and the same hereby are appropriated for the lawful purposes and objectives of the Gunnison River Valley Local Marketing District during the 2016 fiscal year:

Gunnison River Valley Local Marketing District	$1,470,244
Total Appropriations	$1,470,244

INTRODUCED by Commissioner Houck, seconded by Commissioner Chamberland, and adopted this 15th day of December, 2015.

GUNNISON RIVER VALLEY LOCAL MARKETING DISTRICT

Paula Swenson, Chairperson

Phil Chamberland, Vice-Chairperson

Jonathan Houck, Commissioner

Attest:

Deputy County Clerk

GUNNISON COUNTY SEAL COLORADO

Accounting Procedures - All processes which discover, record, classify, and summarize financial information to produce financial reports and to provide internal control.

Accrual Basis - The basis of accounting under which transactions are recognized when they occur, regardless of the timing of related cash flows.

Accrual Expenses - Expenses incurred but not due until a later date.

Activity - A specific and distinguishable line of work performed by one or more organizational components of a government for the purpose of accomplishing a function for which the government is responsible.

Allocate - To divide a lump-sum appropriation into parts which are designated for expenditure by specific organizational units and/or for specific purposes, activities, or objects.

Adopted Budget - Required by Colorado Local Government Budget Law. The budget is an annual financial plan for County operations showing all expected revenues and expenditures to be in balance.

Appropriation - Legal authorization granted by the Board of County Commissioners to make expenditures as specified in the appropriating resolution.

Assessed Valuation - Total valuation established by the County Assessor on real and personal property within the County, which is used as a basis for levying taxes.

Available Resources – Current assets minus the current liabilities.

Budget Document - The instrument used by the budget-making authority to present a comprehensive financial program to the appropriating body. The budget document usually consists of three parts. The first part contains a message from the budget-making authority, together with a summary of the proposed expenditures and the means of financing them. The second consists of schedules supporting the summary. These schedules show in detail the information as to past years' actual revenues, expenditures, and other data used in making the estimates. The third part is composed of drafts of the appropriation, revenue, and borrowing measures necessary to put the budget into effect.

Budget Preparation Manual - The set of instructions and forms sent by the Finance Department to the departments/offices of the County for preparation of their budget requests.

Budgetary Expenditures - Decreases in net current assets. In contrast to conventional expenditures, budgetary expenditures are limited in amount to exclude amounts represented by non-current liabilities. Due to their spending measurement focus, governmental fund types are concerned with the measurement of budgetary expenditures.

Capital Improvements - Public facilities and infrastructure (buildings, bridges, roads) and major share equipment resources (computer systems, telephone systems).

Capital Outlay - Expenditures for equipment, vehicles, or machinery that results in the acquisition or addition to fixed assets.

Charges for Services - Charges to individuals or organizations for a broad array of services. Examples include user fees, reimbursement charges, and sales of documents.

Chart of Accounts - Numbering system used by Gunnison County to designate funds, organizations, revenue sources, and expense objects.

Debt Service - The annual payment of principal and interest on the County's indebtedness.

Enterprise Fund - A fund established to finance and account for the acquisition, operation, and maintenance of governmental facilities and services which are entirely or predominantly self-supporting by user charges. The Paramedic Service operates as an Enterprise Fund.

Estimated Revenue - The amount of projected revenue to be collected during the fiscal year. The amount of revenue appropriated is the amount approved by the Board.

Expenditure - An actual payment made by County warrant (check) or by inter-fund transfer.

Fees - Any charge levied by government associated with providing a service or imposing a fine or penalty. Major types of fees include zoning/platting fees, user charges, building permits and vehicle registrations.

Fiscal Policy - The County Government's policies with respect to taxes, spending and debt management as these relate to government services, programs and capital investment. Fiscal policy provides a consistent set of principles for planning and programming government budgets.

Fiscal Year - Twelve-month period to which the annual budget applies. Gunnison County's fiscal year is the same as the calendar year.

Fringe Benefits - County-funded benefits for employees including social security, retirement, group health, life, unemployment insurance and worker's compensation.

F.T.E. (Full-time Equivalent) - An employee position is converted to decimal equivalent value (equivalent of 2,080 hours or 52 forty-hour weeks).

Fund - Fiscal and accounting entity with self-balancing set of accounts which are segregated usually by financial resources or other special regulations, restrictions, or limitations.

Fund Balance - Difference between the assets and liabilities of a fund. Fund balance is terminology that is applicable to "fund level" reporting of individual governmental funds and is based on the modified accrual basis of accounting. It is used as a measure of the amount available to budget or spend in the future.

GAAFR - (Governmental Accounting, Auditing, and Financial Reporting) - The "blue book" published by the Government Finance Officers Association to provide detailed guidance for the application of accounting principles for governments.

GAAP - (Generally Accepted Accounting Principles) - standards for financial accounting and reporting, which are different for government than for businesses.

General Appropriation Required – Since only revenues specific to a particular Department, Program or Activity are allocated, some costs centers require a General Appropriation of revenues within that Fund that are not specifically restricted to a particular cost center to support the Cost to the County.

General Ledger - Set of accounts, which contain information needed to reflect the financial position and the results of the operations of the County. The debit balances equal the credit balances.

Grant - A contribution by a government or other organization to support a particular function. Grants may be classified as either categorical or block depending upon the amount of discretion allowed the grantee.

Highway User Tax (HUTF) - Revenue that is derived from the state gasoline tax, and restricted for Road and Bridge activities.

Indirect Costs - Costs associated with, but not directly attributable to, the providing of a product or service. These costs are usually incurred by other departments in the support of operating departments.

Interfund Revenues – Revenues derived mainly from charges to other county funds (as well as the occasional outside entity) by Internal Service Funds. Examples include computer service fees, repair and maintenance of vehicles, material sales, telephone fees, and equipment rental.

Interfund Transfer - Amounts transferred from one fund to another.

Intergovernmental Agreement - A concord between two or more governmental units to jointly identify, plan and/or implement a task for their mutual benefit.

Intergovernmental Revenues - Revenue from other governments, primarily Federal and State grants, but also other local governments.

Internal Service Charges - The charges to user departments for internal services provided by another County agency, such as data processing, or for vehicles and heavy equipment.

Internal Service Fund - Funds used to account for the financing of goods or services provided by one department to another department on a cost reimbursement basis.

Managing for Results (MFR) - Strategic planning, performance measurement, and budgeting process that emphasizes use of resources to achieve measurable results, accountability, efficiency, and continuous improvement in service delivery.

Mandate - Any responsibility, action or procedure that is imposed by one sphere of government on another through constitutional, legislative, administrative, executive, or judicial action as a direct order or that is required as a condition of aid.

Mill - The property tax rate, which is based on the valuation of property. A tax rate of one mill produces one dollar of taxes on each $1,000 of property valuation.

Miscellaneous Expenses – This category of expenditures includes classification by objects that don't readily fit into the other reported categories. Generally, these are expenditures that are specific to a particular organization unit that do not correspond to other organizational units within the county government.

Modified Accrual Basis - The accrual basis of accounting adapted to the governmental fund type Spending Measurement Focus. Under it, revenues are recognized when they become both "measurable" and "available to finance expenditures of the current period". Expenditures are recognized when the related fund liability is incurred except for:

(1) inventories of materials and supplies which may be considered expenditures either when purchased or when used;
(2) prepaid insurance and similar items which need not be reported;
(3) accumulated unpaid vacation, sick pay, and other employee benefit amounts which need not be recognized in the current period, but for which larger-than-normal accumulations must be disclosed in the notes to the financial statements;
(4) interest on special assessment indebtedness which may be recorded when due rather than accrued, if approximately offset by interest earnings on special assessment levies; and
(5) principal and interest on long-term debt which are generally recognized when due.

Net Assets - Net assets is defined as the difference between assets and liabilities of the governmental entity as an entire unit.

Object - As used in expenditure classification, this term applies to the article purchased or the service obtained (as distinguished from the results obtained from expenditures). Examples are personal services, contractual services, materials, and supplies.

Office - Unit of County government that is administered by an Elected Official. (Example: Sheriff).

Operating Budget - The grouping of all objects for expenditures that are not personal services (wages and benefits). (Example: office supplies, rental expense).

Operating Transfer - Routine and/or recurring transfers of assets between funds.

Personnel Costs - This is a basic classification of expenditures by object for services rendered by officers and employees of the government unit, including related salaries, wages, benefits and employer's contributions.

Program - An organized set of related work activities which are directed toward a common purpose or goal and represent a well defined expenditure of county resources.

Proposed Budget - Coming year budgets that are prepared by each department and submitted to the Finance Department for analysis.

Proprietary Fund - A fund used to account for business-type activities in government. The activities are usually financed with user fees that are directly related to the services received. There are two types of proprietary funds - enterprise and internal service funds.

Purchased Services - This is a basic classification by object for services, other than personal services, which are required by the governmental unit in the administration of its assigned functions. Included are items such as insurance premiums, utilities, auditors, consultants, medical fees, contract labor and professional services.

Recommended Budget - After analysis and negotiation of proposed budgets with each department/office by the County Manger and the Finance Director, a balanced budget is submitted to the Board of Commissioners for their consideration.

Reserve - (1) An account used to earmark a portion of fund balance to indicate that it is not appropriate for expenditure. (2) An account used to earmark a portion of fund equity as legally segregated for a specific future use.

Revenue - Income received by the County Government in support of the government's program of services to the community. It includes such items as property taxes, fees, user charges, grants and fines.

Special Revenue Fund - A fund used to account for revenues legally earmarked for a particular purpose.

Supplemental Appropriation - An act by the County Commissioners to transfer budgeted and appropriated monies from one spending agency to another, whether the agencies are in the same or different funds. Also, if the County receives revenues that were not anticipated or assured at the time of budget adoption, those revenues can be used in the current fiscal year only after being approved for use via supplemental appropriation.

Supplies - This is a basic classification of expenditures by object for articles and commodities, which are purchased for consumption or resale and are materially altered when used. Examples include office and cleaning supplies, gas, oil, materials, tools and parts.

Taxes - Compulsory charges levied by a government for the purpose of financing services performed for the common benefit. This term does not include specific charges made against particular persons or property for current or permanent benefits such as special assessments. Neither does the term include charges for services rendered only to those paying such charges as, for example, sewer service charges.

User Charges - The amount the government receives for the provision of services and commodities or the performance of specific services benefiting the person charged. Citizens only pay user charges when a specific service is received.

ADA	Americans With Disabilities Act Of 1990
AICP	American Institute of Certified Planners
AIP	Airport Improvement Program
APA	American Planning Association
BOCC	Board of County Commissioners
CBD	Central Business District
CBOE	County Board of Adjustments
CDA	Colorado Department of Agriculture
CDAG	Colorado Division of Aeronautics Grant
CDBG	Community Development Block Grant
CDE	Colorado Department of Education
CDOT	Colorado Department of Transportation
CDPHE	Colorado Department of Public Health and the Environment
CFS	Cubic feet per second
CGIA	Colorado Governmental Immunity Act
CIP	Capital Improvements Plan
CO	Certificate of Occupancy
CO	Colorado
COA	Council on Aging
COA	County Attorney's Office
COE	(Army) Corps of Engineers
COG	Council of Governments
CRS	Colorado Revised Statutes
CWA	Clean Water Act
CWCB	Colorado Water Conservation Board
DHHS	Department of Health and Human Services
DHS	Department of Human Services
DMV	Department Of Motor Vehicles
DOC	Department of Corrections
DOI	Department of the Interior
DOJ	Department of Justice
DOLA	Department of Local Affairs

DOR	Department of Revenue
DOT	Department of Transportation
DPS	Department of Public Safety
EA	Environmental Assessment
ECC	Early Childhood Council
EIAF	Energy Impact Assistance Grant
EIS	Environmental Impact Statement
EOC	Emergency Operations Center
EPA	US Environmental Protection Agency
FAA	Federal Aviation Administration
FASB	Financial Accounting Standards Board
FBO	Fixed Base Operator
FCC	Federal Communications Commission
FEMA	Federal Emergency Management Agency
FTE	Full-Time Equivalent
FY	Fiscal Year
GAAP	Generally Accepted Accounting Principles
GASB	Governmental Accounting Standards Board
GCSAP	Gunnison County Substance Abuse Prevention
GIS	Geographic Information System
GOCO	Great Outdoors Colorado
GPCD	Gallons per capita per day
GPD	Gallons per day
GPM	Gallons per minute
GVRHA	Gunnison Valley Regional Housing Authority
HUD	Housing and Urban Development
IT	Information Technology Department
LMD	Local Marketing District
LUR	Land Use Resolution
MOA	Memorandum of Agreement
MOU	Memorandum Of Understanding
NFP	Nurse Family Partnership
NPP	Nurturing Parenting Program
PFC	Passenger Facility Charge
PILT	Payment in Lieu of Taxes

POA	Property Owners Association
PUD	Planned Unit Development
PW	Public Works
RFP	Request For Proposal
ROW	Right of Way
RTA	Rural Transportation Authority
SO	Sheriff's Office
SOT	Specific Ownership Tax
TABOR	Taxpayer Bill of Rights
TIF	Tax Increment Financing
UGRWCD	Upper Gunnison River Water Conservancy District
USDA	United States Department of Agriculture
USDA-RD	United States Department of Agriculture-Rural Development
USGS	United States Geological Survey